



ADAC Formel 4

Result List Free Practice 2



Provisional

DMSB Reg. Nr.: 930/17



Nürburgring, Length: 3629m

Air temperature: 20.58°C

Track temperature: 27.56°C

Weather condition: Dry

Friday, August 04, 2017 14:10:00

started : 27 classified : 27 not classified : 0

Nr.	Drivers	Team	Lap	Best Time	Gap	Diff	Kph	Day Time
Cl.	Car	Competitor						
1	5 L.Zendeli(DEU) ADAC Formel 4 powered by Abarth	(T) ADAC Berlin-Brandenburg e.V.(DEU) ADAC Berlin-Brandenburg e.V.	14	1:27.729			148.9	14:35:08
2	18 J.Hanses(DEU) ADAC Formel 4 powered by Abarth	(T) US Racing(DEU) US Racing	16	1:27.807	0.078	0.078	148.7	14:41:16
3	28 K.Schramm(DEU) ADAC Formel 4 powered by Abarth	US Racing(DEU) US Racing	11	1:27.859	0.130	0.052	148.6	14:32:33
4	1 F.Drugovich(ITA) ADAC Formel 4 powered by Abarth	(T) Van Amersfoort Racing(NLD) Van Amersfoort Racing	13	1:27.901	0.172	0.042	148.6	14:33:45
5	44 J.Vips(ITA) ADAC Formel 4 powered by Abarth	(T) Prema Powerteam SRL(ITA) Prema Powerteam SRL	17	1:28.017	0.288	0.116	148.4	14:41:27
6	9 M.Armstrong(ITA) ADAC Formel 4 powered by Abarth	(T) Prema Powerteam SRL(ITA) Prema Powerteam SRL	14	1:28.060	0.331	0.043	148.3	14:38:32
7	27 N.Nielsen(DNK) ADAC Formel 4 powered by Abarth	US Racing(DEU) US Racing	13	1:28.073	0.344	0.013	148.3	14:36:13
8	3 L.Gachot(GBR) ADAC Formel 4 powered by Abarth	Van Amersfoort Racing(NLD) Van Amersfoort Racing	17	1:28.101	0.372	0.028	148.2	14:39:06
9	80 A.Estner(DEU) ADAC Formel 4 powered by Abarth	(T) Neuhauser Racing Team(AUT) Neuhauser Racing Team	13	1:28.118	0.389	0.017	148.2	14:33:21
10	74 E.Fittipaldi(ITA) R ADAC Formel 4 powered by Abarth	Prema Powerteam SRL(ITA) Prema Powerteam SRL	12	1:28.205	0.476	0.087	148.1	14:33:31
11	4 S.Flörsch(DEU) ADAC Formel 4 powered by Abarth	ADAC Berlin-Brandenburg e.V.(DEU) ADAC Berlin-Brandenburg e.V.	9	1:28.226	0.497	0.021	148.0	14:32:25
12	13 F.Scherer(CHE) ADAC Formel 4 powered by Abarth	(T) US Racing(DEU) US Racing	13	1:28.228	0.499	0.002	148.0	14:36:42
13	68 J.Correa(ITA) ADAC Formel 4 powered by Abarth	Prema Powerteam SRL(ITA) Prema Powerteam SRL	14	1:28.235	0.506	0.007	148.0	14:35:47
14	64 O.Caldwell(GBR) ADAC Formel 4 powered by Abarth	ADAC Berlin-Brandenburg e.V.(DEU) ADAC Berlin-Brandenburg e.V.	17	1:28.237	0.508	0.002	148.0	14:40:28
15	2 F.Vesti(DNK) ADAC Formel 4 powered by Abarth	(T) Van Amersfoort Racing(NLD) Van Amersfoort Racing	14	1:28.260	0.531	0.023	148.0	14:36:18
16	33 J.Aberdein(DEU) ADAC Formel 4 powered by Abarth	(T) Motopark(DEU) Motopark	12	1:28.293	0.564	0.033	147.9	14:32:20
17	99 C.Weerts(BEL) R ADAC Formel 4 powered by Abarth	Motopark(DEU) Motopark	13	1:28.318	0.589	0.025	147.9	14:35:04
18	7 O.Söderström(SWE) ADAC Formel 4 powered by Abarth	(T) ADAC Berlin-Brandenburg e.V.(DEU) ADAC Berlin-Brandenburg e.V.	12	1:28.394	0.665	0.076	147.7	14:35:37
19	41 A.Petrov(ITA) ADAC Formel 4 powered by Abarth	DR Formula(PRT) DR Formula	12	1:28.446	0.717	0.052	147.7	14:32:22
20	42 L.Hoogenboom(NLD) ADAC Formel 4 powered by Abarth	(T) Motopark(DEU) Motopark	16	1:28.472	0.743	0.026	147.6	14:40:17
21	81 M.Waldherr(DEU) ADAC Formel 4 powered by Abarth	(T) Neuhauser Racing Team(AUT) Neuhauser Racing Team	16	1:28.556	0.827	0.084	147.5	14:38:23
22	98 C.Piro(DEU) ADAC Formel 4 powered by Abarth	(T) Team Piro Sports Interdental(DEU) Team Piro Sports Interdental	11	1:28.819	1.090	0.263	147.0	14:29:57
23	11 M.Wishofer(AUT) R ADAC Formel 4 powered by Abarth	(T) Lechner Racing(AUT) Lechner Racing	15	1:28.977	1.248	0.158	146.8	14:36:03
24	6 T.Beckhäuser(CZE) R ADAC Formel 4 powered by Abarth	ADAC Berlin-Brandenburg e.V.(DEU) ADAC Berlin-Brandenburg e.V.	12	1:29.017	1.288	0.040	146.7	14:33:27
25	26 L.Heinrich(DEU) R ADAC Formel 4 powered by Abarth	(T) Rennsport Rössler(DEU) Rennsport Rössler	12	1:29.512	1.783	0.495	145.9	14:32:11
26	25 D.Ghatts(DEU) R ADAC Formel 4 powered by Abarth	(T) Team Piro Sports Interdental(DEU) Team Piro Sports Interdental	17	1:29.591	1.862	0.079	145.8	14:40:22



ADAC Formel 4

Result List Free Practice 2



Provisional

DMSB Reg. Nr.: 930/17

Friday, August 04, 2017 14:10:00



Nürburgring, Length: 3629m
Air temperature: 20.58°C
Track temperature: 27.56°C
Weather condition: Dry

started : 27 classified : 27 not classified : 0

Nr. Drivers	Cl. Car	Team	Competitor	Lap	Best Time	Gap	Diff	Kph	Day Time
27	10 R.Wagner(DEU)	(T) Lechner Racing(AUT)	Lechner Racing	12	1:29.847	2.118	0.256	145.4	14:33:21
R ADAC Formel 4 powered by Abarth									
Did not start									
83	K.Moreira-Laliberte(CHE)	Van Amersfoort Racing(NLD)	Van Amersfoort Racing						
ADAC Formel 4 powered by Abarth									

T = nominated for the team classification

Subject to final scrutineering!

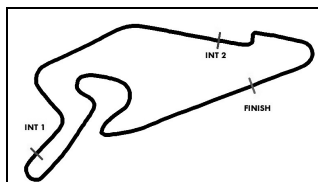
Publication time:	Clerk of the Course: Michael Bork	Timekeeper: Steffen Ruhl
-------------------	-----------------------------------	--------------------------

ver: 1.0

www.adac.de/motorsport

Page 2/ 2 printed: 4.8.2017 14:43

CERTINA
S W I S S W A T C H E S



ADAC Formel 4

Sector List Free Practice 2



Provisional

DMSB Reg. Nr.: 930/17

Friday, August 04, 2017 14:10:00



Nürburgring, Length: 3629m

Air temperature: 20.58°C

Track temperature: 27.56°C

Weather condition: Dry

Lap	Time	SE1	SP1	SE2	SP2	SE3	SP3	TSP	Lap	Time	SE1	SP1	SE2	SP2	SE3	SP3	TSP
1 Drugovich, ITA									theoretical besttime: 1:27.757								
1	2:18.489	1:31.325	127	24.894	183	22.270	169	183	10	1:28.298	44.918	133	22.208	219	21.172	176	219
2	1:30.244	46.096	131	22.619	215	21.529	175	215	11	1:27.947	44.607	131	22.202	218	21.138	176	218
3	1:29.202	45.275	132	22.525	216	21.402	176	216	12	1:27.943	44.714	132	22.178	219	21.051	176	219
4	1:28.734	45.004	130	22.323	219	21.407	177	219	13	1:27.901	44.598	133	22.181	218	21.122	174	218
5	1:28.475	44.925	133	22.333	217	21.217	176	217	14	1:37.305	50.305	99	25.849	216	21.151	176	216
6	1:32.946	44.988	131	22.313	218	25.645	56	218	15	1:28.272	44.815	133	22.250	220	21.207	177	220
7	4:33.063	3:46.580	127	24.023	200	22.460	171	200	16	1:27.959	44.658	131	22.150	219	21.151	176	219
8	1:31.095	46.281	133	22.698	215	22.116	175	215	17	1:28.172	44.789	132	22.134	219	21.249	176	219
9	1:29.076	45.468	133	22.369	219	21.239	176	219	18		44.666	131	22.108	220			220

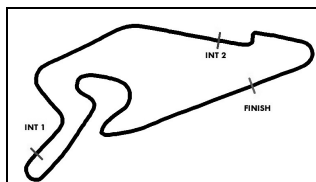
2 Vesti, DNK									theoretical besttime: 1:28.209								
1	2:32.522	1:44.447	111	25.774	209	22.301	173	209	10	1:29.665	45.412	115	22.923	217	21.330	176	217
2	1:30.808	45.797	130	22.752	212	22.259	175	212	11	1:28.544	44.860	131	22.359	217	21.325	176	217
3	1:29.594	45.438	130	22.649	214	21.507	175	214	12	1:28.448	44.875	132	22.338	219	21.235	176	219
4	1:30.741	46.742	129	22.523	215	21.476	174	215	13	1:29.054	45.296	132	22.313	217	21.445	175	217
5	1:29.062	45.219	130	22.556	214	21.287	175	214	14	1:28.260	44.758	131	22.297	219	21.205	175	219
6	1:35.319	45.188	131	22.479	215	27.652	54	215	15	1:28.364	44.909	133	22.246	219	21.209	175	219
7	5:03.191	4:07.029	103	26.393	178	29.769	171	178	16	1:28.616	44.878	128	22.387	217	21.351	175	217
8	1:35.324	47.080	132	23.240	187	25.004	175	187	17	1:28.528	44.930	131	22.260	217	21.338	174	217
9	1:35.548	45.910	129	27.879	194	21.759	175	194									

3 Gachot, GBR									theoretical besttime: 1:27.956								
1	2:05.003	1:18.062	127	24.007	216	22.934	174	216	10	1:28.722	44.914	131	22.535	218	21.273	176	218
2	1:30.709	46.302	131	22.797	214	21.610	174	214	11	1:28.210	44.847	132	22.274	217	21.089	176	217
3	1:30.948	45.878	131	22.896	211	22.174	175	211	12	1:28.354	44.805	131	22.374	219	21.175	175	219
4	1:29.193	45.241	131	22.578	215	21.374	175	215	13	1:28.260	44.703	132	22.341	216	21.216	175	216
5	1:28.659	45.103	131	22.372	216	21.184	176	216	14	1:28.331	44.895	132	22.218	217	21.218	175	217
6	1:34.167	45.060		22.459	218	26.648	60	218	15	1:28.177	44.844	131	22.211	219	21.122	175	219
7	4:09.015	3:22.250	126	24.193	201	22.572	170	201	16	1:28.121	44.726	131	22.171	219	21.224	175	219
8	1:31.023	46.639	132	22.804	214	21.580	175	214	17	1:28.101	44.806	132	22.164	219	21.131	175	219
9	1:29.314	45.237	133	22.688	213	21.389	176	213	18	1:28.397	44.835	132	22.329	218	21.233	174	218

4 Flörsch, DEU									theoretical besttime: 1:28.088								
1	2:31.775	1:43.919	126	24.859	185	22.997	164	185	9	1:28.226	44.929	134	22.203	218	21.094	176	218
2	1:33.010	48.313	133	23.002	211	21.695	175	211	10	1:28.333	44.915	133	22.249	216	21.169	177	216
3	1:29.115	45.257	132	22.534	214	21.324	175	214	11	1:30.734	46.626	125	22.865	216	21.243	176	216
4	1:33.947	44.924	132	22.413	214	26.610	52	214	12	1:28.625	45.071	134	22.276	218	21.278	177	218
5	8:44.996	7:57.181	123	24.404	189	23.411	173	189	13	1:28.525	44.976	132	22.270	217	21.279	175	217
6	1:32.582	47.706	132	22.981	197	21.895	175	197	14	1:28.501	45.051	133	22.171	216	21.279	177	216
7	1:30.717	45.221	132	22.379	215	23.117	176	215	15	1:28.306	44.823	131	22.205	219	21.278	176	219
8	1:28.602	45.023	133	22.273	216	21.306	175	216									

5 Zendeli, DEU									theoretical besttime: 1:27.729								
1	2:04.574	1:12.045	106	27.479	154	25.050	146	154	10	1:31.113	46.285	133	22.865	211	21.963	177	211
2	1:46.597	51.994	111	29.885	126	24.718	174	126	11	1:30.729	44.882	135	22.236	218	23.611	177	218
3	1:30.544	45.999	130	22.954	207	21.591	176	207	12	1:28.178	44.653	133	22.286	217	21.239	177	217
4	1:29.502	45.581	131	22.505	216	21.416	177	216	13	1:31.797	44.700	134	24.703	210	22.394	177	210
5	1:29.192	45.196	133	22.539	216	21.457	176	216	14	1:27.729	44.480	133	22.118	221	21.131	178	221
6	1:28.960	45.077	131	22.484	215	21.399	176	215	15	1:32.168	48.254	132	22.517	218	21.397	177	218
7	1:28.856	45.096	132	22.417	216	21.343	175	216	16	1:28.353	44.735	133	22.173	219	21.445	177	219
8	1:34.319	45.084	133	22.621	215	26.614	56	215	17	1:28.113	44.724	134	22.132	219	21.257	172	219
9	4:13.921	3:27.389	125	24.137	207	22.395	171	207	18		45.008	134	22.250	219			219

6 Beckhäuser, CZE									theoretical besttime: 1:28.946								
1	2:08.598	1:16.574	122	27.667	178	24.357	169	178	10	1:32.868	48.357	131	23.002	213	21.509	176	213
2	1:43.554	48.548	125	29.909	128	25.097	175	128	11	1:29.716	45.726	132	22.592	214	21.398	176	214
3	1:32.104	46.811	130	23.267	213	22.026	175	213	12	1:29.017	45.183	133	22.371	215	21.463	177	215
4	1:32.556	47.695	130	23.211	213	21.650	175	213	13	1:29.501	45.482	129	22.495	216	21.524	175	216
5	1:37.640	47.404	129	22.766	213	27.470	56	213	14	1:29.516	45.589	133	22.506	216	21.421	175	216
6	5:15.616	4:27.891	126	24.453	210	23.272	171	210	15	1:29.862	45.506	132	22.732	216	21.624	175	216



ADAC Formel 4

Sector List Free Practice 2



Provisional

DMSB Reg. Nr.: 930/17



Nürburgring, Length: 3629m

Air temperature: 20.58°C

Track temperature: 27.56°C

Weather condition: Dry

Friday, August 04, 2017 14:10:00

Lap	Time	SE1	SP1	SE2	SP2	SE3	SP3	TSP	Lap	Time	SE1	SP1	SE2	SP2	SE3	SP3	TSP
7	1:32.375	47.158	130	23.370	210	21.847	174	210	16	1:29.277	45.470	132	22.415	215	21.392	176	215
8	1:30.020	45.782	132	22.740	214	21.498	175	214	17	1:50.249	45.227	132	41.513	189	23.509	173	189
9	1:30.779	46.619	131	22.561	215	21.599	175	215									

7 Söderström, SWE

theoretical besttime: 1:28.256

1	2:45.298	1:57.657	127	24.243	194	23.398	165	194	9	1:28.515	44.983	132	22.373	214	21.159	175	214
2	1:33.487	47.507	133	23.760	203	22.220	175	203	10	1:28.642	45.191	133	22.362	215	21.089	174	215
3	1:30.032	45.846	132	22.667	213	21.519	174	213	11	1:28.490	44.956	132	22.302	215	21.232	176	215
4	1:29.336	45.337	132	22.516	214	21.483	173	214	12	1:28.394	44.887	133	22.330	216	21.177	175	216
5	1:35.235	45.319	132	22.546	213	27.370	50	213	13	1:28.883	45.125	131	22.500	216	21.258	175	216
6	7:17.691	6:31.303	124	23.973	183	22.415	171	183	14	1:28.519	45.056	132	22.280	216	21.183	175	216
7	1:31.395	46.383	127	23.499	203	21.513	175	203	15	1:28.963	45.029	131	22.294	217	21.640	175	217
8	1:28.687	45.132	133	22.336	214	21.219	175	214	16	1:29.098	44.989	126	22.586	216	21.523	175	216

9 Armstrong, ITA

theoretical besttime: 1:27.907

1	2:17.174	1:02.397	125	25.696	150	49.081	37	150	9	1:41.191	48.462	121	25.029	173	27.700	53	173
2	2:16.940	1:31.568	130	23.139	209	22.233	171	209	10	3:13.192	2:15.004	115	29.087	100	29.101	161	100
3	1:30.212	46.069	130	22.685	210	21.458	175	210	11	1:34.036	50.164	131	22.618	213	21.254	175	213
4	1:28.692	45.060	131	22.427	214	21.205	175	214	12	1:35.269	44.869	133	23.245	113	27.155	175	113
5	1:28.686	45.118	130	22.401	216	21.167	175	216	13	1:28.313	44.926	131	22.294	218	21.093	175	218
6	1:28.414	44.957	130	22.277	216	21.180	174	216	14	1:28.060	44.713	132	22.277	219	21.070	175	219
7	1:36.198	44.983	131	22.445	216	28.770	55	216	15	1:28.189	44.776	131	22.154	218	21.259	175	218
8	4:53.587	4:03.468	120	26.661	181	23.458	171	181	16		44.683	131	22.171	218			218

10 Wagner, DEU

theoretical besttime: 1:29.683

1	2:02.220	1:12.763	124	25.745	144	23.712	170	144	10	1:31.703	46.848	131	22.919	212	21.936	173	212
2	1:32.540	47.130	129	23.325	210	22.085	174	210	11	1:30.279	45.698	128	22.817	213	21.764	173	213
3	1:31.625	46.357	128	23.267	212	22.001	174	212	12	1:29.847	45.424	131	22.802	214	21.621	173	214
4	1:30.919	46.338	131	22.890	213	21.691	175	213	13	1:31.106	46.133	131	22.750	216	22.223	175	216
5	1:30.327	45.645	130	22.907	212	21.775	174	212	14	1:30.000	45.606	131	22.742	217	21.652	174	217
6	1:30.221	45.559	130	22.843	213	21.819	174	213	15	1:30.236	45.826	131	22.662	216	21.748	174	216
7	1:29.901	45.415	130	22.775	213	21.711	172	213	16	1:30.091	45.607	132	22.750	216	21.734	173	216
8	1:36.021	46.446	131	22.984	214	26.591	54	214	17	1:30.175	45.848	133	22.647	216	21.680	173	216
9	5:33.132	4:45.614	127	24.894	209	22.624	145	209									

11 Wishofer, AUT

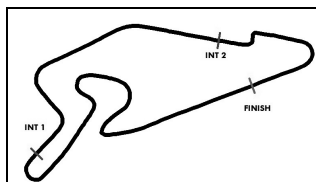
theoretical besttime: 1:28.955

1	2:01.169	1:14.616	127	23.757	207	22.796	166	207	10	1:29.929	45.785	130	22.671	215	21.473	173	215
2	1:32.707	47.398	130	23.132	211	22.177	174	211	11	1:30.155	46.063	132	22.674	215	21.418	175	215
3	1:29.821	45.524	130	22.665	214	21.632	173	214	12	1:29.269	45.290	133	22.606	216	21.373	174	216
4	1:29.804	45.613	130	22.639	214	21.552	175	214	13	1:29.591	45.283		22.801	216	21.507	173	216
5	1:29.869	45.699	130	22.677	216	21.493	175	216	14	1:29.191	45.172	131	22.601	216	21.418	174	216
6	1:29.482	45.374	129	22.708	215	21.400	175	215	15	1:28.977	45.097	131	22.485	216	21.395	174	216
7	1:29.341	45.385	129	22.553	216	21.403	174	216	16	1:32.952	46.679	131	22.863	175	23.410	173	175
8	1:34.969	45.533	130	22.721	215	26.715	56	215	17	1:29.230	45.154	131	22.584	214	21.492	174	214
9	3:56.299	3:11.268	129	23.120	215	21.911	171	215	18		46.264	102	23.731	218			218

13 Scherer, CHE

theoretical besttime: 1:28.094

1	2:05.007	55.515	127	24.246	188	45.246	42	188	9	1:31.430	46.734	130	22.774	208	21.922	178	208
2	2:08.339	1:23.685	128	22.922	206	21.732	176	206	10	1:29.337	45.221	132	22.541	209	21.575	177	209
3	1:30.018	45.690	129	22.690	213	21.638	178	213	11	1:28.536	44.703	131	22.674	213	21.159	178	213
4	1:28.777	45.112	129	22.398	216	21.267	178	216	12	1:39.155	46.676	77	29.580	139	22.899	177	139
5	1:29.015	45.041	129	22.401	216	21.573	177	216	13	1:28.228	44.780	130	22.262	219	21.186	177	219
6	1:28.790	45.244	130	22.314	214	21.232	177	214	14	1:34.671	44.941	130	22.634	161	27.096	177	161
7	1:36.162	45.236	130	22.459	215	28.467	49	215	15	1:28.384	44.912	129	22.232	216	21.240	178	216
8	6:47.045	5:58.277	121	24.822	185	23.946	173	185	16	1:28.646	44.765	130	22.434	220	21.447	177	220



ADAC Formel 4

Sector List Free Practice 2



Provisional

DMSB Reg. Nr.: 930/17

Friday, August 04, 2017 14:10:00



Nürburgring, Length: 3629m

Air temperature: 20.58°C

Track temperature: 27.56°C

Weather condition: Dry

Lap	Time	SE1	SP1	SE2	SP2	SE3	SP3	TSP	Lap	Time	SE1	SP1	SE2	SP2	SE3	SP3	TSP
18	Hanses, DEU								theoretical besttime: 1:27.529								
1	2:09.470	56.703	125	25.790	150	46.977	33	150	9	1:32.128	48.397	131	22.490	218	21.241	177	218
2	2:10.114	1:25.696	130	22.888	213	21.530	176	213	10	1:28.123	44.866	133	22.183	219	21.074	176	219
3	1:29.676	45.487	131	22.508	218	21.681	177	218	11	1:27.936	44.786	133	22.145	219	21.005	177	219
4	1:31.039	45.658	115	23.892	217	21.489	176	217	12	1:27.935	44.466		22.208	221	21.261	177	221
5	1:28.762	45.103	131	22.426	216	21.233	176	216	13	1:32.023	48.019	130	22.575	219	21.429	177	219
6	1:28.760	45.122	131	22.318	217	21.320	175	217	14	1:28.267	44.951	132	22.176	219	21.140	176	219
7	1:36.344	45.425	131	22.408	216	28.511	56	216	15	1:28.152	44.943	131	22.068	220	21.141	176	220
8	6:57.746	6:06.609	117	26.998	155	24.139	153	155	16	1:27.807	44.634	129	22.058	220	21.115	176	220

Lap	Time	SE1	SP1	SE2	SP2	SE3	SP3	TSP	Lap	Time	SE1	SP1	SE2	SP2	SE3	SP3	TSP
25	Ghattas, DEU								theoretical besttime: 1:29.582								
1	2:32.285	1:22.669	126	24.571	176	45.045	25	176	10	1:30.371	45.899	130	22.770	212	21.702	173	212
2	3:22.235	2:36.775	129	23.304	209	22.156	173	209	11	1:30.002	45.769	130	22.572	213	21.661	173	213
3	1:31.240	46.281	131	22.940	211	22.019	173	211	12	1:36.031	45.584	130	22.739	213	27.708	56	213
4	1:31.188	46.438	129	22.979	210	21.771	173	210	13	2:40.904	1:56.444	130	22.714	212	21.746	172	212
5	1:30.904	46.087	129	22.882	210	21.935	171	210	14	1:31.435	47.226	131	22.588	213	21.621	172	213
6	1:30.620	46.003	130	22.780	211	21.837	172	211	15	1:29.929	45.806	131	22.548	214	21.575	173	214
7	1:30.553	45.907	129	22.795	211	21.851	171	211	16	1:29.823	45.634	130	22.631	213	21.558	173	213
8	1:32.190	46.127	125	24.262	208	21.801	172	208	17	1:29.591	45.533	130	22.491	214	21.567	172	214
9	1:30.322	45.683	130	22.809	213	21.830	171	213	18	1:29.937	45.640	131	22.563	214	21.734	172	214

Lap	Time	SE1	SP1	SE2	SP2	SE3	SP3	TSP	Lap	Time	SE1	SP1	SE2	SP2	SE3	SP3	TSP
26	Heinrich, DEU								theoretical besttime: 1:29.395								
1	2:05.775	1:17.690	124	24.369	190	23.716	170	190	10	1:30.012	45.789	127	22.665	216	21.558	173	216
2	1:32.749	47.228	125	23.192	211	22.329	172	211	11	1:29.572	45.477	129	22.470	214	21.625	174	214
3	1:31.267	46.216	128	23.018	210	22.033	171	210	12	1:29.512	45.386	127	22.514	215	21.612	173	215
4	1:31.098	46.198	125	22.926	213	21.974	173	213	13	1:35.218	45.601	128	22.622	216	26.995	56	216
5	1:38.479	47.611	122	23.064	213	27.804	56	213	14	2:25.727	1:39.526	127	23.233	165	22.968	173	165
6	4:16.998	3:29.794	121	24.339	210	22.865	171	210	15	1:29.561	45.479	128	22.543	216	21.539	172	216
7	1:32.121	47.206	124	22.953	212	21.962	173	212	16	1:29.760	45.621	129	22.541	216	21.598	173	216
8	1:30.872	46.263	128	22.761	214	21.848	172	214	17	1:29.907	45.681	128	22.574	216	21.652	173	216
9	1:30.074	45.793	129	22.672	214	21.609	173	214									

Lap	Time	SE1	SP1	SE2	SP2	SE3	SP3	TSP	Lap	Time	SE1	SP1	SE2	SP2	SE3	SP3	TSP
27	Nielsen, DNK								theoretical besttime: 1:27.997								
1	1:54.936	54.432	126	24.141	201	36.363	45	201	9	1:31.007	46.621	133	22.636	215	21.750	170	215
2	2:15.024	1:26.327	130	23.128	210	25.569	171	210	10	1:29.047	45.387	132	22.404	216	21.256	175	216
3	1:29.810	45.752	129	22.745	214	21.313	175	214	11	1:32.136	47.516	131	23.194	213	21.426	174	213
4	1:29.084	45.083	131	22.665	214	21.336	175	214	12	1:28.250	44.757	130	22.251	216	21.242	174	216
5	1:28.934	45.077	130	22.515	214	21.342	175	214	13	1:28.073	44.584	130	22.229	217	21.260	175	217
6	1:28.626	45.015	130	22.315	216	21.296	174	216	14	1:37.022	44.777	129	26.974	141	25.271	174	141
7	1:33.248	44.881	130	22.360	216	26.007	52	216	15	1:28.335	44.750	131	22.332	216	21.253	174	216
8	6:33.131	5:47.019	127	23.656	214	22.456	170	214	16	1:28.149	44.732	131	22.233	217	21.184	175	217

Lap	Time	SE1	SP1	SE2	SP2	SE3	SP3	TSP	Lap	Time	SE1	SP1	SE2	SP2	SE3	SP3	TSP
28	Schramm, DEU								theoretical besttime: 1:27.774								
1	1:52.118	53.711	125	23.984	201	34.423	53	201	10	1:28.417	44.884	132	22.413	217	21.120	176	217
2	2:03.275	1:18.265	130	23.008	215	22.002	176	215	11	1:27.859	44.616	132	22.165	218	21.078	175	218
3	1:29.564	45.457	127	22.617	216	21.490	177	216	12	1:28.100	44.748	132	22.189	219	21.163	176	219
4	1:29.068	45.313	132	22.455	216	21.300	176	216	13	1:27.989	44.639	132	22.198	219	21.152	175	219
5	1:28.746	45.090	132	22.303	217	21.353	176	217	14	1:39.779	50.585	100	27.570	208	21.624	175	208
6	1:28.696	45.075	130	22.318	217	21.303	176	217	15	1:28.459	44.847	129	22.404	217	21.208	176	217
7	1:36.344	44.956	130	22.361	218	29.027	56	218	16	1:27.872	44.646	132	22.080	219	21.146	175	219
8	6:05.588	5:18.772	126	24.250	205	22.566	173	205	17	1:28.472	44.789	131	22.143	219	21.540	175	219
9	1:31.308	47.168	129	22.767	216	21.373	176	216									

Lap	Time	SE1	SP1	SE2	SP2	SE3	SP3	TSP	Lap	Time	SE1	SP1	SE2	SP2	SE3	SP3	TSP
33	Aberdein, DEU								theoretical besttime: 1:28.190								
1	2:00.719	1:11.481	118	25.395	160	23.843	172	160	10	1:29.077	45.353	131	22.447	213	21.277	175	213
2	1:32.749	47.386	129	23.176	182	22.187	174	182	11	1:28.476	44.941	131	22.389	215	21.146	175	215
3	1:34.462	45.297	129	22.486	213	26.679	53	213	12	1:28.293	44.845	130	22.199	216	21.249	174	216
4	1:53.536	1:09.588	130	22.485	216	21.463	173	216	13	1:32.321	44.955	131	22.352	216	25.014	174	216
5	1:28.851	45.169	129	22.380	215	21.302	175	215	14	1:28.734	44.913	132	22.498	215	21.323	175	215
6	1:36.721	44.928	129	22.423	214	29.370	53	214	15	1:28.790	45.093	131	22.200	221	21.497	175	221
7	3:55.768	3:06.876	118	25.674	169	23.218	152	169	16	1:42.250	54.410	122	25.037	206	22.803	175	206



ADAC Formel 4

Sector List Free Practice 2



Provisional

DMSB Reg. Nr.: 930/17



Nürburgring, Length: 3629m

Air temperature: 20.58°C

Track temperature: 27.56°C

Weather condition: Dry

Friday, August 04, 2017 14:10:00

Lap	Time	SE1	SP1	SE2	SP2	SE3	SP3	TSP	Lap	Time	SE1	SP1	SE2	SP2	SE3	SP3	TSP
8	1:38.437	49.542	130	23.257	196	25.638	137	196	17	1:28.571	45.127	129	22.218	217	21.226	176	217
9	1:41.376	53.867	117	25.886	206	21.623	175	206	18		44.865	131	22.647	215			215

41 Petrov, ITA

theoretical besttime: 1:28.239

1	2:11.862	1:26.980	129	23.133	215	21.749	173	215	10	1:29.852	45.773	130	22.581	217	21.498	174	217
2	1:31.038	46.280	128	23.314	214	21.444	175	214	11	1:28.609	45.022	132	22.377	216	21.210	175	216
3	1:29.103	45.136	132	22.665	215	21.302	176	215	12	1:28.446	44.725	132	22.340	217	21.381	175	217
4	1:29.089	45.225	131	22.389	221	21.475	177	221	13	1:29.136	45.180	133	22.565	217	21.391	175	217
5	1:28.852	45.036	131	22.449	216	21.367	175	216	14	1:28.460	44.800	132	22.395	218	21.265	174	218
6	1:29.009	45.365	131	22.371	219	21.273	174	219	15	1:34.179	45.992	132	22.458	219	25.729	53	219
7	1:28.886	45.050	132	22.356	219	21.480	176	219	16	2:32.398	1:48.687	131	22.480	217	21.231	176	217
8	1:34.062	45.507	131	22.680	215	25.875	56	215	17	1:28.616	44.932	131	22.510	216	21.174	174	216
9	4:41.284	3:53.584	126	24.424	166	23.276	175	166									

42 Hoogenboom, NLD

theoretical besttime: 1:28.286

1	2:28.549	1:06.724	121	25.777	163	56.048	27	163	10	1:28.956	45.321	132	22.336	216	21.299	175	216
2	2:45.214	1:56.974	125	24.669	183	23.571	173	183	11	1:28.580	45.123	129	22.300	215	21.157	174	215
3	1:30.707	45.615	131	22.445	215	22.647	174	215	12	1:28.840	45.085	130	22.405	216	21.350	175	216
4	1:29.056	45.196	131	22.453	216	21.407	175	216	13	1:29.359	45.511	132	22.261	216	21.587	173	216
5	1:29.116	45.201	131	22.459	215	21.456	174	215	14	1:28.825	45.155	132	22.353	216	21.317	174	216
6	1:28.730	45.035	131	22.349	216	21.346	173	216	15	1:28.584	45.039	131	22.280	217	21.265	174	217
7	1:34.301	45.322	132	22.415	214	26.564	55	214	16	1:28.472	45.034	129	22.217	217	21.221	174	217
8	5:05.254	4:17.475	125	24.885	185	22.894	160	185	17	1:28.567	44.912	131	22.306	215	21.349	174	215
9	1:32.101	48.142	130	22.461	215	21.498	174	215									

44 Vips, ITA

theoretical besttime: 1:27.979

1	2:22.380	1:03.839	124	25.170	175	53.371	28	175	10	2:04.610	55.967	115	34.268	107	34.375	171	107
2	2:24.892	1:39.752	127	23.144	210	21.996	175	210	11	1:44.754	53.197	129	25.745	203	25.812	174	203
3	1:29.196	45.266	130	22.510	212	21.420	175	212	12	1:29.012	45.291	131	22.478	215	21.243	175	215
4	1:28.792	45.125	130	22.422	213	21.245	174	213	13	1:28.290	44.754	131	22.414	216	21.122	176	216
5	1:28.879	45.004	131	22.474	214	21.401	175	214	14	1:28.545	45.008	133	22.306	217	21.231	176	217
6	1:28.836	45.072	129	22.430	213	21.334	174	213	15	1:28.344	44.940	132	22.313	216	21.091	174	216
7	1:34.898	45.169	130	22.436	215	27.293	53	215	16	1:28.486	44.966	131	22.299	217	21.221	175	217
8	4:19.286	3:23.426	115	26.580	193	29.280	162	193	17	1:28.017	44.755	130	22.134	216	21.128	175	216
9	1:37.348	50.528	115	23.982	204	22.838	170	204									

64 Caldwell, GBR

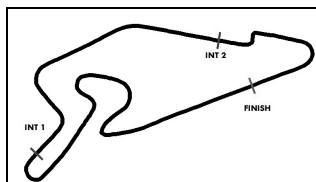
theoretical besttime: 1:27.987

1	2:21.857	1:30.594	117	27.289	191	23.974	169	191	10	1:29.624	45.644	130	22.556	215	21.424	175	215
2	1:34.328	47.897	132	23.360	209	23.071	173	209	11	1:28.872	45.156	133	22.338	216	21.378	175	216
3	1:31.794	46.194	129	22.996	202	22.604	173	202	12	1:28.654	44.793	131	22.679	215	21.182	176	215
4	1:29.719	45.522	132	22.672	214	21.525	177	214	13	1:28.342	44.809	133	22.314	217	21.219	177	217
5	1:29.592	45.370	132	22.635	213	21.587	176	213	14	1:28.465	44.813	134	22.360	219	21.292	176	219
6	1:29.238	45.116	133	22.512	214	21.610	174	214	15	1:28.746	45.333	134	22.170	219	21.243	175	219
7	1:34.950	45.126	133	22.681	213	27.143	55	213	16	1:28.311	44.740	132	22.338	217	21.233	176	217
8	5:03.281	4:13.423	126	25.815	201	24.043	170	201	17	1:28.237	44.895	132	22.175	218	21.167	175	218
9	1:32.244	47.145	132	23.284	212	21.815	175	212	18	1:28.703	44.650	133	22.279	218	21.774	174	218

68 Correa, ITA

theoretical besttime: 1:28.082

1	2:30.787	1:07.425	123	25.920	164	57.442	27	164	10	1:29.339	45.372	132	22.498	214	21.469	173	214
2	2:48.850	2:04.080	129	23.070	207	21.700	173	207	11	1:28.565	45.105	132	22.262	216	21.198	174	216
3	1:29.751	45.650	131	22.677	213	21.424	174	213	12	1:28.243	44.894	132	22.306	215	21.043	175	215
4	1:29.020	45.207	131	22.521	213	21.292	175	213	13	1:28.406	44.943	131	22.343	216	21.120	173	216
5	1:29.029	45.158	130	22.516	215	21.355	174	215	14	1:28.235	44.818	131	22.281	216	21.136	174	216
6	1:28.888	45.150	131	22.520	216	21.218	174	216	15	1:38.750	47.569	114	26.616	136	24.565	174	136
7	1:34.671	45.179	130	22.468	215	27.024	47	215	16	1:28.541	45.004	131	22.263	216	21.274	175	216
8	3:28.886	2:40.243	124	25.186	129	23.457	169	129	17	1:30.208	45.199	130	22.267	206	22.742	174	206
9	1:31.956	46.924	129	23.140	212	21.892	174	212	18	1:28.324	44.896	131	22.221	217	21.207	174	217



ADAC Formel 4

Sector List Free Practice 2



Provisional

DMSB Reg. Nr.: 930/17



Nürburgring, Length: 3629m

Air temperature: 20.58°C

Track temperature: 27.56°C

Weather condition: Dry

Friday, August 04, 2017 14:10:00

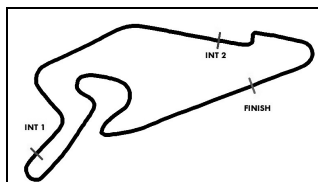
Lap	Time	SE1	SP1	SE2	SP2	SE3	SP3	TSP	Lap	Time	SE1	SP1	SE2	SP2	SE3	SP3	TSP
74	Fittipaldi, ITA								theoretical besttime: 1:27.983								
1	2:25.316	1:04.741	121	25.032	169	55.543	25	169	10	1:41.421	45.934	109	31.224	118	24.263	175	118
2	2:28.283	1:43.231	129	23.061	208	21.991	173	208	11	1:28.931	45.339	131	22.365	217	21.227	174	217
3	1:30.273	46.040	131	22.565	214	21.668	175	214	12	1:28.205	44.610	131	22.356	216	21.239	175	216
4	1:29.113	45.075	129	22.539	214	21.499	174	214	13	1:28.301	44.697	131	22.174	217	21.430	175	217
5	1:28.711	45.052	129	22.368	216	21.291	174	216	14	1:28.338	44.965	130	22.172	219	21.201	175	219
6	1:40.321	46.240	130	22.828	215	31.253	53	215	15	1:33.336	44.849	130	23.691	152	24.796	175	152
7	4:03.393	3:11.606	111	26.640	202	25.147	168	202	16	1:28.547	44.925	131	22.219	216	21.403	175	216
8	1:36.769	49.734	128	23.833	211	23.202	170	211	17	1:28.369	44.827	131	22.234	217	21.308	175	217
9	1:38.394	52.569	114	24.037	213	21.788	175	213									

80	Estner, DEU								theoretical besttime: 1:27.971								
1	2:04.669	1:16.854	125	24.489	183	23.326	171	183	10	1:29.077	45.335	130	22.320	218	21.422	175	218
2	1:35.476	47.303	127	23.217	188	24.956	174	188	11	1:29.071	44.837	132	23.006	217	21.228	176	217
3	1:30.847	46.079	129	23.071	213	21.697	174	213	12	1:28.240	44.738	131	22.291	218	21.211	176	218
4	1:30.611	45.714	130	22.787	215	22.110	177	215	13	1:28.118	44.617	130	22.433	218	21.068	178	218
5	1:29.886	45.679	130	22.696	216	21.511	175	216	14	1:29.875	45.908	130	22.461	220	21.506	176	220
6	1:34.231	45.363	130	22.573	216	26.295	54	216	15	1:28.396	44.870	130	22.286	219	21.240	175	219
7	4:09.013	3:21.395	126	25.075	200	22.543	171	200	16	1:28.389	44.804	130	22.298	219	21.287	176	219
8	1:30.815	46.286	130	22.972	212	21.557	175	212	17	1:28.338	44.726	131	22.370	218	21.242	176	218
9	1:29.343	45.249	132	22.730	216	21.364	176	216	18	1:28.524	44.832	131	22.388	218	21.304	175	218

81	Waldherr, DEU								theoretical besttime: 1:28.294								
1	2:14.940	1:25.010	124	25.225	174	24.705	167	174	10	1:29.705	45.972	131	22.389	215	21.344	175	215
2	1:31.710	46.735	129	23.246	202	21.729	173	202	11	1:28.603	45.173	131	22.335	216	21.095	175	216
3	1:30.195	45.969	130	22.744	212	21.482	174	212	12	1:28.775	45.126	131	22.522	216	21.127	175	216
4	1:29.518	45.540	130	22.542	213	21.436	174	213	13	1:28.646	45.212	131	22.362	215	21.072	175	215
5	1:30.105	46.134	130	22.601	214	21.370	175	214	14	1:28.595	45.062	130	22.403	216	21.130	175	216
6	1:28.895	45.245	129	22.467	215	21.183	174	215	15	1:28.832	45.203	131	22.402	216	21.227	175	216
7	1:35.105	45.663	130	22.559	214	26.883	56	214	16	1:28.556	45.047	131	22.346	216	21.163	175	216
8	4:37.111	3:49.126	123	25.158	167	22.827	171	167	17	1:28.593	45.069	130	22.307	216	21.217	176	216
9	1:31.708	47.402	129	22.810	214	21.496	174	214	18	1:28.599	44.969	130	22.253	217	21.377	175	217

98	Piro, DEU								theoretical besttime: 1:28.618								
1	2:33.817	1:24.713	114	28.262	146	40.842	27	146	10	1:38.804	47.854	103	28.755	201	22.195	175	201
2	3:19.272	2:33.948	129	23.412	211	21.912	176	211	11	1:28.819	45.153	132	22.392	215	21.274	175	215
3	1:30.050	45.798	131	22.688	213	21.564	175	213	12	1:34.983	45.487	131	22.504	216	26.992	53	216
4	1:29.399	45.370	131	22.602	213	21.427	175	213	13	3:35.138	2:51.077	132	22.656	216	21.405	174	216
5	1:29.147	45.308	129	22.575	214	21.264	175	214	14	1:28.904	45.216	132	22.397	216	21.291	174	216
6	1:28.830	45.008	129	22.543	214	21.279	175	214	15	1:29.032	45.085	132	22.499	215	21.448	173	215
7	1:28.945	45.129	130	22.556	214	21.260	174	214	16	1:28.878	45.242	130	22.418	216	21.218	174	216
8	1:29.174	45.279	132	22.548	213	21.347	174	213	17	1:37.209	45.049	132	28.181	134	23.979	175	134
9	1:28.951	45.099	132	22.524	215	21.328	175	215									

99	Weerts, BEL								theoretical besttime: 1:28.175								
1	2:26.725	1:05.115	119	25.248	171	56.362	25	171	10	1:31.789	46.911	132	22.746	183	22.132	176	183
2	2:33.987	1:49.089	129	23.108	209	21.790	173	209	11	1:29.755	45.065		22.404	218	22.286	174	218
3	1:29.752	45.661	130	22.642	213	21.449	174	213	12	1:28.529	45.009	130	22.299	216	21.221	176	216
4	1:30.064	46.054	132	22.614	214	21.396	174	214	13	1:28.318	44.723	131	22.292	216	21.303	175	216
5	1:29.315	45.484	128	22.543	215	21.288	174	215	14	1:40.571	50.307	102	28.469	176	21.795	174	176
6	1:28.836	45.163	131	22.409	215	21.264	174	215	15	1:28.781	45.202	130	22.312	217	21.267	174	217
7	1:35.437	45.730	131	22.708	213	26.999	54	213	16	1:40.791	45.310	124	25.651	96	29.830	175	96
8	4:17.195	3:28.532	127	25.686	173	22.977	163	173	17	1:28.615	45.128	127	22.327	218	21.160	174	218
9	1:42.560	50.168	127	25.165	152	27.227	173	152									



Nürburgring, Length: 3629m

Air temperature: 20.58°C

Track temperature: 27.56°C

Weather condition: Dry

ADAC Formel 4

Top speed list Free Practice 2

Provisional

DMSB Reg. Nr.: 930/17

Friday, August 04, 2017 14:10:00



#	Name (NAT)	Team	Car name	Speed	Lap	Race time
41	Artem Petrov (ITA)	DR Formula (PRT)	ADAC Formel 4 powered by Abarth	221.76	4	6:19.617
18	Julian Hanses (DEU)	US Racing (DEU)	ADAC Formel 4 powered by Abarth	221.76	12	24:26.772
5	Lirim Zendeli (DEU)	ADAC Berlin-Brandenburg e.V. (DEU)	ADAC Formel 4 powered by Abarth	221.31	14	24:14.880
33	Jonathan Aberdein (DEU)	Motopark (DEU)	ADAC Formel 4 powered by Abarth	221.31	15	25:56.813
13	Fabio Scherer (CHE)	US Racing (DEU)	ADAC Formel 4 powered by Abarth	220.85	16	30:20.093
80	Andreas Estner (DEU)	Neuhauser Racing Team (AUT)	ADAC Formel 4 powered by Abarth	220.40	14	23:57.766
1	Felipe Drugovich (ITA)	Van Amersfoort Racing (NLD)	ADAC Formel 4 powered by Abarth	220.40	15	25:57.783
3	Louis Gachot (GBR)	Van Amersfoort Racing (NLD)	ADAC Formel 4 powered by Abarth	219.95	12	20:52.142
2	Frederik Vesti (DNK)	Van Amersfoort Racing (NLD)	ADAC Formel 4 powered by Abarth	219.51	12	22:27.531
28	Kim Luis Schramm (DEU)	US Racing (DEU)	ADAC Formel 4 powered by Abarth	219.51	13	24:35.920
64	Oliver Caldwell (GBR)	ADAC Berlin-Brandenburg e.V. (DEU)	ADAC Formel 4 powered by Abarth	219.51	14	25:09.668
9	Marcus Armstrong (ITA)	Prema Powerteam SRL (ITA)	ADAC Formel 4 powered by Abarth	219.51	14	27:38.894
4	Sophia Flörsch (DEU)	ADAC Berlin-Brandenburg e.V. (DEU)	ADAC Formel 4 powered by Abarth	219.51	15	30:24.716
74	Enzo Fittipaldi (ITA)	Prema Powerteam SRL (ITA)	ADAC Formel 4 powered by Abarth	219.06	14	25:34.568
99	Charles Weerts (BEL)	Motopark (DEU)	ADAC Formel 4 powered by Abarth	218.62	17	30:29.860
11	Mick Wishofer (AUT)	Lechner Racing (AUT)	ADAC Formel 4 powered by Abarth	218.18	18	29:42.750
44	Juri Vips (ITA)	Prema Powerteam SRL (ITA)	ADAC Formel 4 powered by Abarth	217.74	16	29:05.327
42	Leonard Hoogenboom (NLD)	Motopark (DEU)	ADAC Formel 4 powered by Abarth	217.74	16	29:23.423
27	Nicklas Nielsen (DNK)	US Racing (DEU)	ADAC Formel 4 powered by Abarth	217.74	16	29:53.628
81	Michael Waldherr (DEU)	Neuhauser Racing Team (AUT)	ADAC Formel 4 powered by Abarth	217.74	18	30:26.814
10	Richard Wagner (DEU)	Lechner Racing (AUT)	ADAC Formel 4 powered by Abarth	217.30	14	25:28.189
7	Oliver Söderström (SWE)	ADAC Berlin-Brandenburg e.V. (DEU)	ADAC Formel 4 powered by Abarth	217.30	15	29:09.927
68	Juan Manuel Correa (ITA)	Prema Powerteam SRL (ITA)	ADAC Formel 4 powered by Abarth	217.30	18	30:59.242
26	Laurin Heinrich (DEU)	Rennsport Rössler (DEU)	ADAC Formel 4 powered by Abarth	216.86	13	22:46.752
6	Tom Beckhäuser (CZE)	ADAC Berlin-Brandenburg e.V. (DEU)	ADAC Formel 4 powered by Abarth	216.43	14	25:32.439
98	Cedric Piro (DEU)	Team Piro Sports Interdental (DEU)	ADAC Formel 4 powered by Abarth	216.00	12	20:33.199
25	Doueid Ghattas (DEU)	Team Piro Sports Interdental (DEU)	ADAC Formel 4 powered by Abarth	214.71	15	26:28.634