



ADAC GT Masters

Result List Free Practice Trophy



Provisional

DMSB Reg. Nr.: 907/17

Nürburgring, Length: 3629m
 Air temperature: 20.6°C
 Track temperature: 26.79°C
 Weather condition: Dry

Friday, August 04, 2017 13:30:00

started : 16 classified : 16 not classified : 0

	Drivers	Team	Car	Lap	Best Time	Gap	Diff	Kph	Day Time
1	77 J.Gounon(FRA)(J)/A.Costa(ESP)	Callaway Competition(DEU)	Corvette C7 GT3	11	1:28.431			147.7	13:55:02
2	19 E.Perez Companc(ARG)(J)/M.Bortolotti(ITA)	GRT Grasser-Racing-Team(AUT)	Lamborghini Huracan GT3	7	1:28.549	0.118	0.118	147.5	13:46:52
3	84 P.Assenheimer(DEU)(J)/M.Götz(DEU)	Mercedes-AMG Team HTP Motorsport	Mercedes-AMG GT3	14	1:28.630	0.199	0.081	147.4	13:57:08
4	21 L.Stolz(DEU)(J)/L.Ludwig(DEU)	Mercedes-AMG Team ZAKSPEED DE	Mercedes-AMG GT3	11	1:28.731	0.300	0.101	147.2	13:59:26
5	48 I.Dontje(NLD)(J)/M.Kirchhöfer(DEU)	Mercedes-AMG Team HTP Motorsport	Mercedes-AMG GT3	11	1:28.828	0.397	0.097	147.0	13:52:06
6	20 N.Sylvest(DNK)(J)/N.Rogivue(CHE)(J)	Mercedes-AMG Team ZAKSPEED DE	Mercedes-AMG GT3	6	1:28.967	0.536	0.139	146.8	13:43:34
7	4 D.Marschall(DEU)(J)/P.Niederhauser(CHE)	Aust Motorsport(DEU)	Audi R8 LMS	11	1:28.975	0.544	0.008	146.8	13:55:11
8	63 R.Ineichen(CHE)(T)/C.Engelhart(DEU)	GRT Grasser-Racing-Team(AUT)	Lamborghini Huracan GT3	13	1:28.975	0.544		146.8	13:55:15
9	25 M.Ortmann(DEU)(J)/F.Stippler(DEU)	BWT Mücke Motorsport(DEU)	Audi R8 LMS	13	1:29.015	0.584	0.040	146.7	13:58:15
10	2 J.Schmidt(CHE)(J)/C.Haase(DEU)	Montaplast by Land-Motorsport(DEU)	Audi R8 LMS	7	1:29.168	0.737	0.153	146.5	13:48:36
11	13 S.Barth(DEU)(T)/M.Hackländer(DEU)	RWT Racing(AUT)	Corvette C7 GT3	14	1:29.189	0.758	0.021	146.4	13:59:02
12	9 E.Erhart(DEU)/C.Höher(AUT)(J)	Audi Sport racing academy(DEU)	Audi R8 LMS	14	1:29.380	0.949	0.191	146.1	14:00:47
13	8 M.Ahlin-Kottulinsky(SWE)(J)/R.Feller(CHE)(J)	Audi Sport racing academy(DEU)	Audi R8 LMS	14	1:29.404	0.973	0.024	146.1	13:57:03
14	18 A.de Leener(BEL)/C.Friedrich(DEU)(J)	KÜS TEAM75 Bernhard(DEU)	Porsche 911 GT3 R	7	1:29.506	1.075	0.102	145.9	13:45:31
15	22 R.Lips(CHE)(T)/M.Gassner(DEU)	MRS GT-Racing(DEU)	Nissan GT-R NISMO GT3	12	1:30.677	2.246	1.171	144.0	13:57:49
16	66 J.Judek(DEU)(J)/E.Lindholm(FIN)(J)	ADAC NSA/Attempto Racing Team(L)	Lamborghini Huracan GT3	14	1:30.898	2.467	0.221	143.7	13:54:43

Subject to final scrutineering!

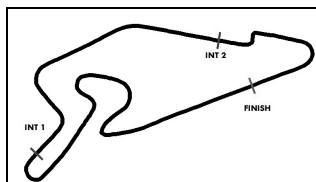
Publication time:	Clerk of the Course: Michael Bork	Timekeeper: Steffen Ruhl
-------------------	-----------------------------------	--------------------------

ver: 1.0

www.adac.de/motorsport

Page 1/ 1 printed: 4.8.2017 14:03

CERTINA
 S W I S S W A T C H E S



ADAC GT Masters

Sector List Free Practice Trophy



Provisional

Nürburgring, Length: 3629m

Air temperature: 20.6°C

Track temperature: 26.79°C

Weather condition: Dry

DMSB Reg. Nr.: 907/17

Friday, August 04, 2017 13:30:00

Lap	Time	SE1	SP1	SE2	SP2	SE3	SP3	TSP	Lap	Time	SE1	SP1	SE2	SP2	SE3	SP3	TSP
2	Schmidt, CHE / Haase, DEU								theoretical besttime: 1:29.082								
1	8:10.486	7:17.702	125	27.423	136	25.361	178	136	5	1:29.792	45.439	133	22.254	238	22.099	184	238
2	1:45.813	51.600	117	26.458	216	27.755	57	216	6	1:29.305	45.494	133	22.136	240	21.675	184	240
3	2:41.982	1:53.411	130	23.902	104	24.669	184	104	7	1:29.168	45.339	132	22.139	240	21.690	183	240
4	1:29.754	45.856	132	22.291	238	21.607	184	238	8	1:33.801	45.513	134	22.230	238	26.058	57	238

4	Marschall, DEU / Niederhauser, CHE								theoretical besttime: 1:28.912								
1	6:05.074	5:15.757	128	25.275	210	24.042	172	210	7	1:29.233	45.428	131	22.372	241	21.433	188	241
2	1:36.786	48.171	129	23.805	229	24.810	185	229	8	1:33.642	45.444	132	22.279	243	25.919	57	243
3	1:46.183	46.057	132	38.208	233	21.918	185	233	9	5:14.449	4:30.442	133	22.456	240	21.551	186	240
4	1:29.142	45.523	133	22.156	241	21.463	187	241	10	1:29.030	45.377	134	22.257	242	21.396	187	242
5	1:29.472	45.616	133	22.254	241	21.602	187	241	11	1:28.975	45.363	133	22.208	242	21.404	187	242
6	1:29.280	45.677	132	22.153	242	21.450	187	242	12	1:33.937	45.443	134	22.182	242	26.312	57	242

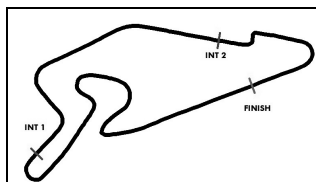
8	Ahlin-Kottulinsky, SWE / Feller, CHE								theoretical besttime: 1:29.245								
1	6:01.268	5:07.150	118	26.799	182	27.319	153	182	9	1:34.716	46.102	132	25.205	192	23.409	185	192
2	1:41.151	53.477	129	24.407	197	23.267	184	197	10	1:35.867	46.219	132	22.431	241	27.217	58	241
3	1:32.827	46.617	131	23.998	238	22.212	185	238	11	2:36.361	1:51.952	132	22.642	240	21.767	186	240
4	1:30.444	46.272	131	22.401	239	21.771	185	239	12	1:29.966	45.801	132	22.536	241	21.629	187	241
5	1:31.419	46.887	126	22.411	239	22.121	185	239	13	1:29.800	45.805	134	22.368	240	21.627	185	240
6	1:30.301	46.041	133	22.207	241	22.053	185	241	14	1:29.404	45.665	135	22.240	240	21.499	186	240
7	1:29.836	45.869	130	22.248	240	21.719	186	240	15	1:29.556	45.622	135	22.357	240	21.577	187	240
8	1:30.026	45.899	130	22.250	240	21.877	185	240	16	1:29.505	45.539	135	22.271	240	21.695	187	240

9	Erhart, DEU / Höher, AUT								theoretical besttime: 1:29.278								
1	7:56.162	7:05.683	118	26.253	219	24.226	179	219	8	1:35.322	46.311	133	22.322	240	26.689	58	240
2	1:33.666	48.165	130	23.186	219	22.315	185	219	9	4:39.286	3:54.778	129	22.621	238	21.887	184	238
3	1:30.407	45.947	133	22.541	238	21.919	185	238	10	1:30.882	45.735	135	22.541	240	22.606	186	240
4	1:29.859	45.792	133	22.415	239	21.652	186	239	11	1:33.172	45.977	134	22.177	240	25.018	185	240
5	1:29.679	45.678	133	22.355	239	21.646	186	239	12	1:29.581	45.791	135	22.257	240	21.533	185	240
6	1:29.746	45.720	134	22.228	240	21.798	185	240	13	1:29.436	45.691	135	22.158	240	21.587	186	240
7	1:30.137	45.627	134	22.385	241	22.125	185	241	14	1:29.380	45.623	135	22.260	240	21.497	186	240

13	Barth, DEU / Hackländer, DEU								theoretical besttime: 1:29.106								
1	4:57.382	4:11.291	104	24.202	238	21.889	187	238	9	1:29.661	45.618	134	22.138	241	21.905	188	241
2	1:31.943	46.606	131	22.586	242	22.751	188	242	10	1:34.439	45.766	133	22.138	241	26.535	59	241
3	1:31.078	46.535	133	22.511	239	22.032	188	239	11	3:36.437	2:52.167	134	22.605	238	21.665	190	238
4	1:38.674	46.736	130	23.203	219	28.735	59	219	12	1:29.475	45.699	135	22.181	241	21.595	189	241
5	3:43.622	2:58.235	128	23.277	236	22.110	187	236	13	1:29.365	45.756	135	22.106	240	21.503	190	240
6	1:30.688	46.364	133	22.428	238	21.896	189	238	14	1:29.189	45.497	134	22.142	242	21.550	189	242
7	1:30.170	45.883	133	22.338	238	21.949	188	238	15	1:35.341	45.739	135	22.333	240	27.269	59	240
8	1:29.418	45.615	134	22.229	241	21.574	187	241									

18	de Leener, BEL / Friedrich, DEU								theoretical besttime: 1:29.389								
1	6:27.841	5:41.114	128	23.889	233	22.838	181	233	5	1:29.809	45.903	134	22.267	244	21.639	188	244
2	1:33.677	49.044	132	22.679	241	21.954	186	241	6	1:29.736	45.745	134	22.338	243	21.653	188	243
3	1:30.683	46.265	134	22.596	243	21.822	187	243	7	1:29.506	45.644	134	22.277	244	21.585	188	244
4	1:29.990	45.866	133	22.352	243	21.772	188	243	8	1:34.695	45.537	135	22.271	244	26.887	57	244

19	Perez Companc, ARG / Bortolotti, ITA								theoretical besttime: 1:28.549								
1	7:47.126	6:56.508	107	26.469	217	24.149	180	217	6	1:29.171	45.422	133	22.112	241	21.637	187	241
2	1:32.799	47.929	131	22.659	236	22.211	185	236	7	1:28.549	45.012	134	21.994	242	21.543	187	242
3	1:35.320	48.819	125	23.987	236	22.514	186	236	8	1:28.915	45.225	134	22.049	242	21.641	186	242
4	1:29.590	45.557	134	22.242	240	21.791	186	240	9	1:33.941	45.406	133	22.219	242	26.316	58	242
5	1:29.353	45.383	133	22.198	240	21.772	186	240									



ADAC GT Masters

Sector List Free Practice Trophy



Provisional

DMSB Reg. Nr.: 907/17

Nürburgring, Length: 3629m

Air temperature: 20.6°C

Track temperature: 26.79°C

Weather condition: Dry

Friday, August 04, 2017 13:30:00

Lap	Time	SE1	SP1	SE2	SP2	SE3	SP3	TSP	Lap	Time	SE1	SP1	SE2	SP2	SE3	SP3	TSP
20	Sylvest, DNK / Rogjvue, CHE								theoretical besttime: 1:28.967								
1	6:04.386	5:18.103	129	23.592	235	22.691	185	235	9	2:53.435	2:08.239	111	23.184	240	22.012	186	240
2	1:31.977	46.926	134	22.714	237	22.337	185	237	10	1:30.164	46.067	135	22.331	243	21.766	187	243
3	1:29.724	45.835	134	22.281	238	21.608	186	238	11	1:29.459	45.595	133	22.242	240	21.622	186	240
4	1:29.608	45.854	134	22.217	240	21.537	186	240	12	1:34.119	45.656	133	22.351	240	26.112	54	240
5	1:29.324	45.562	133	22.171	239	21.591	187	239	13	4:26.601	3:42.759	133	22.266	239	21.576	187	239
6	1:28.967	45.313	134	22.152	241	21.502	187	241	14	1:29.658	45.789	134	22.190	240	21.679	187	240
7	1:29.463	45.498	133	22.242	240	21.723	188	240	15	1:29.620	45.787	135	22.180	241	21.653	187	241
8	1:33.958	45.527	134	22.344	240	26.087	54	240									

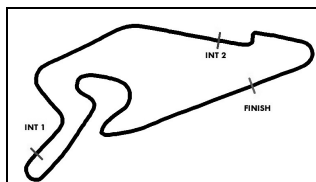
21	Stolz, DEU / Ludwig, DEU								theoretical besttime: 1:28.642								
1	8:43.995	7:59.624	134	22.557	236	21.814	185	236	7	3:36.576	2:48.085	131	23.141	237	25.350	186	237
2	1:30.187	45.920	135	22.421	238	21.846	187	238	8	1:29.827	45.887	135	22.327	238	21.613	188	238
3	1:30.300	46.109	136	22.399	240	21.792	186	240	9	1:28.857	45.369	136	22.014	241	21.474	187	241
4	1:30.376	45.942	133	22.435	240	21.999	187	240	10	1:35.293	45.318	136	22.255	200	27.720	186	200
5	1:37.060	46.138	134	22.336	239	28.586	53	239	11	1:28.731	45.407	135	21.965	240	21.359	189	240
6	4:54.424	4:05.245	134	22.487	239	26.692	54	239	12	1:28.927	45.409	136	22.016	241	21.502	187	241

22	Lips, CHE / Gassner, DEU								theoretical besttime: 1:30.636								
1	9:35.758	8:45.702	118	26.227	230	23.829	186	230	8	1:36.208	47.265	129	22.940	244	26.003	57	244
2	1:34.305	48.464	127	23.123	243	22.718	188	243	9	2:53.748	2:08.536	127	22.882	244	22.330	190	244
3	1:31.927	47.126	124	22.599	245	22.202	190	245	10	1:31.297	46.643	124	22.558	246	22.096	190	246
4	1:31.134	46.427	131	22.370	245	22.337	186	245	11	1:31.311	46.717	129	22.298	245	22.296	189	245
5	1:31.182	46.579	130	22.461	246	22.142	187	246	12	1:30.677	46.342	133	22.339	244	21.996	190	244
6	1:30.780	46.378	131	22.389	245	22.013	188	245	13	1:30.879	46.477	128	22.374	245	22.028	190	245
7	1:31.084	46.527	133	22.347	246	22.210	189	246	14	1:38.635	46.473	133	23.371	235	28.791	37	235

25	Ortmann, DEU / Stippler, DEU								theoretical besttime: 1:28.977								
1	6:48.213	6:03.566	129	22.717	237	21.930	183	237	9	1:32.424	47.968	130	22.624	238	21.832	184	238
2	1:30.602	46.263	129	22.457	239	21.882	184	239	10	1:29.695	45.698	133	22.395	239	21.602	185	239
3	1:31.098	46.075	130	22.525	239	22.498	184	239	11	1:29.187	45.497	132	22.250	240	21.440	185	240
4	1:30.155	45.980	132	22.439	240	21.736	185	240	12	1:29.829	45.523	132	22.166	240	22.140	186	240
5	1:30.892	45.955	132	23.048	241	21.889	184	241	13	1:29.015	45.421	134	22.116	239	21.478	185	239
6	1:29.880	45.840	132	22.408	239	21.632	184	239	14	1:29.113	45.440	133	22.166	240	21.507	185	240
7	1:34.727	46.214	131	22.472	240	26.041	58	240	15	1:29.096	45.480	133	22.165	241	21.451	186	241
8	4:49.714	4:03.005	124	23.893	197	22.816	181	197									

48	Dontje, NLD / Kirchhöfer, DEU								theoretical besttime: 1:28.692								
1	4:51.480	4:06.571	125	23.089	237	21.820	185	237	9	1:29.533	45.753	131	22.296	240	21.484	186	240
2	1:30.543	46.285	131	22.429	239	21.829	186	239	10	1:29.101	45.369	134	22.071	239	21.661	187	239
3	1:30.730	46.174	130	22.534	239	22.022	186	239	11	1:28.828	45.191	133	22.098	240	21.539	186	240
4	1:30.441	46.261	131	22.423	239	21.757	187	239	12	1:28.846	45.195	134	22.179	240	21.472	187	240
5	1:30.401	46.001	133	22.532	240	21.868	186	240	13	1:32.927	45.176	133	22.087	240	25.664	59	240
6	1:34.749	46.050	131	22.396	239	26.303	59	239	14	2:45.658	2:01.572	134	22.141	240	21.945	187	240
7	3:33.207	2:45.357	117	24.780	223	23.070	183	223	15	1:28.831	45.315	133	22.068	240	21.448	188	240
8	1:36.652	47.688	130	25.821	151	23.143	185	151	16	1:29.553	45.324	133	22.564	238	21.665	186	238

63	Ineichen, CHE / Engelhart, DEU								theoretical besttime: 1:28.960								
1	5:14.396	4:29.768	130	22.523	237	22.105	184	237	9	1:30.941	46.405	133	22.481	242	22.055	186	242
2	1:31.403	46.776	129	22.683	241	21.944	186	241	10	1:29.405	45.562	136	22.187	241	21.656	186	241
3	1:31.107	46.100	131	22.468	240	22.539	186	240	11	1:29.390	45.447	134	22.277	241	21.666	186	241
4	1:31.298	46.062	131	22.913	241	22.323	185	241	12	1:29.333	45.430	134	22.243	240	21.660	188	240
5	1:30.762	46.384	133	22.495	240	21.883	185	240	13	1:28.975	45.274	136	22.202	242	21.499	187	242
6	1:35.303	46.203	129	22.762	240	26.338	58	240	14	1:29.060	45.299	136	22.232	241	21.529	187	241
7	3:13.949	2:24.290	117	25.430	212	24.229	184	212	15	1:29.360	45.464	135	22.255	241	21.641	188	241
8	1:38.264	47.979	129	25.670	171	24.615	184	171	16	1:33.908	45.743	135	22.206	239	25.959	58	239



ADAC GT Masters

Sector List Free Practice Trophy



Provisional

Nürburgring, Length: 3629m

Air temperature: 20.6°C

Track temperature: 26.79°C

Weather condition: Dry

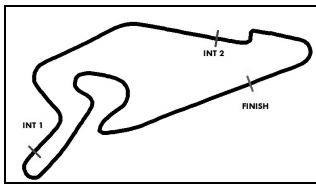
DMSB Reg. Nr.: 907/17

Friday, August 04, 2017 13:30:00

Lap	Time	SE1	SP1	SE2	SP2	SE3	SP3	TSP	Lap	Time	SE1	SP1	SE2	SP2	SE3	SP3	TSP
66	Judek, DEU / Lindholm, FIN								theoretical besttime: 1:30.690								
1	3:34.424	2:47.886	132	23.437	236	23.101	184	236	10	1:32.336	47.048	133	22.909	238	22.379	185	238
2	1:33.232	47.387	132	23.265	236	22.580	185	236	11	1:37.835	46.886	131	23.482	240	27.467	57	240
3	1:32.520	46.977	132	23.085	238	22.458	184	238	12	2:32.895	1:47.637	127	22.757	238	22.501	184	238
4	1:32.511	47.002	132	23.026	237	22.483	184	237	13	1:31.517	46.836	129	22.693	238	21.988	185	238
5	1:32.390	47.061	133	22.967	238	22.362	185	238	14	1:30.898	46.243	131	22.506	238	22.149	185	238
6	1:32.269	46.851	131	23.026	238	22.392	185	238	15	1:31.085	46.378	132	22.766	238	21.941	185	238
7	1:35.179	47.535	111	24.961	239	22.683	185	239	16	1:35.265	46.493	132	22.543	237	26.229	57	237
8	1:32.370	47.054	132	22.979	238	22.337	185	238	17	2:38.827	1:53.288	134	22.883	238	22.656	185	238
9	1:32.854	47.653	133	22.967	239	22.234	185	239									

Lap	Time	SE1	SP1	SE2	SP2	SE3	SP3	TSP	Lap	Time	SE1	SP1	SE2	SP2	SE3	SP3	TSP
77	Gounon, FRA / Costa, ESP								theoretical besttime: 1:28.361								
1	4:40.721	3:55.616	125	23.101	238	22.004	186	238	9	1:33.190	48.306	121	23.035	243	21.849	190	243
2	1:30.160	46.100	132	22.288	242	21.772	188	242	10	1:29.277	45.687	131	22.204	242	21.386	190	242
3	1:30.106	46.012	133	22.337	243	21.757	189	243	11	1:28.431	45.148	135	21.959	242	21.324	191	242
4	1:34.346	46.033	129	22.371	242	25.942	59	242	12	1:28.586	45.231	134	21.922	243	21.433	191	243
5	3:48.997	2:54.964	132	30.666	173	23.367	189	173	13	1:28.540	45.146	134	21.975	241	21.419	190	241
6	1:30.027	46.052	132	22.320	243	21.655	189	243	14	1:28.438	45.216	135	21.891	243	21.331	192	243
7	1:34.914	46.054	132	22.265	244	26.595	59	244	15	1:33.229	45.345	134	21.973	244	25.911	57	244
8	4:21.396	3:31.053	116	26.379	188	23.964	184	188									

Lap	Time	SE1	SP1	SE2	SP2	SE3	SP3	TSP	Lap	Time	SE1	SP1	SE2	SP2	SE3	SP3	TSP
84	Assenheimer, DEU / Götz, DEU								theoretical besttime: 1:28.630								
1	4:44.100	3:53.643	119	27.224	173	23.233	181	173	9	1:30.116	45.460	136	22.043	242	22.613	187	242
2	1:31.910	47.439	132	22.555	238	21.916	187	238	10	1:29.169	45.554	130	22.155	240	21.460	187	240
3	1:33.886	46.035	134	24.916	173	22.935	188	173	11	1:28.978	45.325	136	22.115	242	21.538	187	242
4	1:30.509	46.133	133	22.414	240	21.962	187	240	12	1:34.468	49.023	118	23.472	224	21.973	190	224
5	1:34.949	46.215	131	22.340	241	26.394	59	241	13	1:29.022	45.380	129	22.166	241	21.476	188	241
6	4:04.483	3:16.713	120	24.605	216	23.165	182	216	14	1:28.630	45.219	137	21.982	241	21.429	188	241
7	1:36.516	47.964	109	26.252	233	22.300	185	233	15	1:33.232	45.250	136	22.106	241	25.876	59	241
8	1:30.852	46.550	133	22.638	240	21.664	187	240	16	2:34.050	1:44.198	136	22.166	239	27.686	59	239



ADAC GT Masters

Top speed list Free Practice Trophy



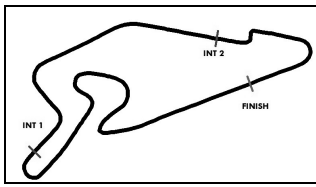
Provisional

Nürburgring, Length: 3629m
Air temperature: 20.6°C
Track temperature: 26.79°C
Weather condition: Dry

DMSB Reg. Nr.: 907/17

Friday, August 04, 2017 13:30:00

#	Name (NAT)	Team	Car name	Speed	Lap	Race time
22	Remo Lips (CHE)	MRS GT-Racing (DEU)	Nissan GT-R NISMO GT3	246.01	5	15:22.164
18	Christopher Friedrich (DEU)	KÜS TEAM75 Bernhard (DEU)	Porsche 911 GT3 R	244.89	8	16:39.050
77	Jules Gounon (FRA)	Callaway Competition (DEU)	Corvette C7 GT3	244.34	7	15:42.676
4	Dennis Marschall (DEU)	Aust Motorsport (DEU)	Audi R8 LMS	243.24	8	16:32.893
20	Nikolaj Rogivue (CHE)	Mercedes-AMG Team ZAKSPEED (DEU)	Mercedes-AMG GT3	243.24	10	20:39.240
19	Ezequiel Perez Companc (ARG)	GRT Grasser-Racing-Team (AUT)	Lamborghini Huracan GT3	242.69	8	17:59.182
63	Rolf Ineichen (CHE)	GRT Grasser-Racing-Team (AUT)	Lamborghini Huracan GT3	242.69	9	18:55.368
13	Sven Barth (DEU)	RWT Racing (AUT)	Corvette C7 GT3	242.15	2	6:06.574
84	Patrick Assenheimer (DEU)	Mercedes-AMG Team HTP Motorsport (DEU)	Mercedes-AMG GT3	242.15	9	19:14.708
21	Luca Stolz (DEU)	Mercedes-AMG Team ZAKSPEED (DEU)	Mercedes-AMG GT3	241.61	9	26:00.128
25	Mike David Ortmann (DEU)	BWT Mücke Motorsport (DEU)	Audi R8 LMS	241.07	5	12:29.071
8	Mikaela Ahlin-Kottulinsky (SWE)	Audi Sport racing academy (DEU)	Audi R8 LMS	241.07	6	13:25.357
9	Christopher Höher (AUT)	Audi Sport racing academy (DEU)	Audi R8 LMS	241.07	7	16:37.531
66	Jonathan Judek (DEU)	ADAC NSA / Attempto Racing Team (DEU)	Lamborghini Huracan GT3	240.53	11	18:40.453
48	Indy Dontje (NLD)	Mercedes-AMG Team HTP Motorsport (DEU)	Mercedes-AMG GT3	240.53	11	21:44.126
2	Jeffrey Schmidt (CHE)	Montaplast by Land-Motorsport (DEU)	Audi R8 LMS	240.00	6	16:45.457



ADAC GT Masters

Pit Stops Free Practice Trophy



Provisional

DMSB Reg. Nr.: 907/17

Nürburgring, Length: 3629m
 Air temperature: 20.6°C
 Track temperature: 26.79°C
 Weather condition: Dry

Friday, August 04, 2017 13:30:00

Nr	Driver in	Day time in	Time in	Driver out	Day time out	Time out	Nett Time
77	Jules Gounon	13:39:11.561	9:11.561	Jules Gounon	13:41:26.350	11:26.350	2:14.789
13	Sven Barth	13:39:35.293	9:35.293	Sven Barth	13:41:47.595	11:47.595	2:12.302
2	Jeffrey Schmidt	13:39:52.438	9:52.438	Jeffrey Schmidt	13:41:04.717	11:04.717	1:12.279
84	Patrick Assenheimer	13:40:51.595	10:51.595	Patrick Assenheimer	13:43:21.079	13:21.079	2:29.484
48	Indy Dontje	13:42:24.549	12:24.549	Indy Dontje	13:44:20.094	14:20.094	1:55.545
63	Rolf Ineichen	13:42:50.475	12:50.475	Rolf Ineichen	13:44:23.498	14:23.498	1:33.023
21	Luca Stolz	13:44:47.687	14:47.687	Luca Stolz	13:48:13.422	18:13.422	3:25.735
25	Mike David Ortmann	13:45:51.766	15:51.766	Mike David Ortmann	13:49:04.779	19:04.779	3:13.013
77	Jules Gounon	13:46:05.488	16:05.488	Jules Gounon	13:48:47.329	18:47.329	2:41.841
20	Nicolai Sylvest	13:46:33.221	16:33.221	Nicolai Sylvest	13:47:39.546	17:39.546	1:06.325
4	Dennis Marschall	13:46:54.928	16:54.928	Dennis Marschall	13:50:44.746	20:44.746	3:49.818
18	Christopher Friedrich	13:47:02.052	17:02.052				
9	Christopher Höher	13:48:31.194	18:31.194	Christopher Höher	13:51:44.759	21:44.759	3:13.565
66	Jonathan Judek	13:49:04.044	19:04.044	Jonathan Judek	13:50:10.903	20:10.903	1:06.859
21	Luca Stolz	13:49:42.132	19:42.132	Luca Stolz	13:51:45.860	21:45.860	2:03.728
19	Ezequiel Perez Companc	13:49:50.967	19:50.967				
8	Mikaela Ahlin-Kottulinsky	13:49:54.076	19:54.076	Ricardo Feller	13:51:05.301	21:05.301	1:11.225
2	Jeffrey Schmidt	13:50:06.240	20:06.240				
22	Remo Lips	13:50:18.197	20:18.197	Remo Lips	13:51:42.124	21:42.124	1:23.927
13	Sven Barth	13:50:53.252	20:53.252	Sven Barth	13:53:04.716	23:04.716	2:11.464
20	Nikolaj Rogivue	13:54:00.447	24:00.447	Nikolaj Rogivue	13:57:03.477	27:03.477	3:03.030
48	Indy Dontje	13:55:03.681	25:03.681	Indy Dontje	13:56:25.565	26:25.565	1:21.884
4	Dennis Marschall	13:56:41.315	26:41.315				
66	Emil Lindholm	13:57:45.713	27:45.713	Emil Lindholm	13:58:56.301	28:56.301	1:10.588
84	Patrick Assenheimer	13:58:37.047	28:37.047	Patrick Assenheimer	13:59:40.985	29:40.985	1:03.938
63	Rolf Ineichen	13:59:43.069	29:43.069				
13	Sven Barth	14:00:33.099	30:33.099				
22	Remo Lips	14:00:53.345	30:53.345				
77	Jules Gounon	14:00:56.553	30:56.553				
84	Patrick Assenheimer	14:01:11.136	31:11.136				