

# ADAC TCR Germany

## Result List Free Practice 2



Provisional

**DMSB** Reg. Nr.: 908/17

Friday, August 04, 2017 11:45:30

Nürburgring, Length: 3629m

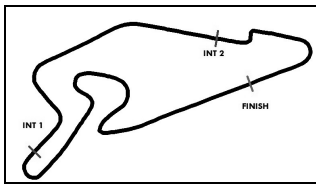
Air temperature: 19.49°C

Track temperature: 24.09°C

Weather condition: Dry

started : 39      classified : 38      not classified : 1

Nr.	Drivers	Team	Lap	Best Time	Gap	Diff	Kph	Day Time
Cl.	Car	Competitor						
1	18 S.van der Linde(ZAF) Audi RS 3 LMS	AC 1927 Mayen e.V. im ADAC AC 1927 Mayen e.V. im ADAC	4	1:35.820			136.3	11:56:42
2	36 D.Calcum(DEU) Opel Astra TCR	Schlaeppli Race-Tec(CHE) Schlaeppli Race-Tec	13	1:35.991	0.171	0.171	136.1	12:14:35
3	22 H.Proczyk(AUT) SEAT Leon TCR	HP Racing HP Racing	9	1:36.095	0.275	0.104	135.9	12:04:20
4	7 M.Halder(DEU) SEAT Leon TCR	Wolf-Power Racing 2 Wolf-Power Racing	9	1:36.144	0.324	0.049	135.8	12:05:50
5	1 J.Files(GBR) Honda Civic TCR	Target Competition UK-SUI(GBR) Target srl.	15	1:36.159	0.339	0.015	135.8	12:16:11
6	66 R.Jost(CHE) SEAT Leon TCR	TOPCAR Sport TOPCAR Sport	5	1:36.173	0.353	0.014	135.8	11:54:17
7	42 L.Niedertscheider(AUT) SEAT Leon TCR	Niedertscheider Motorsport(AUT) Niedertscheider Motorsport	10	1:36.258	0.438	0.085	135.7	12:05:01
8	10 A.Buri(FIN) Audi RS 3 LMS	LMS Racing(FIN) LMS Racing	6	1:36.263	0.443	0.005	135.7	11:56:39
9	39 F.Thoma(CHE) VW Golf GTI TCR	JUNIOR TEAM ENGSTLER(DEU) LIQUI MOLY Team Engstler	11	1:36.464	0.644	0.201	135.4	12:11:00
10	11 J.Schmarl(AUT) Honda Civic TCR	Target Competition AUT-POR Target srl.	12	1:36.471	0.651	0.007	135.4	12:09:11
11	41 S.Kirsch(DEU) Honda Civic TCR	Honda Team ADAC Sachsen ADAC Sachsen e.V.	8	1:36.518	0.698	0.047	135.3	12:01:37
12	28 P.Eberle(CHE) SEAT Leon TCR	Steibel Motorsport(CZE) Pascal Eberle	4	1:36.708	0.888	0.190	135.0	11:53:02
13	88 M.Oestreich(DEU) Honda Civic TCR	Honda Team ADAC Sachsen ADAC Sachsen e.V.	10	1:36.747	0.927	0.039	135.0	12:08:31
14	2 A.Morgan(GBR) SEAT Leon TCR	Wolf-Power Racing 2 Wolf-Power Racing	5	1:36.791	0.971	0.044	134.9	11:55:39
15	19 M.Hofer(AUT) Audi RS 3 LMS	AC 1927 Mayen e.V. im ADAC AC 1927 Mayen e.V. im ADAC	5	1:36.849	1.029	0.058	134.8	11:58:25
16	8 L.Engstler(DEU) R VW Golf GTI TCR	JUNIOR TEAM ENGSTLER(DEU) LIQUI MOLY Team Engstler	12	1:36.876	1.056	0.027	134.8	12:10:11
17	38 J.Wolfe(USA) VW Golf GTI TCR	TEAM ENGSTLER USA LIQUI MOLY Team Engstler	7	1:37.037	1.217	0.161	134.6	12:00:43
18	44 S.Kaibach(DEU) Audi RS 3 LMS	Aust Motorsport(DEU) Aust Motorsport	9	1:37.041	1.221	0.004	134.6	12:05:38
19	99 T.Zimmermann(DEU) Audi RS 3 LMS	Target Competition GER Target srl.	12	1:37.065	1.245	0.024	134.5	12:10:27
20	14 N.Langeveld(NLD) Audi RS 3 LMS	Racing One Racing One GmbH	6	1:37.199	1.379	0.134	134.4	11:56:18
21	35 R.Rhyn(CHE) R SEAT Leon TCR	TOPCAR Sport TOPCAR Sport	9	1:37.207	1.387	0.008	134.3	12:04:27
22	13 K.Jordan(DEU) VW Golf GTI TCR	Racing One Racing One GmbH	6	1:37.220	1.400	0.013	134.3	11:56:59
23	98 T.Lautenschlager(DEU) Audi RS 3 LMS	Target Competition GER Target srl.	11	1:37.227	1.407	0.007	134.3	12:07:20
24	27 J.Rodrigues(PRT) Honda Civic TCR	Target Competition AUT-POR Target srl.	16	1:37.281	1.461	0.054	134.2	12:15:33
25	78 F.Danz(CHE) SEAT Leon TCR	Schlaeppli Race-Tec(CHE) Schlaeppli Race-Tec	12	1:37.312	1.492	0.031	134.2	12:11:57
26	20 N.Kankkunen(FIN) Audi RS 3 LMS	LMS Racing(FIN) LMS Racing	14	1:37.340	1.520	0.028	134.2	12:12:52



# ADAC TCR Germany

## Result List Free Practice 2



Provisional

**DMSB** Reg. Nr.: 908/17

Friday, August 04, 2017 11:45:30

Nürburgring, Length: 3629m

Air temperature: 19.49°C

Track temperature: 24.09°C

Weather condition: Dry

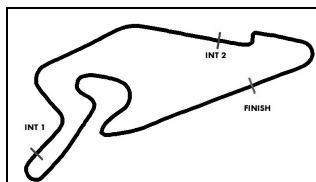
started : 39      classified : 38      not classified : 1

Nr.	Drivers	Team	Lap	Best Time	Gap	Diff	Kph	Day Time
Cl.	Car	Competitor						
27	54 <b>S.Reicher(AUT)</b> R Audi RS 3 LMS	<b>Certainty Racing Team(NLD)</b> Certainty Racing Team BV	11	<b>1:37.446</b>	1.626	0.106	134.0	12:07:13
28	17 <b>J.Preisig(CHE)</b> Opel Astra TCR	<b>Lubner Motorsport(DEU)</b> Lubner Motorsport	14	<b>1:37.486</b>	1.666	0.040	134.0	12:14:23
29	40 <b>D.Koster(NLD)</b> Audi RS 3 LMS	<b>Certainty Racing Team(NLD)</b> Dillon Koster	14	<b>1:37.570</b>	1.750	0.084	133.8	12:13:20
30	94 <b>K.Richard(CHE)</b> Honda Civic TCR	<b>Target Competition UK-SUI(GBR)</b> Target srl.	12	<b>1:37.638</b>	1.818	0.068	133.8	12:10:28
31	26 <b>T.Wolf(DEU)</b> R Audi RS 3 LMS	<b>Aust Motorsport(DEU)</b> Aust Motorsport	5	<b>1:37.662</b>	1.842	0.024	133.7	11:54:48
32	3 <b>G.Rdest(POL)</b> Audi RS 3 LMS	<b>Target Competition SWE-POL</b> Target srl.	13	<b>1:37.782</b>	1.962	0.120	133.6	12:10:33
33	9 <b>S.Goede(DEU)</b> VW Golf GTI TCR	<b>TEAM ENGSTLER USA</b> LIQUI MOLY Team Engstler	6	<b>1:38.204</b>	2.384	0.422	133.0	11:59:55
34	64 <b>S.Markert(DEU)</b> Audi RS 3 LMS	<b>GermanFLAVOURS Racing</b> ADAC Berlin-Brandenburg e.V.	9	<b>1:38.205</b>	2.385	0.001	133.0	12:05:45
35	12 <b>S.Larsson(SWE)</b> Audi RS 3 LMS	<b>Target Competition SWE-POL</b> Target srl.	15	<b>1:38.349</b>	2.529	0.144	132.8	12:13:18
36	84 <b>M.Sandberg(NLD)</b> Audi RS 3 LMS	<b>Racing One 2</b> Racing One GmbH	11	<b>1:38.639</b>	2.819	0.290	132.4	12:06:14
37	82 <b>T.Kramwinkel(DEU)</b> Audi RS 3 LMS	<b>GermanFLAVOURS Racing</b> GermanFLAVOURS Racing	7	<b>1:39.354</b>	3.534	0.715	131.4	11:59:21
38	32 <b>G.Xavier(CHE)</b> R SEAT Leon TCR	<b>Young Driver Challenge(DEU)</b> Young Driver Challenge	8	<b>1:39.922</b>	4.102	0.568	130.7	12:00:50
<b>Not classified</b>								
23	S.Steibel(DEU) VW Golf GTI TCR	<b>Steibel Motorsport(CZE)</b> AMC-Burgau e.V.						

Following race director decision cancellation of the relevant lap time for car no. 40

**Subject to final scrutineering!**

Publication time:	Clerk of the Course: Michael Bork	Timekeeper: Steffen Ruhl
-------------------	-----------------------------------	--------------------------



# ADAC TCR Germany



## Sector List Free Practice 2

Provisional

**DMSB** Reg. Nr.: 908/17

Nürburgring, Length: 3629m

Air temperature: 19.49°C

Track temperature: 24.09°C

Weather condition: Dry

Friday, August 04, 2017 11:45:30

Lap	Time	SE1	SP1	SE2	SP2	SE3	SP3	TSP	Lap	Time	SE1	SP1	SE2	SP2	SE3	SP3	TSP
<b>1 Files, GBR</b>									<b>theoretical besttime: 1:36.018</b>								
1	2:06.525	1:16.102	119	25.215	216	25.208	172	216	9	1:43.921	49.512	120	24.316	219	30.093	58	219
2	1:37.614	49.787	116	24.286	217	23.541	168	217	10	4:49.155	4:00.573	116	24.834	217	23.748	174	217
3	1:38.268	49.878	119	24.658	204	23.732	173	204	11	1:36.409	49.019	119	24.122	218	23.268	173	218
4	1:36.861	49.123	121	24.158	<b>221</b>	23.580	174	<b>221</b>	12	1:36.269	48.975	121	24.031	218	<b>23.263</b>	<b>173</b>	218
5	1:43.921	49.359	121	24.261	219	30.301	57	219	13	1:36.364	<b>48.760</b>	<b>120</b>	24.148	218	23.456	172	218
6	4:07.619	3:19.707	119	24.313	216	23.599	171	216	14	1:36.675	49.384	118	<b>23.995</b>	<b>219</b>	23.296	173	219
7	1:37.324	49.474	119	24.408	217	23.442	170	217	15	<b>1:36.159</b>	48.807	121	24.083	219	23.269	173	219
8	1:37.459	49.394	119	24.314	219	23.751	172	219									

Lap	Time	SE1	SP1	SE2	SP2	SE3	SP3	TSP	Lap	Time	SE1	SP1	SE2	SP2	SE3	SP3	TSP
<b>2 Morgan, GBR</b>									<b>theoretical besttime: 1:36.726</b>								
1	3:27.902	2:29.219	98	29.606	177	29.077	158	177	6	1:43.090	51.189	100	27.814	208	24.087	167	208
2	1:48.884	57.674	110	26.175	208	25.035	167	208	7	1:42.271	51.299	113	26.900	190	24.072	166	190
3	1:37.999	50.080	118	24.424	<b>214</b>	23.495	<b>168</b>	<b>214</b>	8	1:36.996	49.379	118	24.269	214	23.348	167	214
4	1:37.433	49.537	117	24.597	214	<b>23.299</b>	167	214	9	1:55.420	50.797	118	25.784	162	38.839	48	162
5	<b>1:36.791</b>	<b>49.194</b>	<b>119</b>	<b>24.233</b>	213	23.364	168	213									

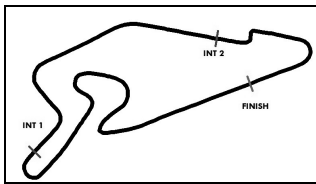
Lap	Time	SE1	SP1	SE2	SP2	SE3	SP3	TSP	Lap	Time	SE1	SP1	SE2	SP2	SE3	SP3	TSP
<b>3 Rdest, POL</b>									<b>theoretical besttime: 1:37.373</b>								
1	2:20.121	1:25.875	115	27.489	167	26.757	167	167	9	4:15.675	3:23.747	90	27.609	204	24.319	167	204
2	1:41.225	51.615	116	25.154	208	24.456	169	208	10	1:38.015	50.070	116	<b>24.324</b>	<b>218</b>	<b>23.621</b>	<b>169</b>	218
3	1:39.755	51.021	114	24.708	217	24.026	167	217	11	1:38.011	49.508	119	24.708	218	23.795	170	218
4	1:39.494	50.215	<b>120</b>	25.199	216	24.080	169	216	12	1:44.078	52.968	117	25.947	187	25.163	169	187
5	1:40.709	51.744	115	24.646	217	24.319	170	217	13	<b>1:37.782</b>	<b>49.428</b>	<b>116</b>	24.372	219	23.982	169	<b>219</b>
6	1:39.005	50.205	113	24.818	218	23.982	169	218	14	1:38.059	49.812	117	24.499	218	23.748	170	218
7	1:39.280	50.244	116	24.881	218	24.155	168	218	15	1:48.076	49.687	119	24.449	213	33.940	52	213
8	1:49.643	50.568	112	24.750	218	34.325	49	218	16								

Lap	Time	SE1	SP1	SE2	SP2	SE3	SP3	TSP	Lap	Time	SE1	SP1	SE2	SP2	SE3	SP3	TSP
<b>7 Halder, DEU</b>									<b>theoretical besttime: 1:36.103</b>								
1	2:09.426	1:15.061	116	28.292	151	26.073	163	151	8	1:37.567	49.928	122	24.148	218	23.491	169	218
2	1:47.826	57.427	116	24.983	204	25.416	169	204	9	<b>1:36.144</b>	<b>48.904</b>	<b>123</b>	24.068	219	<b>23.172</b>	<b>172</b>	219
3	1:50.762	59.311	97	26.873	188	24.578	170	188	10	1:44.462	49.123	122	24.605	189	30.734	60	189
4	1:38.113	50.235	121	24.301	218	23.577	172	218	11	5:01.719	4:13.031	121	24.106	218	24.582	172	218
5	1:37.112	49.276	121	24.289	217	23.547	171	217	12	1:36.481	49.184	122	<b>24.027</b>	<b>219</b>	23.270	171	219
6	1:44.800	49.401	119	24.329	<b>220</b>	31.070	41	<b>220</b>	13	1:37.518	49.291	122	24.150	220	24.077	171	220
7	6:18.416	5:18.442	116	27.264	136	32.710	169	136									

Lap	Time	SE1	SP1	SE2	SP2	SE3	SP3	TSP	Lap	Time	SE1	SP1	SE2	SP2	SE3	SP3	TSP
<b>8 Engstler, DEU</b>									<b>theoretical besttime: 1:36.719</b>								
1	2:26.924	1:36.636	117	25.174	213	25.114	168	213	8	1:42.840	49.759	118	24.505	216	28.576	58	216
2	1:42.574	52.665	115	25.155	173	24.754	168	173	9	3:48.242	2:58.944	114	24.841	210	24.457	167	210
3	1:45.385	50.704	116	24.771	190	29.910	58	190	10	1:37.769	49.981	120	24.309	216	23.479	170	216
4	3:29.273	2:40.401	108	24.901	213	23.971	168	213	11	1:37.046	<b>49.113</b>	<b>120</b>	24.456	216	23.477	170	216
5	1:38.164	49.773	119	24.403	214	23.988	170	214	12	<b>1:36.876</b>	49.270	121	<b>24.200</b>	<b>216</b>	<b>23.406</b>	<b>169</b>	216
6	1:38.456	49.900	116	24.593	215	23.963	169	215	13	1:42.607	49.546	120	24.249	217	28.812	56	<b>217</b>
7	1:37.885	49.619	120	24.562	214	23.704	170	214	14		2:59.657	95	25.522	213			213

Lap	Time	SE1	SP1	SE2	SP2	SE3	SP3	TSP	Lap	Time	SE1	SP1	SE2	SP2	SE3	SP3	TSP
<b>9 Goede, DEU</b>									<b>theoretical besttime: 1:38.044</b>								
1	2:41.614	1:42.790	104	31.454	135	27.370	154	135	8	1:38.298	49.890	120	24.569	213	23.839	167	213
2	2:06.067	58.457	98	28.799	155	38.811	46	155	9	1:40.374	50.344	109	25.975	214	24.055	168	214
3	4:37.662	3:46.009	104	26.449	206	25.204	168	206	10	1:46.342	50.435	118	24.771	213	31.136	61	213
4	1:38.770	50.396	116	24.542	213	23.832	168	213	11	5:50.176	5:01.187	117	24.989	214	24.000	168	214
5	1:43.002	50.168	119	27.995	189	24.839	<b>169</b>	189	12	1:40.446	51.298	117	24.450	216	24.698	169	<b>216</b>
6	<b>1:38.204</b>	49.979	118	<b>24.439</b>	214	<b>23.786</b>	168	214	13		<b>49.819</b>	<b>118</b>	25.126	210			210
7	1:38.823	50.360	117	24.601	213	23.862	167	213									

Lap	Time	SE1	SP1	SE2	SP2	SE3	SP3	TSP	Lap	Time	SE1	SP1	SE2	SP2	SE3	SP3	TSP
<b>10 Buri, FIN</b>									<b>theoretical besttime: 1:35.986</b>								
1	2:56.518	2:03.743	110	26.971	197	25.804	165	197	5	1:40.996	52.176	116	24.510	220	24.310	172	220
2	1:42.791	53.162	118	25.117	211	24.512	<b>173</b>	211	6	<b>1:36.263</b>	<b>48.763</b>	<b>121</b>	24.115	221	23.385	172	221
3	1:36.349	48.894	119	23.997	222	23.458	171	222	7	1:45.732	50.550	116	24.377	222	30.805	39	<b>222</b>
4	1:36.422	49.199	120	<b>23.968</b>	221	<b>23.255</b>	171	221	8		9:10.447	109	25.788	210			210



# ADAC TCR Germany



## Sector List Free Practice 2

Provisional

**DMSB** Reg. Nr.: 908/17

Nürburgring, Length: 3629m  
 Air temperature: 19.49°C  
 Track temperature: 24.09°C  
 Weather condition: Dry

Friday, August 04, 2017 11:45:30

Lap	Time	SE1	SP1	SE2	SP2	SE3	SP3	TSP	Lap	Time	SE1	SP1	SE2	SP2	SE3	SP3	TSP
<b>11 Schmarl, AUT</b>									<b>theoretical besttime: 1:36.376</b>								
1	2:18.021	1:23.847	115	28.084	159	26.090	165	159	9	4:50.140	4:00.315	111	25.244	211	24.581	169	211
2	1:41.353	51.469	121	25.958	210	23.926	171	210	10	1:40.082	50.212	119	25.845	198	24.025	171	198
3	1:37.973	49.864	119	24.456	216	23.653	171	216	11	1:36.883	49.248	121	24.295	217	23.340	171	217
4	1:38.143	50.092	122	24.359	217	23.692	170	217	12	<b>1:36.471</b>	<b>48.890</b>	<b>122</b>	24.259	218	<b>23.322</b>	<b>171</b>	218
5	1:37.802	49.574	121	24.492	218	23.736	170	218	13	1:37.096	49.497	122	24.209	217	23.390	171	217
6	1:38.703	49.652	120	25.219	215	23.832	170	215	14	1:38.375	49.389	122	<b>24.164</b>	<b>219</b>	24.822	171	<b>219</b>
7	1:38.061	49.698	120	24.498	217	23.865	<b>171</b>	217	15	1:37.274	49.440	120	24.296	218	23.538	171	218
8	1:47.545	49.695	121	24.521	216	33.329	60	216	16		49.895	118	24.334	218			218

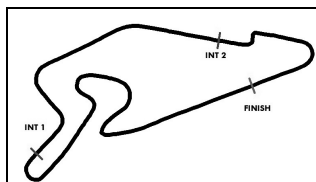
Lap	Time	SE1	SP1	SE2	SP2	SE3	SP3	TSP	Lap	Time	SE1	SP1	SE2	SP2	SE3	SP3	TSP
<b>12 Larsson, SWE</b>									<b>theoretical besttime: 1:37.843</b>								
1	2:32.770	1:32.652	109	31.797	156	28.321	166	156	9	1:46.565	50.563	116	24.752	216	31.250	61	216
2	1:47.355	55.177	113	27.272	206	24.906	167	206	10	3:26.630	2:33.824	78	27.837	206	24.969	168	206
3	1:40.685	50.993	116	24.620	216	25.072	166	216	11	1:38.527	50.268	116	24.532	217	<b>23.727</b>	<b>169</b>	217
4	1:39.189	50.608	118	24.551	216	24.030	167	216	12	1:38.371	<b>49.786</b>	<b>118</b>	24.654	216	23.931	168	216
5	1:41.029	52.599	118	24.586	217	23.844	168	217	13	1:39.397	50.941	114	24.498	217	23.958	167	217
6	1:39.930	50.168	114	25.537	216	24.225	168	216	14	1:38.672	50.362	119	24.416	219	23.894	168	<b>219</b>
7	1:40.466	50.486	112	25.170	203	24.810	168	203	15	<b>1:38.349</b>	50.030	118	<b>24.330</b>	<b>218</b>	23.989	169	218
8	1:40.169	51.072	116	24.694	216	24.403	<b>169</b>	216	16	1:50.266	52.530	117	25.440	198	32.296	55	198

Lap	Time	SE1	SP1	SE2	SP2	SE3	SP3	TSP	Lap	Time	SE1	SP1	SE2	SP2	SE3	SP3	TSP
<b>13 Jordan, DEU</b>									<b>theoretical besttime: 1:36.779</b>								
1	3:10.540	2:11.775	106	31.659	140	27.106	156	140	8	1:56.725	50.085	118	24.863	210	41.777	34	210
2	1:46.220	53.144	109	27.791	184	25.285	168	184	9	9:48.536	8:59.136	111	25.085	207	24.315	168	207
3	1:39.272	51.302	117	24.457	214	23.513	168	214	10	1:38.966	50.340	120	24.814	214	23.812	168	214
4	1:37.280	49.468	<b>121</b>	24.638	214	<b>23.174</b>	168	214	11	1:37.867	49.751	115	24.653	213	23.463	168	213
5	1:38.031	49.735	119	<b>24.325</b>	213	23.971	<b>170</b>	213	12	1:37.649	49.492	117	24.503	215	23.654	169	<b>215</b>
6	<b>1:37.220</b>	49.588	118	24.391	214	23.241	169	214	13		49.993	118	26.674	200			200
7	1:39.711	<b>49.280</b>	116	24.394	213	26.037	169	213									

Lap	Time	SE1	SP1	SE2	SP2	SE3	SP3	TSP	Lap	Time	SE1	SP1	SE2	SP2	SE3	SP3	TSP
<b>14 Langeveld, NLD</b>									<b>theoretical besttime: 1:37.124</b>								
1	2:26.664	1:33.234	117	27.316	171	26.114	168	171	8	1:37.363	49.615	121	24.310	218	23.438	170	218
2	1:40.563	51.977	113	24.595	216	23.991	168	216	9	1:44.458	49.711	117	24.571	218	30.176	45	218
3	1:47.678	54.181	113	28.866	148	24.631	169	148	10	7:55.771	7:07.710	118	24.520	217	23.541	170	217
4	1:38.445	49.529	114	25.491	217	<b>23.425</b>	170	217	11	1:37.789	49.786	121	24.501	218	23.502	171	218
5	1:37.680	49.442	120	24.695	218	23.543	169	218	12	1:38.415	49.983	118	24.354	221	24.078	171	<b>221</b>
6	<b>1:37.199</b>	<b>49.423</b>	119	<b>24.276</b>	218	23.500	170	218	13	1:45.008	50.123	118	24.509	219	30.376	56	219
7	1:37.741	49.720	120	24.494	219	23.527	<b>171</b>	219									

Lap	Time	SE1	SP1	SE2	SP2	SE3	SP3	TSP	Lap	Time	SE1	SP1	SE2	SP2	SE3	SP3	TSP
<b>17 Preisig, CHE</b>									<b>theoretical besttime: 1:37.420</b>								
1	2:40.598	1:41.424	102	32.139	147	27.035	145	147	9	1:37.872	49.753	120	24.396	222	23.723	172	<b>222</b>
2	1:44.806	54.162	118	25.792	187	24.852	172	187	10	1:47.202	49.866	118	24.533	220	32.803	54	220
3	1:39.068	50.363	121	24.504	219	24.201	173	219	11	5:41.719	4:44.553	117	25.435	206	31.731	51	206
4	1:42.050	51.169	118	26.881	208	24.000	172	208	12	2:11.624	1:23.256	119	24.527	221	23.841	172	221
5	1:38.419	49.855	120	24.300	206	24.264	173	206	13	1:38.102	49.870	121	24.447	221	23.785	172	221
6	1:37.735	49.879	120	<b>24.236</b>	221	23.620	173	221	14	<b>1:37.486</b>	<b>49.565</b>	<b>122</b>	24.302	221	<b>23.619</b>	<b>171</b>	221
7	1:39.034	50.569	119	24.403	219	24.062	<b>173</b>	219	15	1:38.882	50.163	118	24.907	219	23.812	171	219
8	1:37.725	49.775	120	24.265	221	23.685	173	221									

Lap	Time	SE1	SP1	SE2	SP2	SE3	SP3	TSP	Lap	Time	SE1	SP1	SE2	SP2	SE3	SP3	TSP
<b>18 van der Linde, ZAF</b>									<b>theoretical besttime: 1:35.755</b>								
1	2:43.273	1:44.550	109	31.348	125	27.375	168	125	7	1:46.718	50.771	118	24.246	215	31.701	59	215
2	1:56.621	56.147	117	24.939	216	35.535	52	216	8	4:56.997	4:05.230	116	25.676	139	26.091	169	139
3	4:56.171	4:06.336	119	25.022	169	24.813	169	169	9	1:37.366	49.465	116	24.412	216	23.489	169	216
4	<b>1:35.820</b>	<b>48.668</b>	<b>121</b>	23.969	217	<b>23.183</b>	170	217	10	1:37.018	49.086	119	24.367	218	23.565	169	218
5	1:37.743	49.333	119	<b>23.904</b>	<b>220</b>	24.506	170	<b>220</b>	11	1:47.490	50.591	118	24.322	219	32.577	59	219
6	1:36.170	48.787	120	24.095	219	23.288	<b>170</b>	219	12	3:58.454	3:10.584	118	24.282	217	23.588	169	217



# ADAC TCR Germany



## Sector List Free Practice 2

Provisional

**DMSB** Reg. Nr.: 908/17

Nürburgring, Length: 3629m

Air temperature: 19.49°C

Track temperature: 24.09°C

Weather condition: Dry

Friday, August 04, 2017 11:45:30

Lap	Time	SE1	SP1	SE2	SP2	SE3	SP3	TSP	Lap	Time	SE1	SP1	SE2	SP2	SE3	SP3	TSP
<b>19</b>	<b>Hofer, AUT</b>								<b>theoretical besttime: 1:36.622</b>								
1	2:43.555	1:49.447	112	27.368	160	26.740	168	160	8	4:38.922	3:50.357	115	24.774	218	23.791	169	218
2	1:57.887	56.380	114	24.962	208	36.545	49	208	9	1:37.495	49.589	118	24.306	219	23.600	168	219
3	5:00.233	4:07.187	114	28.218	178	24.828	169	178	10	1:37.176	49.330	119	24.313	219	23.533	169	219
4	1:36.879	49.385	<b>119</b>	24.183	219	23.311	169	219	11	1:37.422	49.566	119	24.236	219	23.620	170	219
5	<b>1:36.849</b>	49.499	118	<b>24.064</b>	220	<b>23.286</b>	<b>170</b>	220	12	1:37.240	49.453	118	24.282	220	23.505	170	220
6	1:37.106	49.484	119	24.112	219	23.510	169	219	13	1:37.838	49.753	118	24.339	218	23.746	169	218
7	1:42.688	<b>49.272</b>	119	24.169	<b>221</b>	29.247	59	<b>221</b>	14		49.548	118	24.291	219			219

<b>20</b>	<b>Kankkunen, FIN</b>								<b>theoretical besttime: 1:37.199</b>								
1	2:08.595	1:17.200	113	26.053	201	25.342	169	201	9	1:39.523	50.920	118	24.556	219	24.047	171	219
2	1:44.086	54.093	118	24.651	219	25.342	<b>172</b>	219	10	1:38.186	49.744	117	24.481	218	23.961	169	218
3	1:52.799	1:04.122	119	24.648	218	24.029	171	218	11	1:37.748	49.572	120	24.462	219	23.714	170	219
4	1:38.214	50.025	118	24.273	219	23.916	170	219	12	1:38.012	49.797	119	24.467	218	23.748	170	218
5	1:37.832	49.452	119	<b>24.218</b>	<b>220</b>	24.162	171	<b>220</b>	13	1:39.430	50.562	107	25.081	220	23.787	171	220
6	1:43.271	53.239	118	24.556	218	25.476	171	218	14	<b>1:37.340</b>	49.291	116	24.357	219	<b>23.692</b>	<b>171</b>	219
7	1:51.302	<b>49.289</b>	<b>120</b>	28.710	128	33.303	52	128	15	1:59.687	53.187	114	28.802	167	37.698	52	167
8	4:55.936	4:05.225	114	25.543	209	25.168	166	209									

<b>22</b>	<b>Proczyk, AUT</b>								<b>theoretical besttime: 1:35.819</b>								
1	2:09.399	1:09.403	113	29.514	183	30.482	54	183	7	1:36.281	48.998	120	<b>24.033</b>	<b>216</b>	23.250	169	216
2	2:34.711	1:32.092	113	27.557	199	35.062	54	199	8	1:36.402	<b>48.731</b>	<b>121</b>	24.212	216	23.459	169	216
3	2:25.378	1:29.436	119	24.882	215	31.060	58	215	9	<b>1:36.095</b>	48.825	121	24.040	218	23.230	168	218
4	3:36.089	2:40.780	87	30.663	188	24.646	<b>169</b>	188	10	1:46.031	50.399	121	24.858	218	30.774	47	218
5	1:39.621	51.638	117	24.493	<b>218</b>	23.490	168	<b>218</b>	11		5:02.140	119	24.585	216			216
6	1:36.098	48.936	119	24.107	216	<b>23.055</b>	169	216									

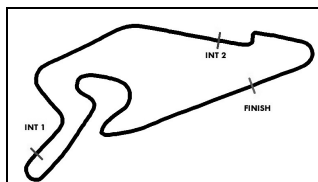
<b>23</b>	<b>Steibel, DEU</b>								<b>theoretical besttime:</b>								
1	3:37.687	2:23.625	<b>86</b>	<b>35.769</b>	<b>130</b>	38.293	58	<b>130</b>									

<b>26</b>	<b>Wolf, DEU</b>								<b>theoretical besttime: 1:37.057</b>								
1	2:28.130	1:31.639	109	29.304	151	27.187	167	151	9	6:07.118	5:18.595	119	24.688	215	23.835	168	215
2	1:45.760	54.020	115	27.070	160	24.670	170	160	10	1:37.910	49.729	115	24.445	217	23.736	169	217
3	1:47.344	54.854	117	26.785	156	25.705	153	156	11	1:37.970	49.836	117	24.447	218	23.687	167	218
4	1:39.208	51.027	118	24.457	218	23.724	<b>170</b>	218	12	1:40.000	51.660	118	24.488	218	23.852	169	218
5	<b>1:37.662</b>	49.894	111	24.407	218	<b>23.361</b>	170	218	13	1:42.282	49.684	117	<b>24.306</b>	<b>219</b>	28.292	59	<b>219</b>
6	1:37.942	<b>49.390</b>	116	24.430	216	24.122	164	216	14	2:13.760	1:24.842	119	24.517	217	24.401	168	217
7	1:38.171	49.972	116	24.393	218	23.806	168	218	15	1:38.498	50.265	117	24.513	218	23.720	169	218
8	1:43.089	50.073	116	24.415	215	28.601	59	215									

<b>27</b>	<b>Rodrigues, PRT</b>								<b>theoretical besttime: 1:37.211</b>								
1	2:19.041	1:25.192	112	27.423	151	26.426	167	151	9	4:14.379	3:23.321	112	25.375	209	25.683	170	209
2	1:41.484	51.563	121	25.357	211	24.564	171	211	10	1:42.676	50.699	120	24.752	203	27.225	170	203
3	1:39.217	50.241	122	24.825	215	24.151	170	215	11	1:37.761	49.387	122	24.483	216	23.891	172	216
4	1:38.318	50.008	<b>122</b>	24.348	216	23.962	170	216	12	1:37.616	49.303	122	24.267	217	24.046	170	217
5	1:39.262	50.153	117	24.867	197	24.242	170	197	13	1:51.699	53.056	103	31.160	123	27.483	174	123
6	1:38.121	49.808	119	24.553	215	<b>23.760</b>	169	215	14	1:40.758	49.404	122	24.935	214	26.419	172	214
7	1:38.150	49.892	119	24.436	<b>217</b>	23.822	171	<b>217</b>	15	1:38.682	50.025	121	24.576	216	24.081	171	216
8	1:48.246	51.218	119	24.615	201	32.413	59	201	16	<b>1:37.281</b>	<b>49.292</b>	<b>121</b>	<b>24.159</b>	<b>217</b>	23.830	172	217

<b>28</b>	<b>Eberle, CHE</b>								<b>theoretical besttime: 1:36.297</b>								
1	2:25.707	1:22.831	112	33.285	125	29.591	158	125	8	1:51.311	53.889	114	25.304	196	32.118	60	196
2	1:52.982	59.472	110	29.237	175	24.273	168	175	9	5:39.993	4:43.284	112	28.991	144	27.718	167	144
3	1:37.097	49.550	<b>120</b>	<b>24.146</b>	216	23.401	168	216	10	1:37.625	49.461	118	24.541	214	23.623	168	214
4	<b>1:36.708</b>	49.077	119	24.415	<b>217</b>	<b>23.216</b>	<b>169</b>	<b>217</b>	11	1:46.637	50.848	115	25.257	193	30.532	58	193
5	1:36.887	49.073	120	24.200	216	23.614	168	216	12	5:08.914	4:20.157	115	24.956	215	23.801	167	215
6	1:36.708	<b>48.935</b>	119	24.363	216	23.410	169	216	13	1:37.405	49.593	117	24.372	216	23.440	169	216
7	1:37.295	49.552	118	24.367	215	23.376	168	215									





# ADAC TCR Germany



## Sector List Free Practice 2

Provisional

**DMSB** Reg. Nr.: 908/17

Nürburgring, Length: 3629m

Air temperature: 19.49°C

Track temperature: 24.09°C

Weather condition: Dry

Friday, August 04, 2017 11:45:30

Lap	Time	SE1	SP1	SE2	SP2	SE3	SP3	TSP	Lap	Time	SE1	SP1	SE2	SP2	SE3	SP3	TSP
<b>32</b>	Xavier, CHE								<b>theoretical besttime: 1:39.652</b>								
1	3:14.412	2:11.394	104	34.579	177	28.439	160	177	9	1:50.620	<b>50.426</b>	<b>117</b>	24.966	203	35.228	53	203
2	1:50.728	56.834	114	27.764	194	26.130	163	194	10	3:50.586	2:57.011	116	26.136	210	27.439	166	210
3	1:45.541	54.106	114	26.078	213	25.357	164	213	11	1:40.906	51.260	115	25.191	213	24.455	167	213
4	1:45.181	53.377	115	26.794	214	25.010	164	214	12	1:40.692	50.756	111	25.041	213	24.895	166	213
5	1:42.550	52.405	115	25.637	212	24.508	165	212	13	1:47.085	50.453	113	<b>24.865</b>	<b>215</b>	31.767	59	<b>215</b>
6	1:41.139	51.082	116	25.429	214	24.628	166	214	14	2:28.627	1:37.703	105	26.478	214	24.446	165	214
7	1:40.382	50.905	117	25.113	213	24.364	165	213	15	2:00.858	1:08.773	111	27.599	209	24.486	159	209
8	<b>1:39.922</b>	50.566	115	24.995	213	<b>24.361</b>	166	213									

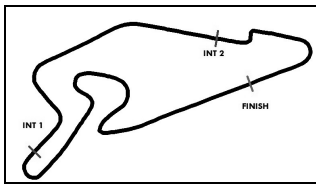
<b>35</b>	Rhyn, CHE								<b>theoretical besttime: 1:36.874</b>								
1	2:05.864	1:07.649	103	31.151	147	27.064	146	147	9	<b>1:37.207</b>	49.479	120	24.299	216	<b>23.429</b>	<b>169</b>	216
2	1:45.451	55.943	117	25.093	216	24.415	168	216	10	1:37.248	<b>49.275</b>	<b>121</b>	24.225	218	23.748	168	<b>218</b>
3	1:39.926	51.146	120	24.834	216	23.946	<b>170</b>	216	11	1:37.846	49.800	118	24.325	216	23.721	169	216
4	1:37.609	49.688	<b>122</b>	24.321	217	23.600	170	217	12	1:45.999	55.554	116	26.426	213	24.019	169	213
5	1:37.470	49.433	120	24.392	216	23.645	170	216	13	1:38.104	49.928	120	24.398	215	23.778	169	215
6	1:39.021	49.518	120	<b>24.170</b>	216	25.333	169	216	14	1:37.777	49.891	120	24.320	217	23.566	169	217
7	1:42.284	49.400	118	24.225	218	28.659	59	218	15	1:49.962	50.343	114	26.045	176	33.574	56	176
8	5:12.101	4:23.399	118	24.727	213	23.975	169	213	16								

<b>36</b>	Calcum, DEU								<b>theoretical besttime: 1:35.960</b>								
1	2:06.957	1:13.420	120	27.170	199	26.367	171	199	8	1:37.565	49.602	121	24.251	224	23.712	173	224
2	1:38.476	50.119	119	24.587	222	23.770	172	222	9	1:37.743	49.546	118	24.373	222	23.824	173	222
3	1:38.035	49.684	121	24.500	223	23.851	173	223	10	1:48.104	49.808	116	24.445	198	33.851	57	198
4	1:37.525	49.415	121	24.336	223	23.774	173	223	11	4:38.894	3:39.608	100	28.369	126	30.917	154	126
5	1:51.694	49.315	121	24.877	200	37.502	41	200	12	1:37.382	50.041	122	<b>24.002</b>	<b>224</b>	23.339	176	224
6	5:38.981	4:50.686	121	24.298	222	23.997	173	222	13	<b>1:35.991</b>	<b>48.667</b>	<b>123</b>	24.033	225	<b>23.291</b>	<b>175</b>	<b>225</b>
7	1:37.604	49.593	119	24.321	222	23.690	174	222	14		56.564	110	26.589	164			164

<b>38</b>	Wolfe, USA								<b>theoretical besttime: 1:37.037</b>								
1	2:41.968	1:43.813	109	31.622	118	26.533	152	118	8	1:51.473	50.736	116	24.706	179	36.031	48	179
2	1:57.102	55.668	114	25.864	199	35.570	47	199	9	3:47.616	2:59.177	119	24.376	213	24.063	168	213
3	4:01.343	3:09.192	87	27.451	210	24.700	166	210	10	1:49.238	49.378	119	24.515	214	35.345	46	214
4	1:39.909	50.111	119	25.309	167	24.489	168	167	11	3:34.176	2:42.755	75	26.883	209	24.538	165	209
5	1:38.046	49.482	117	24.610	214	23.954	167	214	12	1:42.266	52.574	116	24.577	187	25.115	168	187
6	1:37.589	49.518	<b>120</b>	24.351	213	23.720	167	213	13	1:49.851	49.485	119	24.650	216	35.716	44	<b>216</b>
7	<b>1:37.037</b>	<b>49.096</b>	117	<b>24.339</b>	214	<b>23.602</b>	166	214	14								

<b>39</b>	Thoma, CHE								<b>theoretical besttime: 1:36.242</b>								
1	3:08.103	2:13.349	115	29.403	197	25.351	166	197	8	4:26.443	3:32.239	110	26.911	194	27.293	164	194
2	1:39.730	50.957	118	24.895	214	23.878	<b>170</b>	214	9	1:40.109	51.850	120	24.536	213	23.723	170	213
3	1:37.871	49.620	118	24.459	215	23.792	167	215	10	1:36.476	48.941	118	24.213	215	<b>23.322</b>	<b>169</b>	215
4	2:12.165	1:01.676	86	35.295	128	35.194	42	128	11	<b>1:36.464</b>	<b>48.879</b>	<b>119</b>	<b>24.041</b>	<b>216</b>	23.544	169	<b>216</b>
5	4:08.881	3:19.866	115	24.854	207	24.161	169	207	12	1:43.578	48.999	120	24.580	201	29.999	58	201
6	1:38.173	49.892	116	24.519	214	23.762	168	214	13	3:30.620	2:42.600	116	24.251	215	23.769	168	215
7	1:45.330	49.886	116	24.719	214	30.725	58	214									

<b>40</b>	Koster, NLD								<b>theoretical besttime: 1:37.522</b>								
1	2:45.211	1:48.551	103	28.992	165	27.668	167	165	10	1:39.002	50.780	112	24.352	219	<b>23.870</b>	<b>170</b>	219
2	1:45.381	55.225	115	25.244	215	24.912	169	215	11	1:38.002	49.614	117	24.501	218	23.887	169	218
3	1:39.800	50.739	117	24.483	218	24.578	168	218	12	1:37.977	49.582	116	24.449	219	23.946	169	<b>219</b>
4	1:38.990	50.532	118	24.401	218	24.057	168	218	13	1:37.804	49.452	118	24.305	219	24.047	169	219
5	1:38.216	49.963	119	24.250	217	24.003	170	217	14	<del>1:37.060</del>	<del>49.397</del>	<del>119</del>	<del>24.397</del>	<del>220</del>	<del>23.266</del>	<del>169</del>	<del>220</del>
6	1:37.990	49.790	118	24.256	218	23.944	170	218	14	<b>1:37.570</b>	<b>49.430</b>	<b>118</b>	<b>24.222</b>	<b>219</b>	23.918	170	219
7	1:39.256	50.011	<b>120</b>	24.741	213	24.504	168	213	15	1:39.085	49.793	118	24.505	218	24.787	168	218
8	1:48.839	49.797	116	24.279	218	34.763	43	218	16	1:38.938	50.087	119	24.784	217	24.067	168	217
9	3:28.899	2:37.649	114	26.170	208	25.080	168	208									



# ADAC TCR Germany



## Sector List Free Practice 2

Provisional

**DMSB** Reg. Nr.: 908/17

Nürburgring, Length: 3629m

Air temperature: 19.49°C

Track temperature: 24.09°C

Weather condition: Dry

Friday, August 04, 2017 11:45:30

Lap	Time	SE1	SP1	SE2	SP2	SE3	SP3	TSP	Lap	Time	SE1	SP1	SE2	SP2	SE3	SP3	TSP
<b>41</b>	<b>Kirsch, DEU</b>								<b>theoretical besttime: 1:36.305</b>								
1	3:37.301	2:35.298	82	37.396	188	24.607	167	188	9	1:37.021	49.399	121	<b>24.193</b>	<b>219</b>	23.429	170	219
2	1:51.820	56.070	89	31.203	215	24.547	166	215	10	1:37.238	49.165	119	24.401	216	23.672	170	216
3	1:36.826	49.177	120	24.277	219	23.372	171	219	11	1:38.050	49.176	119	24.196	219	24.678	171	219
4	1:36.559	<b>48.761</b>	<b>123</b>	24.298	<b>219</b>	23.500	<b>172</b>	<b>219</b>	12	1:37.535	49.586	116	24.331	217	23.618	171	217
5	2:01.754	57.832	67	36.101	123	27.821	133	123	13	1:37.042	49.235	120	24.248	217	23.559	171	217
6	2:07.792	1:04.430	113	33.561	118	29.801	163	118	14	1:52.610	52.498	121	24.795	185	35.317	52	185
7	1:38.756	50.651	118	24.429	217	23.676	171	217	15		3:28.582	118	25.649	187			187
8	<b>1:36.518</b>	48.881	119	24.286	217	<b>23.351</b>	171	217									

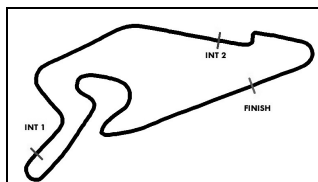
<b>42</b>	<b>Niedertscheider, AUT</b>								<b>theoretical besttime: 1:36.151</b>								
1	2:06.508	1:11.528	109	28.255	193	26.725	133	193	9	1:36.591	49.059	121	24.085	217	23.447	169	217
2	2:05.819	1:02.353	99	28.464	150	35.002	58	150	10	<b>1:36.258</b>	48.796	121	24.101	217	<b>23.361</b>	<b>169</b>	217
3	3:39.179	2:44.025	104	29.670	133	25.484	169	133	11	1:36.368	<b>48.707</b>	<b>121</b>	24.148	216	23.513	170	216
4	1:37.477	49.954	119	<b>24.083</b>	216	23.440	170	216	12	1:48.044	53.627	119	24.674	209	29.743	59	209
5	1:36.845	49.021	119	24.232	217	23.592	170	217	13	5:00.313	4:10.410	113	25.938	213	23.965	169	213
6	1:48.935	58.150	118	25.760	162	25.025	169	162	14	1:36.922	49.401	121	24.149	218	23.372	169	<b>218</b>
7	1:37.286	49.124	119	24.265	216	23.897	<b>170</b>	216	15	1:38.153	49.478	115	24.213	216	24.462	141	216
8	1:45.628	56.781	116	25.231	215	23.616	170	215									

<b>44</b>	<b>Kaibach, DEU</b>								<b>theoretical besttime: 1:36.849</b>								
1	2:31.007	1:29.337	97	33.593	135	28.077	165	135	9	<b>1:37.041</b>	49.412	118	<b>24.259</b>	<b>217</b>	<b>23.370</b>	<b>170</b>	217
2	1:52.449	56.366	105	31.896	170	24.187	169	170	10	1:37.524	49.301	117	24.666	215	23.557	171	215
3	1:40.419	50.397	120	24.572	215	25.450	170	215	11	1:37.999	49.591	118	24.782	213	23.626	169	213
4	1:41.054	50.135	118	27.138	200	23.781	<b>171</b>	200	12	1:37.910	49.559	118	24.352	219	23.999	170	<b>219</b>
5	1:37.444	49.434	114	24.591	218	23.419	170	218	13	1:46.856	50.576	113	26.814	200	29.466	56	200
6	1:37.171	<b>49.220</b>	<b>120</b>	24.517	216	23.434	170	216	14	2:49.719	2:01.572	113	24.517	219	23.630	169	219
7	1:58.608	50.950	112	32.744	123	34.914	33	123	15	1:38.340	50.079	115	24.506	217	23.755	169	217
8	5:32.366	4:43.969	115	24.550	214	23.847	170	214									

<b>54</b>	<b>Reicher, AUT</b>								<b>theoretical besttime: 1:37.336</b>								
1	3:16.903	2:18.582	81	30.537	180	27.784	155	180	10	1:40.047	50.029	116	25.834	217	24.184	168	217
2	1:45.593	54.720	115	26.479	214	24.394	167	214	11	<b>1:37.446</b>	49.540	119	<b>24.277</b>	<b>219</b>	23.629	169	219
3	1:38.791	50.316	118	24.560	218	23.915	167	218	12	1:38.090	49.715	116	24.441	219	23.934	168	219
4	1:38.082	49.686	116	24.475	217	23.921	168	217	13	1:37.727	49.810	118	24.351	219	<b>23.566</b>	<b>169</b>	<b>219</b>
5	1:37.797	<b>49.493</b>	<b>120</b>	24.392	216	23.912	167	216	14	1:37.921	49.675	114	24.574	217	23.672	168	217
6	1:44.179	49.713	116	24.449	216	30.017	59	216	15	1:38.877	50.038	116	24.687	219	24.152	168	219
7	3:27.369	2:37.104	113	25.504	213	24.761	167	213	16	1:39.184	50.487	117	24.655	218	24.042	168	218
8	1:39.252	50.905	115	24.639	217	23.708	166	217	17	1:38.786	49.888	119	24.625	218	24.273	167	218
9	1:37.622	49.623	115	24.355	216	23.644	168	216									

<b>64</b>	<b>Markert, DEU</b>								<b>theoretical besttime: 1:37.895</b>								
1	2:51.156	1:46.421	90	33.614	137	31.121	116	137	9	<b>1:38.205</b>	49.936	119	<b>24.366</b>	<b>218</b>	<b>23.903</b>	<b>169</b>	<b>218</b>
2	2:08.339	1:05.411	85	33.305	139	29.623	133	139	10	1:39.326	49.666	118	24.624	217	25.036	169	217
3	1:59.830	1:03.083	100	29.389	160	27.358	146	160	11	1:38.409	<b>49.626</b>	<b>115</b>	24.656	218	24.127	170	218
4	1:51.289	1:00.432	93	26.090	217	24.767	167	217	12	1:38.662	49.869	116	24.731	218	24.062	170	218
5	1:44.215	51.108	94	27.687	186	25.420	167	186	13	1:46.107	52.659	100	27.334	187	26.114	170	187
6	1:49.679	51.741	112	25.194	216	32.744	58	216	14	1:39.301	50.028	117	24.835	217	24.438	170	217
7	4:28.460	3:31.283	90	30.586	165	26.591	152	165	15		49.854	115	24.842	217			217
8	1:44.037	54.970	114	24.664	216	24.403	170	216									

<b>66</b>	<b>Jost, CHE</b>								<b>theoretical besttime: 1:36.173</b>								
1	1:57.008	1:03.412	111	28.223	169	25.373	167	169	8	4:48.275	3:52.286	115	31.601	191	24.388	169	191
2	1:49.463	50.433	115	30.795	146	28.235	159	146	9	1:37.623	49.507	117	24.228	216	23.888	170	216
3	1:47.057	56.817	102	26.449	210	23.791	170	210	10	1:43.145	49.430	117	24.208	217	29.507	60	217
4	1:37.333	49.689	118	24.128	219	23.516	<b>170</b>	219	11	3:13.348	2:22.866	119	24.423	217	26.059	170	217
5	<b>1:36.173</b>	<b>48.877</b>	<b>120</b>	<b>23.924</b>	218	<b>23.372</b>	170	218	12	1:48.125	49.767	118	25.386	173	32.972	58	173
6	1:37.240	49.347	118	23.995	<b>219</b>	23.898	170	<b>219</b>	13								
7	1:41.946	49.246	117	24.158	218	28.542	58	218									



# ADAC TCR Germany

## Sector List Free Practice 2



Provisional

**DMSB** Reg. Nr.: 908/17

Nürburgring, Length: 3629m

Air temperature: 19.49°C

Track temperature: 24.09°C

Weather condition: Dry

Friday, August 04, 2017 11:45:30

Lap	Time	SE1	SP1	SE2	SP2	SE3	SP3	TSP	Lap	Time	SE1	SP1	SE2	SP2	SE3	SP3	TSP
<b>78</b>	<b>Danz, CHE</b>								<b>theoretical besttime: 1:37.115</b>								
1	2:07.857	1:12.277	109	29.172	165	26.408	167	165	9	1:37.436	49.568	118	24.323	217	23.545	168	217
2	1:40.373	51.896	118	24.671	216	23.806	168	216	10	1:43.860	49.609	118	24.353	218	29.898	55	218
3	1:37.999	49.898	<b>120</b>	24.457	215	23.644	167	215	11	4:03.346	3:15.365	119	24.358	217	23.623	169	217
4	1:38.288	<b>49.477</b>	120	24.792	216	24.019	168	216	12	<b>1:37.312</b>	49.531	119	24.372	217	<b>23.409</b>	<b>169</b>	217
5	1:37.392	49.641	120	<b>24.229</b>	216	23.522	168	216	13	1:37.839	49.592	118	24.387	218	23.860	168	218
6	1:45.241	49.640	118	24.272	<b>218</b>	31.329	56	<b>218</b>	14	1:37.511	49.660	119	24.346	218	23.505	168	218
7	5:20.360	4:31.958	115	24.512	216	23.890	<b>169</b>	216	15	1:40.541	50.828	117	25.159	206	24.554	168	206
8	1:37.973	49.990	119	24.364	216	23.619	168	216									

<b>82</b>	<b>Kramwinkel, DEU</b>								<b>theoretical besttime: 1:39.141</b>								
1	3:22.844	2:08.980	87	42.910	96	30.954	156	96	8	1:46.639	50.525	114	24.868	216	31.246	59	216
2	1:58.678	1:04.585	116	25.825	173	28.268	159	173	9	4:14.511	3:24.185	114	25.320	207	25.006	165	207
3	1:46.689	55.993	115	26.159	216	24.537	166	216	10	1:42.581	50.999	117	27.004	189	24.578	166	189
4	1:43.063	53.726	116	24.905	215	24.432	167	215	11	1:40.822	50.507	119	26.153	195	24.162	168	195
5	1:40.315	50.578	113	25.419	214	24.318	166	214	12	1:48.197	50.602	115	25.118	216	32.477	59	<b>216</b>
6	1:40.051	51.161	116	24.875	216	24.015	167	216	13	6:09.615	5:20.929	117	<b>24.704</b>	<b>216</b>	23.982	166	216
7	<b>1:39.354</b>	<b>50.478</b>	115	24.917	215	<b>23.959</b>	167	215									

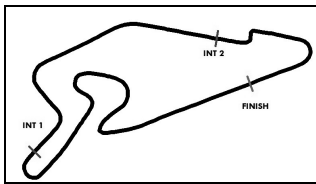
<b>84</b>	<b>Sandberg, NLD</b>								<b>theoretical besttime: 1:38.352</b>								
1	3:22.814	2:08.198	89	41.155	106	33.461	126	106	10	1:39.104	50.289	116	24.915	216	23.900	168	216
2	2:05.344	1:07.218	108	29.051	153	29.075	152	153	11	<b>1:38.639</b>	<b>50.001</b>	<b>119</b>	24.719	216	23.919	168	216
3	1:57.604	1:02.659	109	29.357	167	25.588	168	167	12	1:39.216	50.561	110	24.604	216	24.051	169	216
4	1:44.072	53.440	114	25.539	208	25.093	168	208	13	1:38.885	50.276	112	24.537	217	24.072	168	217
5	1:40.233	51.372	117	24.674	216	24.187	168	216	14	1:39.472	50.263	114	24.812	216	24.397	167	216
6	1:38.809	50.059	117	<b>24.473</b>	217	24.277	168	217	15	1:39.062	50.445	118	24.558	216	24.059	169	216
7	1:39.059	50.204	115	24.664	216	24.191	<b>170</b>	216	16	1:50.647	50.610	119	24.965	211	35.072	59	211
8	1:38.712	50.255	113	24.579	216	<b>23.878</b>	168	216	17	2:23.255	1:32.102	114	25.570	175	25.583	169	175
9	1:39.988	51.400	<b>119</b>	24.660	<b>217</b>	23.928	169	<b>217</b>									

<b>88</b>	<b>Oestreich, DEU</b>								<b>theoretical besttime: 1:36.147</b>								
1	3:06.935	2:12.743	118	29.444	199	24.748	166	199	7	1:37.243	49.342	121	24.279	216	23.622	168	216
2	1:39.395	50.697	119	25.074	213	23.624	170	213	8	1:44.588	49.401	121	24.930	213	30.257	57	213
3	1:37.068	49.363	122	24.327	216	23.378	168	216	9	4:06.261	3:11.771	111	29.612	152	24.878	170	152
4	1:36.851	49.124	122	24.356	216	<b>23.371</b>	170	216	10	<b>1:36.747</b>	<b>48.701</b>	<b>123</b>	24.644	214	23.402	170	214
5	1:44.052	49.243	120	24.490	216	30.319	58	216	11	1:43.670	48.902	123	<b>24.075</b>	<b>217</b>	30.693	59	<b>217</b>
6	4:11.576	3:22.759	119	24.931	215	23.886	169	215	12		4:58.398	96	27.966	194			194

<b>94</b>	<b>Richard, CHE</b>								<b>theoretical besttime: 1:37.545</b>								
1	2:16.196	1:24.551	115	27.035	194	24.610	165	194	9	5:34.675	4:45.229	117	25.254	211	24.192	169	211
2	1:40.534	51.693	116	24.751	215	24.090	168	215	10	1:39.161	49.933	118	25.524	216	23.704	169	216
3	1:38.929	50.699	117	24.556	214	23.674	168	214	11	1:39.041	50.616	119	24.742	215	23.683	169	215
4	2:02.699	1:07.823	100	30.270	168	24.606	168	168	12	<b>1:37.638</b>	<b>49.566</b>	<b>122</b>	<b>24.406</b>	<b>216</b>	23.666	169	<b>216</b>
5	1:39.020	50.169	117	24.878	213	23.973	169	213	13	1:37.810	49.787	121	24.450	216	<b>23.573</b>	<b>170</b>	216
6	1:39.832	51.379	116	24.696	215	23.757	168	215	14	1:37.998	49.729	120	24.642	216	23.627	169	216
7	1:38.655	50.159	119	24.721	216	23.775	169	216	15								
8	1:51.662	51.474	118	24.979	213	35.209	46	213									

<b>98</b>	<b>Lautenschlager, DEU</b>								<b>theoretical besttime: 1:37.109</b>								
1	2:21.380	1:27.174	116	28.690	167	25.516	168	167	9	1:37.550	49.499	121	24.360	218	23.691	171	218
2	1:40.661	51.382	118	24.624	206	24.655	169	206	10	1:37.400	49.300	120	24.289	220	23.811	171	220
3	1:39.672	51.148	117	24.544	218	23.980	169	218	11	<b>1:37.227</b>	<b>49.248</b>	<b>120</b>	24.260	219	23.719	169	219
4	1:39.280	50.303	116	24.867	<b>220</b>	24.110	169	<b>220</b>	12	1:47.671	51.280	109	31.391	180	25.000	169	180
5	1:39.111	50.506	120	24.524	219	24.081	168	219	13	1:37.481	49.321	121	<b>24.224</b>	<b>220</b>	23.936	168	220
6	1:39.134	50.298	118	24.608	218	24.228	168	218	14	1:37.565	49.463	120	24.465	219	<b>23.637</b>	<b>170</b>	219
7	1:47.622	50.628	117	24.574	219	32.420	59	219	15	1:44.366	49.894	120	24.400	220	30.072	53	220
8	4:30.794	3:40.372	117	25.649	187	24.773	168	187	16								





# ADAC TCR Germany

## Sector List Free Practice 2

Provisional



Nürburgring, Length: 3629m

Air temperature: 19.49°C

Track temperature: 24.09°C

Weather condition: Dry

**DMSB** Reg. Nr.: 908/17

Friday, August 04, 2017 11:45:30

Lap	Time	SE1	SP1	SE2	SP2	SE3	SP3	TSP	Lap	Time	SE1	SP1	SE2	SP2	SE3	SP3	TSP
<b>99</b>	Zimmermann, DEU								<b>theoretical besttime: 1:37.013</b>								
1	2:23.752	1:29.952	106	28.379	176	25.421	166	176	9	1:37.999	49.407	121	24.227	219	24.365	170	219
2	1:42.053	50.644	120	24.771	142	26.638	170	142	10	1:37.454	49.341	119	24.158	221	23.955	171	<b>221</b>
3	1:37.610	49.537	121	24.350	218	23.723	170	218	11	1:42.878	53.756	119	24.980	189	24.142	170	189
4	1:38.362	49.677	121	24.652	219	24.033	169	219	12	<b>1:37.065</b>	<b>49.320</b>	<b>120</b>	24.153	220	<b>23.592</b>	<b>171</b>	220
5	1:45.218	50.009	118	24.404	216	30.805	58	216	13	1:37.415	49.438	121	<b>24.101</b>	<b>220</b>	23.876	171	220
6	5:57.885	5:07.849	112	25.414	214	24.622	167	214	14	1:46.906	50.560	116	25.507	219	30.839	53	219
7	1:39.331	51.156	120	24.330	219	23.845	170	219	15								
8	1:37.426	49.704	<b>121</b>	24.122	219	23.600	170	219									