

ADAC Formel 4

Result List Free Practice 1



Provisional

DMSB Reg. Nr.: 930/17



Nürburgring, Length: 3629m

Air temperature: 18.7°C

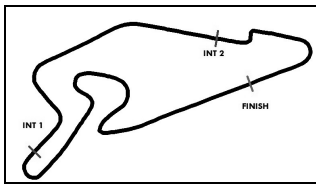
Track temperature: 21.4°C

Weather condition: Dry

Friday, August 04, 2017 9:20:00

started : 27 classified : 27 not classified : 0

Nr.	Drivers	Team	Lap	Best Time	Gap	Diff	Kph	Day Time
Cl.	Car	Competitor						
1	9 M.Armstrong(ITA) ADAC Formel 4 powered by Abarth	(T) Prema Powerteam SRL(ITA) Prema Powerteam SRL	21	1:28.086			148.3	9:58:25
2	33 J.Aberdein(DEU) ADAC Formel 4 powered by Abarth	(T) Motopark(DEU) Motopark	13	1:28.383	0.297	0.297	147.8	9:58:04
3	4 S.Flörsch(DEU) ADAC Formel 4 powered by Abarth	ADAC Berlin-Brandenburg e.V.(DEU) ADAC Berlin-Brandenburg e.V.	19	1:28.446	0.360	0.063	147.7	9:59:11
4	27 N.Nielsen(DNK) ADAC Formel 4 powered by Abarth	US Racing(DEU) US Racing	17	1:28.460	0.374	0.014	147.6	9:55:47
5	13 F.Scherer(CHE) ADAC Formel 4 powered by Abarth	(T) US Racing(DEU) US Racing	8	1:28.501	0.415	0.041	147.6	9:32:59
6	28 K.Schramm(DEU) ADAC Formel 4 powered by Abarth	US Racing(DEU) US Racing	15	1:28.510	0.424	0.009	147.6	9:50:50
7	18 J.Hanses(DEU) ADAC Formel 4 powered by Abarth	(T) US Racing(DEU) US Racing	6	1:28.593	0.507	0.083	147.4	9:29:17
8	74 E.Fittipaldi(ITA) R ADAC Formel 4 powered by Abarth	Prema Powerteam SRL(ITA) Prema Powerteam SRL	20	1:28.621	0.535	0.028	147.4	9:56:55
9	42 L.Hoogenboom(NLD) ADAC Formel 4 powered by Abarth	(T) Motopark(DEU) Motopark	17	1:28.634	0.548	0.013	147.3	9:55:50
10	44 J.Vips(ITA) ADAC Formel 4 powered by Abarth	(T) Prema Powerteam SRL(ITA) Prema Powerteam SRL	16	1:28.669	0.583	0.035	147.3	9:50:28
11	1 F.Drugovich(ITA) ADAC Formel 4 powered by Abarth	(T) Van Amersfoort Racing(NLD) Van Amersfoort Racing	10	1:28.673	0.587	0.004	147.3	9:38:06
12	64 O.Caldwell(GBR) ADAC Formel 4 powered by Abarth	ADAC Berlin-Brandenburg e.V.(DEU) ADAC Berlin-Brandenburg e.V.	19	1:28.782	0.696	0.109	147.1	9:59:00
13	2 F.Vesti(DNK) ADAC Formel 4 powered by Abarth	(T) Van Amersfoort Racing(NLD) Van Amersfoort Racing	19	1:28.783	0.697	0.001	147.1	9:55:12
14	3 L.Gachot(GBR) ADAC Formel 4 powered by Abarth	Van Amersfoort Racing(NLD) Van Amersfoort Racing	16	1:28.801	0.715	0.018	147.1	9:51:21
15	68 J.Correa(ITA) ADAC Formel 4 powered by Abarth	Prema Powerteam SRL(ITA) Prema Powerteam SRL	20	1:28.836	0.750	0.035	147.0	9:55:56
16	7 O.Söderström(SWE) ADAC Formel 4 powered by Abarth	(T) ADAC Berlin-Brandenburg e.V.(DEU) ADAC Berlin-Brandenburg e.V.	10	1:28.900	0.814	0.064	146.9	9:39:18
17	81 M.Waldherr(DEU) ADAC Formel 4 powered by Abarth	(T) Neuhauser Racing Team(AUT) Neuhauser Racing Team	11	1:28.989	0.903	0.089	146.8	9:38:49
18	41 A.Petrov(ITA) ADAC Formel 4 powered by Abarth	DR Formula(PRT) DR Formula	21	1:29.041	0.955	0.052	146.7	10:01:06
19	99 C.Weerts(BEL) R ADAC Formel 4 powered by Abarth	Motopark(DEU) Motopark	13	1:29.061	0.975	0.020	146.6	9:54:35
20	5 L.Zendeli(DEU) ADAC Formel 4 powered by Abarth	(T) ADAC Berlin-Brandenburg e.V.(DEU) ADAC Berlin-Brandenburg e.V.	17	1:29.078	0.992	0.017	146.6	9:56:32
21	80 A.Estner(DEU) ADAC Formel 4 powered by Abarth	(T) Neuhauser Racing Team(AUT) Neuhauser Racing Team	22	1:29.105	1.019	0.027	146.6	9:58:34
22	98 C.Piro(DEU) ADAC Formel 4 powered by Abarth	(T) Team Piro Sports Interdental(DEU) Team Piro Sports Interdental	17	1:29.204	1.118	0.099	146.4	9:56:45
23	11 M.Wishofer(AUT) R ADAC Formel 4 powered by Abarth	(T) Lechner Racing(AUT) Lechner Racing	19	1:29.238	1.152	0.034	146.3	9:56:27
24	10 R.Wagner(DEU) R ADAC Formel 4 powered by Abarth	(T) Lechner Racing(AUT) Lechner Racing	19	1:29.990	1.904	0.752	145.1	9:56:53
25	6 T.Beckhäuser(CZE) R ADAC Formel 4 powered by Abarth	ADAC Berlin-Brandenburg e.V.(DEU) ADAC Berlin-Brandenburg e.V.	10	1:30.162	2.076	0.172	144.8	9:41:14
26	26 L.Heinrich(DEU) R ADAC Formel 4 powered by Abarth	(T) Rennsport Rössler(DEU) Rennsport Rössler	19	1:30.468	2.382	0.306	144.4	9:58:31



ADAC Formel 4

Result List Free Practice 1



Provisional

DMSB Reg. Nr.: 930/17

Friday, August 04, 2017 9:20:00



Nürburgring, Length: 3629m
 Air temperature: 18.7°C
 Track temperature: 21.4°C
 Weather condition: Dry

started : 27 classified : 27 not classified : 0

Nr. Drivers	Cl. Car	Team	Competitor	Lap	Best Time	Gap	Diff	Kph	Day Time
27	25	D.Ghattas(DEU)	(T) Team Piro Sports Interdental(DEU)	12	1:30.728	2.642	0.260	143.9	9:41:03
	R	ADAC Formel 4 powered by Abarth	Team Piro Sports Interdental						
Did not start									
83		K.Moreira-Laliberte(CHE)	Van Amersfoort Racing(NLD)						
		ADAC Formel 4 powered by Abarth	Van Amersfoort Racing						

T = nominated for the team classification

Subject to final scrutineering!

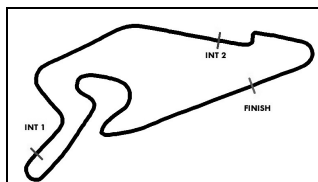
Publication time:	Clerk of the Course: Michael Bork	Timekeeper: Steffen Ruhl
-------------------	-----------------------------------	--------------------------

ver: 1.0

www.adac.de/motorsport

Page 2 / 2 printed: 4.8.2017 10:08





ADAC Formel 4

Sector List Free Practice 1



Provisional

DMSB Reg. Nr.: 930/17



Nürburgring, Length: 3629m

Air temperature: 18.75°C

Track temperature: 21.66°C

Weather condition: Dry

Friday, August 04, 2017 9:20:00

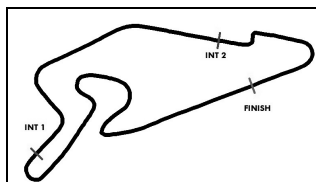
Lap	Time	SE1	SP1	SE2	SP2	SE3	SP3	TSP	Lap	Time	SE1	SP1	SE2	SP2	SE3	SP3	TSP
1 Drugovich, ITA									theoretical besttime: 1:28.626								
1	2:26.079	1:27.012	122	26.060	173	33.007	44	173	12	1:28.812	45.083	131	22.428	218	21.301	175	218
2	3:46.892	3:01.583	130	23.437	203	21.872	169	203	13	1:34.455	45.375	131	22.638	218	26.442	56	218
3	1:30.218	46.022	131	22.739	216	21.457	176	216	14	4:01.732	3:16.917	131	22.561	217	22.254	175	217
4	1:29.391	45.249	133	22.704	217	21.438	174	217	15	1:29.113	45.292	131	22.528	217	21.293	176	217
5	1:28.894	45.145	132	22.506	218	21.243	177	218	16	1:28.911	45.085	131	22.524	217	21.302	177	217
6	1:29.868	45.373	132	22.652	220	21.843	176	220	17	1:28.701	45.051	132	22.376	218	21.274	176	218
7	1:28.846	45.166	131	22.465	218	21.215	175	218	18	1:29.145	45.339	132	22.445	218	21.361	175	218
8	1:28.777	45.142	131	22.383	219	21.252	175	219	19	1:28.782	45.113	132	22.443	217	21.226	176	217
9	1:28.752	45.035	131	22.458	216	21.259	175	216	20	1:40.408	48.715	105	27.504	163	24.189	176	163
10	1:28.673	45.050	131	22.387	216	21.236	175	216	21	1:29.035	45.110	133	22.403	218	21.522	177	218
11	1:28.835	45.176	132	22.390	217	21.269	175	217	22	1:35.545	45.299	132	22.560	219	27.686	38	219

2 Vesti, DNK									theoretical besttime: 1:28.732								
1	2:27.592	1:30.379	122	25.463	181	31.750	53	181	13	5:14.615	4:30.225	130	22.665	216	21.725	174	216
2	3:30.009	2:44.159	127	23.387	212	22.463	172	212	14	1:29.468	45.353	130	22.688	213	21.427	175	213
3	1:31.711	46.762	132	22.747	217	22.202	172	217	15	1:29.064	45.208	129	22.518	216	21.338	171	216
4	1:30.358	45.867	130	22.725	216	21.766	175	216	16	1:29.167	45.110	129	22.460	217	21.597	175	217
5	1:29.586	45.392	132	22.673	216	21.521	175	216	17	1:29.754	45.843	131	22.506	216	21.405	176	216
6	1:29.841	45.588	131	22.750	215	21.503	175	215	18	1:28.916	45.033	130	22.563	216	21.320	176	216
7	1:29.188	45.210	132	22.577	216	21.401	175	216	19	1:28.783	45.084	130	22.455	217	21.244	176	217
8	1:29.320	45.377	131	22.482	217	21.461	176	217	20	1:28.986	45.147	128	22.523	217	21.316	175	217
9	1:29.632	45.429	131	22.722	215	21.481	175	215	21	1:37.247	53.001	122	22.745	216	21.501	177	216
10	1:29.108	45.227	129	22.520	215	21.361	174	215	22	1:29.109	45.242	130	22.571	216	21.296	175	216
11	1:29.144	45.197	130	22.491	215	21.456	175	215	23	1:29.187	45.220	131	22.581	216	21.386	174	216
12	1:36.385	45.614	130	22.842	216	27.929	54	216									

3 Gachot, GBR									theoretical besttime: 1:28.770								
1	2:13.831	1:12.780	120	25.412	167	35.639	46	167	12	1:35.197	45.292	132	22.391	217	27.514	56	217
2	5:19.730	4:33.720	129	23.553	207	22.457	171	207	13	4:19.160	3:34.713	131	22.977	218	21.470	175	218
3	1:30.938	46.392	130	22.668	217	21.878	174	217	14	1:28.977	45.215	132	22.412	216	21.350	175	216
4	1:30.030	45.878	133	22.582	216	21.570	175	216	15	1:29.100	45.308	131	22.434	216	21.358	175	216
5	1:29.853	45.516	131	22.516	218	21.821	175	218	16	1:28.801	45.157	133	22.346	217	21.298	175	217
6	1:29.303	45.379	132	22.506	216	21.418	175	216	17	1:29.150	45.249	131	22.463	217	21.438	174	217
7	1:29.188	45.284	131	22.469	216	21.435	175	216	18	1:29.343	45.505	131	22.473	217	21.365	175	217
8	1:29.208	45.437	131	22.502	216	21.269	175	216	19	1:38.270	47.148	90	29.370	189	21.752	175	189
9	1:29.197	45.234	131	22.439	218	21.524	177	218	20	1:29.059	45.156	131	22.474	217	21.429	175	217
10	1:29.550	45.449	132	22.442	217	21.659	174	217	21	1:29.046	45.232	132	22.447	219	21.367	175	219
11	1:29.052	45.224	131	22.417	217	21.411	175	217	22	1:29.160	45.155	131	22.593	216	21.412	175	216

4 Flörsch, DEU									theoretical besttime: 1:28.384								
1	2:45.797	1:37.585	105	30.034	132	38.178	46	132	11	1:34.204	45.244	132	22.363	216	26.597	174	216
2	4:43.536	3:52.536	106	26.525	189	24.475	155	189	12	1:28.835	45.210	132	22.327	214	21.298	174	214
3	1:34.704	49.105	129	23.406	211	22.193	172	211	13	1:28.722	45.092	131	22.395	216	21.235	175	216
4	1:39.088	47.802	132	23.017	211	28.269	51	211	14	1:28.640	45.088	131	22.296	217	21.256	176	217
5	4:16.854	3:32.275	130	22.986	210	21.593	175	210	15	1:36.500	45.771	130	22.741	214	27.988	41	214
6	1:29.928	45.764	132	22.638	215	21.526	176	215	16	4:42.123	3:58.139	131	22.581	215	21.403	175	215
7	1:29.210	45.473	133	22.416	214	21.321	176	214	17	1:28.708	45.117	133	22.334	216	21.257	175	216
8	1:28.982	45.157	133	22.486	214	21.339	175	214	18	1:28.801	45.146	132	22.389	216	21.266	175	216
9	1:28.803	45.131	134	22.365	215	21.307	176	215	19	1:28.446	44.895	133	22.355	216	21.196	176	216
10	1:28.808	45.211	133	22.348	217	21.249	175	217	20	1:28.566	44.932	133	22.293	216	21.341	175	216

5 Zendeli, DEU									theoretical besttime: 1:28.947								
1	2:11.812	1:11.738	120	25.882	187	34.192	40	187	11	7:45.831	6:58.305	95	24.393	164	23.133	175	164
2	5:19.744	4:33.438	125	23.681	204	22.625	171	204	12	1:30.153	45.571	132	23.034	216	21.548	175	216
3	1:36.349	47.363	129	26.979	200	22.007	174	200	13	1:29.288	45.355	132	22.535	216	21.398	176	216
4	1:30.204	45.777	131	22.716	216	21.711	175	216	14	1:29.304	45.394	130	22.525	216	21.385	177	216
5	1:29.725	45.576	132	22.579	216	21.570	175	216	15	1:29.182	45.287	132	22.457	216	21.438	176	216
6	1:29.666	45.520	130	22.653	217	21.493	177	217	16	1:30.972	47.163	132	22.413	216	21.396	175	216
7	1:29.495	45.515	134	22.533	216	21.447	175	216	17	1:29.078	45.240	131	22.437	216	21.401	175	216
8	1:32.294	45.357		25.251	192	21.686	176	192	18	1:29.099	45.149	132	22.495	216	21.455	175	216



ADAC Formel 4

Sector List Free Practice 1



Provisional

DMSB Reg. Nr.: 930/17



Nürburgring, Length: 3629m

Air temperature: 18.75°C

Track temperature: 21.66°C

Weather condition: Dry

Friday, August 04, 2017 9:20:00

Lap	Time	SE1	SP1	SE2	SP2	SE3	SP3	TSP	Lap	Time	SE1	SP1	SE2	SP2	SE3	SP3	TSP
9	1:31.757	47.734	131	22.632	215	21.391	175	215	19	1:34.223	49.927	130	22.731	216	21.565	176	216
10	1:36.740	45.291	130	22.949	213	28.500	56	213	20	1:29.153	45.230	133	22.458	216	21.465	175	216

6 Beckhäuser, CZE

theoretical besttime: 1:29.889

1	2:30.537	1:29.898	95	28.238	177	32.401	55	177	11	1:30.228	45.731	132	22.797	213	21.700	175	213
2	6:24.498	5:22.820	107	25.011	210	36.667	167	210	12	1:31.751	47.114	132	22.775	215	21.862	174	215
3	1:36.886	49.702	126	24.304	211	22.880	174	211	13	1:36.471	46.045	132	22.607	215	27.819	56	215
4	1:33.193	47.085	129	23.185	214	22.923	175	214	14	5:19.192	4:33.965	132	23.202	211	22.025	174	211
5	1:31.309	46.538	129	22.815	215	21.956	175	215	15	1:30.541	46.120	131	22.655	214	21.766	175	214
6	1:33.762	48.261	129	23.105	190	22.396	174	190	16	1:30.276	45.708	133	22.804	215	21.764	175	215
7	1:31.740	46.982	127	22.882	214	21.876	175	214	17	1:30.178	45.746	133	22.793	214	21.639	175	214
8	1:31.022	46.348	130	22.852	215	21.822	174	215	18	1:30.542	45.643	130	22.973	215	21.926	174	215
9	1:30.556	45.838	131	22.657	214	22.061	173	214	19	1:30.211	45.662	133	22.746	215	21.803	175	215
10	1:30.162	45.708	132	22.662	214	21.792	174	214	20	2:09.877	45.832	131	55.557	195	28.488	56	195

7 Söderström, SWE

theoretical besttime: 1:28.731

1	2:47.515	1:55.685	112	27.182	164	24.648	162	164	12	1:35.690	45.622	132	22.606	213	27.462	48	213
2	1:41.791	48.849	129	23.432	204	29.510	52	204	13	5:09.865	4:25.888	132	22.539	216	21.438	174	216
3	4:21.284	3:36.017	130	22.976	198	22.291	173	198	14	1:29.300	45.265	133	22.543	214	21.492	173	214
4	1:30.758	46.301	131	22.796	219	21.661	174	219	15	1:29.210	45.429	132	22.541	214	21.240	175	214
5	1:29.584	45.538	131	22.472	213	21.574	175	213	16	1:29.096	45.308	133	22.401	214	21.387	175	214
6	1:29.209	45.419	131	22.406	216	21.384	174	216	17	1:29.471	45.568	131	22.482	215	21.421	176	215
7	1:29.788	45.263	132	22.887	212	21.638	174	212	18	1:29.151	45.210	132	22.574	215	21.367	175	215
8	1:29.335	45.264	133	22.510	214	21.561	170	214	19	1:35.532	51.206	132	22.588	215	21.738	173	215
9	1:29.634	45.816	130	22.497	214	21.321	173	214	20	1:28.966	45.091	132	22.486	216	21.389	174	216
10	1:28.900	45.174	132	22.435	213	21.291	173	213	21	1:28.911	45.127	131	22.513	214	21.271	174	214
11	1:29.093	45.241	132	22.400	215	21.452	173	215	22	1:28.993	45.201	132	22.497	213	21.295	174	213

9 Armstrong, ITA

theoretical besttime: 1:28.064

1	2:09.279	1:09.613	119	26.203	183	33.463	44	183	12	1:28.559	44.976	127	22.369	216	21.214	175	216
2	4:36.783	3:49.756	125	24.028	210	22.999	170	210	13	1:34.665	45.070	129	22.323	217	27.272	56	217
3	1:32.383	46.971	130	23.317	208	22.095	172	208	14	4:27.421	3:36.895	80	28.039	184	22.487	174	184
4	1:31.109	46.212	130	23.028	207	21.869	174	207	15	1:30.540	46.465	128	22.780	216	21.295	175	216
5	1:32.331	47.675	124	23.182	214	21.474	174	214	16	1:28.413	44.980	131	22.258	216	21.175	175	216
6	1:29.138	45.248	131	22.506	215	21.384	175	215	17	1:28.547	44.846	133	22.364	218	21.337	175	218
7	1:28.499	44.979	131	22.375	216	21.145	175	216	18	1:28.265	44.888	132	22.289	218	21.088	177	218
8	1:28.473	45.016	131	22.387	216	21.070	175	216	19	1:31.513	45.757	130	23.134	188	22.622	177	188
9	1:28.467	44.976	131	22.334	216	21.157	175	216	20	1:28.487	44.951	132	22.330	217	21.206	176	217
10	1:42.380	54.830	116	24.338	203	23.212	175	203	21	1:28.086	44.743	132	22.251	217	21.092	176	217
11	1:31.897	48.063	131	22.564	215	21.270	175	215	22	1:38.024	45.971	130	22.813	217	29.240	52	217

10 Wagner, DEU

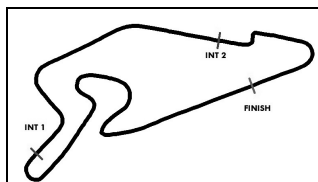
theoretical besttime: 1:29.906

1	2:33.341	1:29.862	119	29.599	97	33.880	53	97	12	1:30.755	45.847	128	22.967	215	21.941	172	215
2	2:59.967	2:12.889	129	24.265	210	22.813	153	210	13	1:30.420	45.799	126	22.875	215	21.746	173	215
3	1:32.727	47.697	131	23.137	217	21.893	172	217	14	1:36.061	46.327	129	22.946	215	26.788	54	215
4	1:31.851	46.802	125	23.059	214	21.990	174	214	15	4:39.375	3:47.799	123	27.222	121	24.354	170	121
5	1:31.729	46.710	131	23.075	214	21.944	173	214	16	1:33.544	47.648	127	23.756	212	22.140	175	212
6	1:31.118	46.016	132	23.114	213	21.988	173	213	17	1:30.931	46.060	132	22.819	216	22.052	168	216
7	1:30.797	45.984		22.931	214	21.882	174	214	18	1:30.575	46.111	130	22.834	216	21.630	175	216
8	1:31.569	46.702	132	23.057	214	21.810	173	214	19	1:29.990	45.535	131	22.864	216	21.591	175	216
9	1:36.920	45.857	128	22.974	214	28.089	53	214	20	1:30.286	45.615	130	22.923	214	21.748	174	214
10	3:39.886	2:54.528	130	23.165	210	22.193	174	210	21	1:29.990	45.505	131	22.810	215	21.675	175	215
11	1:31.006	45.932	129	23.014	214	22.060	173	214	22	1:38.306	45.727	132	22.930	216	29.649	53	216

11 Wishofer, AUT

theoretical besttime: 1:29.178

1	2:16.373	1:15.455	117	26.275	156	34.643	49	156	12	1:29.651	45.510	130	22.706	217	21.435	175	217
2	2:26.542	1:40.196	128	24.078	178	22.268	168	178	13	1:29.773	45.401	130	22.639	215	21.733	173	215
3	1:31.386	46.475	130	23.157	210	21.754	174	210	14	1:29.686	45.513	130	22.642	214	21.531	174	214
4	1:30.506	46.209	131	22.769	216	21.528	174	216	15	1:35.393	45.461	123	22.815	216	27.117	53	216
5	1:29.887	45.615	129	22.705	216	21.567	174	216	16	4:59.175	4:10.856	123	25.229	157	23.090	164	157
6	1:30.017	45.572	128	22.756	216	21.689	175	216	17	1:32.830	48.277	129	22.848	217	21.705	175	217
7	1:29.701	45.406	129	22.762	216	21.533	174	216	18	1:29.816	45.634	131	22.667	216	21.515	175	216



ADAC Formel 4

Sector List Free Practice 1



Provisional

DMSB Reg. Nr.: 930/17



Nürburgring, Length: 3629m

Air temperature: 18.75°C

Track temperature: 21.66°C

Weather condition: Dry

Friday, August 04, 2017 9:20:00

Lap	Time	SE1	SP1	SE2	SP2	SE3	SP3	TSP	Lap	Time	SE1	SP1	SE2	SP2	SE3	SP3	TSP
8	1:36.386	45.570	123	23.670	207	27.146	56	207	19	1:29.238	45.312	131	22.560	216	21.366	175	216
9	4:00.996	3:16.626	131	22.753	215	21.617	175	215	20	1:29.332	45.322	131	22.703	215	21.307	175	215
10	1:29.930	45.834	130	22.651	215	21.445	175	215	21	1:29.855	45.405	131	22.573	216	21.877	174	216
11	1:30.151	45.538	130	22.613	216	22.000	174	216	22	1:29.462	45.311	131	22.672	216	21.479	173	216

13 Scherer, CHE

theoretical besttime: 1:28.289

1	2:00.116	58.712	124	24.884	175	36.520	51	175	12	1:28.889	45.262	132	22.324	216	21.303	178	216
2	2:01.853	1:16.294	128	23.511	209	22.048	176	209	13	1:32.571	45.409	131	22.308	219	24.854	171	219
3	1:31.274	46.401	130	22.950	216	21.923	174	216	14	1:29.380	45.838	130	22.316	218	21.226	178	218
4	1:30.073	46.014	130	22.519	216	21.540	177	216	15	1:28.996	45.151	132	22.400	218	21.445	178	218
5	1:29.186	45.641	131	22.267	217	21.278	177	217	16	1:28.559	44.956	130	22.282	216	21.321	178	216
6	1:29.273	45.491	129	22.417	216	21.365	178	216	17	1:28.571	45.024	130	22.365	218	21.182	178	218
7	1:28.781	45.271	130	22.247	220	21.263	178	220	18	1:35.747	45.002	127	29.329	207	21.416	178	207
8	1:28.501	45.094	131	22.274	216	21.133	178	216	19	1:29.963	44.928	130	22.579	197	22.456	178	197
9	1:30.604	44.950	131	22.228	215	23.426	177	215	20	1:29.641	45.191	131	22.384	218	22.066	178	218
10	1:35.911	45.013	130	22.236	216	28.662	55	216	21	1:36.473	45.181	130	22.390	216	28.902	53	216
11	10:01.456	9:14.060	130	25.077	156	22.319	178	156									

18 Hanses, DEU

theoretical besttime: 1:28.528

1	1:44.044	55.283	121	25.196	173	23.565	164	173	11	1:29.006	45.179	132	22.470	217	21.357	175	217
2	1:34.475	49.215	127	23.286	202	21.974	176	202	12	1:28.792	45.098	132	22.359	217	21.335	174	217
3	1:29.844	45.685	130	22.631	218	21.528	176	218	13	1:29.517	45.803	131	22.427	217	21.287	176	217
4	1:29.560	45.383	130	22.681	218	21.496	177	218	14	1:29.239	45.506	132	22.440	218	21.293	176	218
5	1:30.642	46.683	131	22.429	217	21.530	176	217	15	1:29.187	45.178	130	22.633	217	21.376	177	217
6	1:28.593	45.015	131	22.395	217	21.183	176	217	16	1:28.717	45.197	131	22.345	218	21.175	177	218
7	1:29.023	45.115	132	22.442	217	21.466	176	217	17	1:28.681	45.008	131	22.416	219	21.257	178	219
8	1:28.956	45.209	130	22.466	217	21.281	177	217	18	1:31.127	46.131	127	23.471	216	21.525	173	216
9	1:34.396	45.245	131	22.580	218	26.571	56	218	19	1:32.494	48.350	132	22.685	218	21.459	176	218
10	12:32.472	11:48.012	129	22.873	216	21.587	175	216	20	1:39.687	47.583	124	23.716	216	28.388	56	216

25 Ghattas, DEU

theoretical besttime: 1:30.515

1	3:04.499	2:03.545	120	27.882	154	33.072	54	154	11	1:31.416	46.581	129	22.868	213	21.967	173	213
2	2:36.716	1:49.025	126	24.346	208	23.345	170	208	12	1:30.728	46.066	130	22.736	213	21.926	172	213
3	1:35.366	49.086	129	23.269	212	23.011	172	212	13	1:38.069	46.945	130	22.856	214	28.268	56	214
4	1:32.904	47.264	128	23.068	212	22.572	171	212	14	8:25.332	7:39.561	123	23.202	213	22.569	172	213
5	1:32.701	47.050	129	23.067	211	22.584	173	211	15	1:31.778	46.730	129	23.047	213	22.001	172	213
6	1:32.265	46.800	128	23.100	211	22.365	173	211	16	1:30.742	45.942	130	22.896	211	21.904	173	211
7	1:31.772	46.916	128	22.894	213	21.962	173	213	17	1:30.924	45.939	130	23.145	213	21.840	173	213
8	1:31.139	46.237	129	22.907	212	21.995	171	212	18	1:33.922	47.309	129	24.556	212	22.057	173	212
9	1:31.887	46.540	126	23.258	211	22.089	173	211	19	1:31.427	46.743	130	22.803	215	21.881	174	215
10	1:31.730	46.744	129	22.930	213	22.056	174	213	20	1:38.673	46.033	131	23.032	210	29.608	56	210

26 Heinrich, DEU

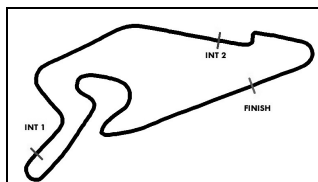
theoretical besttime: 1:30.386

1	3:51.673	3:02.855	118	24.940	204	23.878	166	204	11	1:30.804	46.042	123	22.912	212	21.850	172	212
2	1:35.307	48.513	118	23.965	207	22.829	171	207	12	1:30.864	45.982	125	22.987	211	21.895	172	211
3	1:32.563	47.196	127	23.186	211	22.181	170	211	13	1:31.197	46.315	127	22.931	212	21.951	172	212
4	1:31.378	46.333	127	22.975	211	22.070	171	211	14	1:31.029	46.469	127	22.865	214	21.695	173	214
5	1:32.716	46.100	127	24.092	205	22.524	171	205	15	1:36.312	45.874	128	22.847	213	27.591	54	213
6	1:37.973	46.581	128	23.086	210	28.306	53	210	16	4:57.944	4:13.103	129	22.977	214	21.864	173	214
7	5:03.143	4:17.893	127	23.101	210	22.149	170	210	17	1:32.818	46.909	127	23.081	196	22.828	174	196
8	1:31.661	46.584	129	23.028	212	22.049	171	212	18	1:30.782	46.102	126	22.942	217	21.738	173	217
9	1:31.006	46.201	127	22.891	213	21.914	171	213	19	1:30.468	45.844	126	22.853	215	21.771	173	215
10	1:31.066	46.334	126	22.886	213	21.846	172	213	20	1:31.311	46.582	125	22.934	216	21.795	173	216

27 Nielsen, DNK

theoretical besttime: 1:28.415

1	2:02.233	59.562	123	24.652	179	38.019	49	179	11	1:28.683	44.952	130	22.431	216	21.300	174	216
2	2:12.230	1:26.439	129	23.617	208	22.174	167	208	12	1:28.645	45.009	131	22.388	216	21.248	174	216
3	1:31.210	46.517	129	22.969	209	21.724	169	209	13	1:28.489	44.927	130	22.371	216	21.191	176	216
4	1:30.411	45.829	131	22.635	216	21.947	173	216	14	1:33.773	45.173	130	22.402	216	26.198	55	216
5	1:29.507	45.220	131	22.498	215	21.789	174	215	15	5:22.496	4:35.082	110	25.889	214	21.525	173	214
6	1:28.581	44.934	132	22.411	216	21.236	175	216	16	1:30.086	46.347	130	22.495	215	21.244	174	215
7	1:28.470	44.901	130	22.388	216	21.181	176	216	17	1:28.460	44.870	131	22.364	215	21.226	175	215



ADAC Formel 4

Sector List Free Practice 1



Provisional

DMSB Reg. Nr.: 930/17



Nürburgring, Length: 3629m

Air temperature: 18.75°C

Track temperature: 21.66°C

Weather condition: Dry

Friday, August 04, 2017 9:20:00

Lap	Time	SE1	SP1	SE2	SP2	SE3	SP3	TSP	Lap	Time	SE1	SP1	SE2	SP2	SE3	SP3	TSP
8	1:34.996	45.212	131	22.472	218	27.312	56	218	18	1:28.648	44.929	130	22.461	216	21.258	174	216
9	6:39.091	5:43.643	128	33.422	176	22.026	172	176	19	1:35.734	50.596	127	23.536	214	21.602	174	214
10	1:29.141	45.231	131	22.528	214	21.382	173	214	20	1:29.374	45.014	131	22.850	213	21.510	174	213

28 Schramm, DEU

theoretical besttime: 1:28.399

1	2:06.391	1:00.225	123	25.110	152	41.056	35	152	12	1:29.017	45.249	132	22.442	217	21.326	177	217
2	2:18.002	1:32.646	128	23.095	215	22.261	175	215	13	1:28.557	44.919	132	22.372	218	21.266	176	218
3	1:31.520	46.859	131	22.672	216	21.989	173	216	14	1:30.031	45.677	125	22.939	218	21.415	176	218
4	1:30.415	45.992	132	22.745	216	21.678	175	216	15	1:28.510	45.030	131	22.326	219	21.154	177	219
5	1:30.314	45.785	131	22.742	216	21.787	175	216	16	1:29.404	45.165	130	22.662	217	21.577	176	217
6	1:29.247	45.499	131	22.424	217	21.324	176	217	17	1:28.817	45.051	131	22.396	219	21.370	176	219
7	1:28.902	45.199	130	22.375	218	21.328	177	218	18	1:32.330	46.086	121	24.771	211	21.473	177	211
8	1:28.961	45.227	132	22.345	218	21.389	176	218	19	1:28.689	45.003	129	22.361	218	21.325	176	218
9	1:28.860	45.029	132	22.384	218	21.447	173	218	20	1:28.903	44.985	132	22.653	217	21.265	177	217
10	1:36.109	45.218	130	22.337	217	28.554	56	217	21	1:28.856	45.109	132	22.377	219	21.370	177	219
11	8:25.635	7:41.154	127	22.968	216	21.513	175	216	22	1:38.758	46.060	107	29.705	163	22.993	175	163

33 Aberdein, DEU

theoretical besttime: 1:28.230

1	19:33.807	18:42.194	123	26.378	159	25.235	142	159	8	1:28.622	45.091	131	22.364	216	21.167	176	216
2	1:37.832	51.565	127	24.268	184	21.999	173	184	9	1:28.485	44.930	130	22.267	217	21.288	175	217
3	1:32.505	48.461	131	22.653	212	21.391	176	212	10	1:28.803	45.040	132	22.317	216	21.446	175	216
4	1:30.206	45.793	131	23.072	209	21.341	174	209	11	1:40.713	55.246	131	23.994	199	21.473	176	199
5	1:28.973	45.229	131	22.456	215	21.288	175	215	12	1:28.519	44.919	131	22.348	218	21.252	176	218
6	1:28.573	44.931	131	22.422	217	21.220	175	217	13	1:28.383	44.796	131	22.358	217	21.229	177	217
7	1:48.613	59.647	99	26.962	200	22.004	175	200	14	1:36.673	45.306	131	22.565	218	28.802	50	218

41 Petrov, ITA

theoretical besttime: 1:28.949

1	2:35.595	1:46.649	117	25.310	191	23.636	165	191	12	7:13.309	6:29.082	131	22.741	214	21.486	174	214
2	1:34.448	48.903	127	23.198	216	22.347	173	216	13	1:29.613	45.178	130	22.694	212	21.741	174	212
3	1:31.728	46.778	129	22.905	213	22.045	175	213	14	1:29.634	45.109	131	22.620	215	21.905	173	215
4	1:30.342	46.291	132	22.625	217	21.426	174	217	15	1:29.798	45.606	129	22.567	215	21.625	174	215
5	1:30.958	45.575	133	22.517	216	22.866	174	216	16	1:33.898	45.296	130	22.712	215	25.890	56	215
6	1:29.520	45.475	132	22.594	216	21.451	174	216	17	4:05.270	3:21.190	130	22.613	215	21.467	176	215
7	1:29.355	45.271	132	22.623	214	21.461	175	214	18	1:29.806	45.213	131	23.173	214	21.420	169	214
8	1:29.851	45.241	130	22.732	218	21.878	175	218	19	1:29.766	45.390	131	22.854	215	21.522	173	215
9	1:29.855	45.328	133	23.056	214	21.471	174	214	20	1:29.316	45.309	132	22.673	214	21.334	174	214
10	1:29.660	45.378	131	22.590	216	21.692	170	216	21	1:29.041	45.153	131	22.565	215	21.323	174	215
11	1:35.116	45.780	130	22.775	212	26.561	55	212									

42 Hoogenboom, NLD

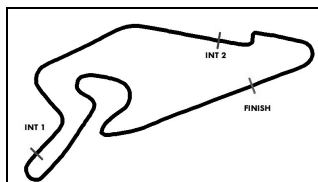
theoretical besttime: 1:28.444

1	6:52.659	6:05.333	123	24.349	188	22.977	165	188	11	6:27.716	5:41.391	130	22.594	216	23.731	160	216
2	1:34.205	49.141	130	23.097	213	21.967	172	213	12	1:29.704	45.941	130	22.400	216	21.363	175	216
3	1:30.515	46.154	131	22.796	214	21.565	174	214	13	1:29.162	45.456	131	22.327	216	21.379	175	216
4	1:29.685	45.659	131	22.549	214	21.477	175	214	14	1:28.746	45.136	132	22.209	217	21.401	174	217
5	1:29.036	45.315	133	22.388	214	21.333	175	214	15	1:29.746	45.587	131	22.340	217	21.819	174	217
6	1:30.382	45.285	132	22.497	214	22.600	174	214	16	1:28.780	45.161	132	22.328	216	21.291	175	216
7	1:29.133	45.286	132	22.389	216	21.458	174	216	17	1:28.634	44.944	132	22.281	215	21.409	175	215
8	1:28.936	45.122	131	22.388	215	21.426	175	215	18	1:28.803	45.154	131	22.306	216	21.343	175	216
9	1:29.156	45.461	129	22.389	215	21.306	174	215	19	1:34.637	45.047	131	22.444	216	27.146	50	216
10	1:34.187	45.079	131	22.361	216	26.747	55	216									

44 Vips, ITA

theoretical besttime: 1:28.615

1	2:10.184	1:11.109	120	24.908	189	34.167	39	189	12	1:35.802	45.863	128	22.469	214	27.470	53	214
2	4:11.877	3:21.556	119	25.943	202	24.378	156	202	13	4:04.933	3:19.187	127	23.999	207	21.747	175	207
3	1:38.381	50.872	127	24.605	206	22.904	168	206	14	1:29.097	45.350	131	22.405	216	21.342	175	216
4	1:35.817	49.246	127	24.228	207	22.343	173	207	15	1:28.772	45.021	131	22.467	215	21.284	175	215
5	1:32.969	47.436	125	23.587	210	21.946	174	210	16	1:28.669	45.048	130	22.411	216	21.210	175	216
6	1:37.899	52.835	129	22.979	212	22.085	177	212	17	1:36.438	45.097	132	25.692	128	25.649	175	128
7	1:29.708	45.730	131	22.565	215	21.413	175	215	18	1:33.080	47.631	60	23.913	218	21.536	175	218
8	1:29.033	45.180	129	22.474	215	21.379	175	215	19	1:28.925	45.185	131	22.428	216	21.312	176	216
9	1:32.166	45.184	131	22.757	167	24.225	175	167	20	1:28.831	45.000	130	22.516	216	21.315	176	216



ADAC Formel 4

Sector List Free Practice 1



Provisional

DMSB Reg. Nr.: 930/17



Nürburgring, Length: 3629m

Air temperature: 18.75°C

Track temperature: 21.66°C

Weather condition: Dry

Friday, August 04, 2017 9:20:00

Lap	Time	SE1	SP1	SE2	SP2	SE3	SP3	TSP	Lap	Time	SE1	SP1	SE2	SP2	SE3	SP3	TSP
10	1:28.997	45.209	130	22.446	215	21.342	174	215	21	1:37.066	51.087	126	23.453	208	22.526	175	208
11	1:33.217	45.239	130	22.492	209	25.486	175	209	22	1:35.217	45.284	130	22.544	214	27.389	53	214

64 Caldwell, GBR

theoretical besttime: 1:28.557

1	2:49.127	1:50.149	53	30.369	173	28.609	157	173	11	1:29.026	45.031	133	22.469	215	21.526	175	215
2	1:50.351	51.425	122	23.653	202	35.273	55	202	12	1:47.027	45.254	133	22.566	216	39.207	54	216
3	4:55.380	4:08.649	126	23.954	210	22.777	172	210	13	6:42.652	5:58.096	128	22.977	213	21.579	175	213
4	1:31.904	46.651	131	23.118	212	22.135	173	212	14	1:29.610	45.548	133	22.607	216	21.455	175	216
5	1:31.113	46.445	133	22.793	214	21.875	174	214	15	1:29.009	45.109	131	22.475	216	21.425	176	216
6	1:29.972	45.598	132	22.699	214	21.675	175	214	16	1:29.176	45.262	133	22.535	217	21.379	177	217
7	1:29.888	45.537	132	22.626	214	21.725	174	214	17	1:29.154	45.256	131	22.531	217	21.367	177	217
8	1:29.727	45.573	131	22.630	213	21.524	174	213	18	1:28.957	44.880	130	22.639	215	21.438	176	215
9	1:29.278	45.071	133	22.619	214	21.588	175	214	19	1:28.782	45.017	130	22.516	217	21.249	176	217
10	1:29.385	45.242	131	22.550	215	21.593	174	215	20	1:29.765	45.148	132	22.428	216	22.189	174	216

68 Correa, ITA

theoretical besttime: 1:28.705

1	2:21.183	1:23.149	122	24.323	208	33.711	48	208	12	1:34.824	45.274	131	22.372	215	27.178	49	215
2	4:17.449	3:31.113	126	23.652	210	22.684	169	210	13	3:39.136	2:55.099	130	22.724	216	21.313	173	216
3	1:32.414	47.313	130	23.040	210	22.061	169	210	14	1:29.805	45.275	130	22.415	216	22.115	173	216
4	1:30.822	46.590	129	22.683	212	21.549	174	212	15	1:29.094	45.319	130	22.473	216	21.302	173	216
5	1:29.729	45.553	131	22.718	214	21.458	174	214	16	1:29.464	45.479	129	22.622	213	21.363	174	213
6	1:29.677	45.755	130	22.502	214	21.420	174	214	17	1:28.975	45.265	130	22.401	216	21.309	175	216
7	1:28.987	45.271	131	22.448	215	21.268	174	215	18	1:29.164	45.216	131	22.593	216	21.355	173	216
8	1:29.197	45.331	131	22.447	216	21.419	175	216	19	1:28.856	45.169	131	22.427	216	21.260	174	216
9	1:29.031	45.294	131	22.401	217	21.336	174	217	20	1:28.836	45.111	130	22.491	214	21.234	175	214
10	1:40.023	48.158	115	29.340	143	22.525	174	143	21	1:28.979	45.169	131	22.445	215	21.365	174	215
11	1:29.107	45.323	130	22.360	216	21.424	174	216	22	1:46.772	45.355	130	22.566	216	38.851	43	216

74 Fittipaldi, ITA

theoretical besttime: 1:28.513

1	2:18.749	1:18.302	113	25.763	184	34.684	53	184	12	1:31.954	45.772	125	24.149	192	22.033	175	192
2	4:15.518	3:27.818	121	24.269	210	23.431	167	210	13	1:29.081	45.251	130	22.501	216	21.329	176	216
3	1:35.270	49.100	125	23.605	209	22.565	167	209	14	1:28.912	45.107	131	22.504	216	21.301	174	216
4	1:34.286	48.626	95	23.707	208	21.953	175	208	15	1:28.760	44.983	131	22.383	216	21.394	175	216
5	1:30.557	46.067	130	22.859	216	21.631	175	216	16	1:28.797	45.087	130	22.443	216	21.267	175	216
6	1:29.737	45.796	131	22.342	217	21.599	174	217	17	1:28.854	45.117	132	22.364	217	21.373	176	217
7	1:29.009	45.154	131	22.465	216	21.390	175	216	18	1:32.352	48.593	130	22.497	217	21.262	175	217
8	1:28.658	45.062	131	22.363	216	21.233	176	216	19	1:32.164	45.018	130	24.445	171	22.701	176	171
9	1:29.162	45.143	129	22.572	216	21.447	175	216	20	1:28.621	45.058	131	22.347	217	21.216	176	217
10	1:43.737	48.030	125	24.358	201	31.349	53	201	21	1:28.654	44.955	130	22.379	217	21.320	176	217
11	4:30.807	3:45.834	128	23.147	209	21.826	174	209	22	1:38.693	46.029	130	22.778	217	29.886	53	217

80 Estner, DEU

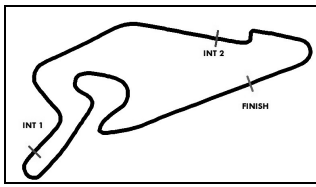
theoretical besttime: 1:29.022

1	2:07.861	1:05.056	120	27.295	155	35.510	34	155	13	5:11.650	4:27.131	128	22.854	215	21.665	173	215
2	2:41.861	1:54.895	126	24.324	177	22.642	171	177	14	1:29.788	45.509	128	22.633	216	21.646	174	216
3	1:31.847	46.869	127	23.127	211	21.851	174	211	15	1:29.237	45.204	129	22.600	216	21.433	174	216
4	1:30.367	45.934	129	22.823	216	21.610	174	216	16	1:29.480	45.456	131	22.616	216	21.408	174	216
5	1:29.876	45.662	130	22.744	216	21.470	174	216	17	1:30.030	45.389	129	22.925	219	21.716	174	219
6	1:29.456	45.338	130	22.689	216	21.429	174	216	18	1:30.865	45.358	132	22.612	217	22.895	174	217
7	1:29.532	45.434	131	22.608	216	21.490	175	216	19	1:29.713	45.485	130	22.653	216	21.575	175	216
8	1:30.742	45.237	129	22.545	217	22.960	174	217	20	1:29.304	45.247	128	22.660	216	21.397	175	216
9	1:29.637	45.391	129	22.663	216	21.583	174	216	21	1:29.472	45.399	130	22.606	216	21.467	175	216
10	1:29.407	45.286	128	22.667	216	21.454	174	216	22	1:29.105	45.134	130	22.628	216	21.343	175	216
11	1:29.513	45.365	129	22.719	216	21.429	174	216	23	1:29.571	45.447	130	22.599	217	21.525	174	217
12	1:35.480	45.238	129	22.955	215	27.287	54	215									

81 Waldherr, DEU

theoretical besttime: 1:28.838

1	2:25.314	1:24.559	118	27.909	160	32.846	48	160	12	1:36.418	45.337	131	22.558	215	28.523	54	215
2	2:56.992	2:10.947	127	23.541	212	22.504	170	212	13	6:37.725	5:53.381	129	22.872	213	21.472	173	213
3	1:31.575	46.883	130	22.922	215	21.770	173	215	14	1:29.849	45.898	130	22.645	214	21.306	173	214
4	1:30.094	45.992	130	22.625	214	21.477	173	214	15	1:29.451	45.659	132	22.546	215	21.246	175	215
5	1:29.631	45.531	129	22.684	213	21.416	173	213	16	1:30.264	46.237	129	22.513	213	21.514	174	213
6	1:29.752	45.534	130	22.787	213	21.431	174	213	17	1:29.487	45.626	130	22.527	214	21.334	174	214



ADAC Formel 4

Sector List Free Practice 1



Provisional

DMSB Reg. Nr.: 930/17

Friday, August 04, 2017 9:20:00



Nürburgring, Length: 3629m
 Air temperature: 18.75°C
 Track temperature: 21.66°C
 Weather condition: Dry

Lap	Time	SE1	SP1	SE2	SP2	SE3	SP3	TSP	Lap	Time	SE1	SP1	SE2	SP2	SE3	SP3	TSP
7	1:29.288	45.342	131	22.402	215	21.544	174	215	18	1:29.327	45.458	131	22.481	214	21.388	174	214
8	1:29.430	45.532	131	22.598	213	21.300	174	213	19	1:29.153	45.319	130	22.561	214	21.273	175	214
9	1:29.103	45.229	131	22.529	214	21.345	174	214	20	1:30.758	46.899	130	22.580	215	21.279	175	215
10	1:29.331	45.455	131	22.587	213	21.289	174	213	21	1:29.208	45.398	130	22.506	216	21.304	175	216
11	1:28.989	45.210	130	22.553	213	21.226	174	213	22	1:29.620	45.281	128	22.677	213	21.662	174	213

98 Piro, DEU

theoretical besttime: 1:29.082

1	3:10.890	2:03.006	122	31.113	113	36.771	55	113	11	1:29.452	45.380	130	22.605	215	21.467	175	215
2	2:57.607	2:09.757	126	24.662	188	23.188	171	188	12	1:38.500	45.365	131	22.572	216	30.563	49	216
3	1:31.965	47.179	134	22.824	214	21.962	174	214	13	9:29.383	8:44.546	131	22.919	215	21.918	173	215
4	1:30.329	46.011	130	22.740	215	21.578	174	215	14	1:29.885	45.677	132	22.636	215	21.572	176	215
5	1:30.083	45.564	131	22.859	215	21.660	174	215	15	1:29.310	45.408	130	22.553	216	21.349	176	216
6	1:30.942	45.709	128	22.718	215	22.515	176	215	16	1:29.280	45.305	133	22.522	217	21.453	175	217
7	1:29.392	45.468	131	22.562	216	21.362	175	216	17	1:29.204	45.260	132	22.533	217	21.411	175	217
8	1:29.504	45.490	130	22.557	217	21.457	175	217	18	1:35.425	49.673	95	24.251	216	21.501	176	216
9	1:29.571	45.530	131	22.531	216	21.510	175	216	19	1:29.427	45.444	131	22.473	217	21.510	175	217
10	1:29.357	45.293	132	22.522	215	21.542	174	215	20	1:30.021	45.327	130	22.865	216	21.829	175	216

99 Weerts, BEL

theoretical besttime: 1:28.978

1	6:09.737	5:18.859	120	26.556	153	24.322	162	153	10	2:09.762	1:23.218	128	24.271	159	22.273	175	159
2	1:37.129	48.725	126	25.297	172	23.107	168	172	11	1:31.966	45.685	130	23.180	168	23.101	175	168
3	1:32.073	47.500	129	22.932	215	21.641	174	215	12	1:29.460	45.527	130	22.554	215	21.379	175	215
4	1:29.849	45.619	130	22.778	215	21.452	175	215	13	1:29.061	45.270	130	22.584	216	21.207	174	216
5	1:29.626	45.533	130	22.649	215	21.444	174	215	14	1:32.738	47.931	129	23.101	214	21.706	174	214
6	1:29.557	45.458	130	22.574	217	21.525	175	217	15	1:29.166	45.355	130	22.501	216	21.310	174	216
7	1:29.241	45.351	130	22.555	215	21.335	174	215	16	1:29.989	45.992	128	22.661	216	21.336	173	216
8	1:35.313	45.408	128	22.590	216	27.315	54	216	17	1:29.926	45.497	129	22.589	216	21.840	173	216
9	11:01.868	10:10.635	127	23.256	212	27.977	51	212									