

ADAC TCR Germany

Result List Free Practice 1



Provisional

DMSB Reg. Nr.: 908/17

Nürburgring, Length: 3629m

Air temperature: 17.66°C

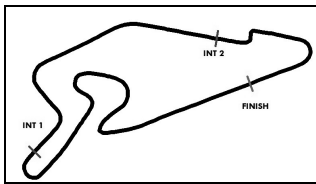
Track temperature: 20.69°C

Weather condition: Dry

Friday, August 04, 2017 8:30:00

started : 39 classified : 39 not classified : 0

	Nr. Drivers	Team	Lap	Best Time	Gap	Diff	Kph	Day Time
	Cl. Car	Competitor						
1	7 M.Halder(DEU) SEAT Leon TCR	Wolf-Power Racing 2 Wolf-Power Racing	9	1:36.081			135.9	8:52:19
2	22 H.Proczyk(AUT) SEAT Leon TCR	HP Racing HP Racing	8	1:36.209	0.128	0.128	135.7	8:43:38
3	41 S.Kirsch(DEU) Honda Civic TCR	Honda Team ADAC Sachsen ADAC Sachsen e.V.	6	1:36.345	0.264	0.136	135.6	8:41:47
4	19 M.Hofer(AUT) Audi RS 3 LMS	AC 1927 Mayen e.V. im ADAC AC 1927 Mayen e.V. im ADAC	6	1:36.392	0.311	0.047	135.5	8:40:48
5	18 S.van der Linde(ZAF) Audi RS 3 LMS	AC 1927 Mayen e.V. im ADAC AC 1927 Mayen e.V. im ADAC	9	1:36.430	0.349	0.038	135.4	9:04:10
6	42 L.Niedertscheider(AUT) SEAT Leon TCR	Niedertscheider Motorsport(AUT) Niedertscheider Motorsport	11	1:36.463	0.382	0.033	135.4	8:53:14
7	14 N.Langeveld(NLD) Audi RS 3 LMS	Racing One Racing One GmbH	7	1:36.505	0.424	0.042	135.3	8:42:12
8	10 A.Buri(FIN) Audi RS 3 LMS	LMS Racing(FIN) LMS Racing	8	1:36.521	0.440	0.016	135.3	8:43:46
9	28 P.Eberle(CHE) SEAT Leon TCR	Steibel Motorsport(CZE) Pascal Eberle	6	1:36.531	0.450	0.010	135.3	8:41:31
10	36 D.Calcum(DEU) Opel Astra TCR	Schlaeppli Race-Tec(CHE) Schlaeppli Race-Tec	6	1:36.611	0.530	0.080	135.2	8:40:22
11	44 S.Kaibach(DEU) Audi RS 3 LMS	Aust Motorsport(DEU) Aust Motorsport	5	1:36.623	0.542	0.012	135.2	8:40:13
12	2 A.Morgan(GBR) SEAT Leon TCR	Wolf-Power Racing 2 Wolf-Power Racing	5	1:36.880	0.799	0.257	134.8	8:38:38
13	17 J.Preisig(CHE) Opel Astra TCR	Lubner Motorsport(DEU) Lubner Motorsport	10	1:36.906	0.825	0.026	134.8	8:50:37
14	78 F.Danz(CHE) SEAT Leon TCR	Schlaeppli Race-Tec(CHE) Schlaeppli Race-Tec	5	1:36.926	0.845	0.020	134.7	8:39:02
15	13 K.Jordan(DEU) VW Golf GTI TCR	Racing One Racing One GmbH	15	1:36.951	0.870	0.025	134.7	9:04:28
16	11 J.Schmarl(AUT) Honda Civic TCR	Target Competition AUT-POR Target srl.	6	1:37.053	0.972	0.102	134.6	8:40:44
17	99 T.Zimmermann(DEU) Audi RS 3 LMS	Target Competition GER Target srl.	11	1:37.096	1.015	0.043	134.5	9:03:05
18	39 F.Thoma(CHE) VW Golf GTI TCR	JUNIOR TEAM ENGSTLER(DEU) LIQUI MOLY Team Engstler	6	1:37.145	1.064	0.049	134.4	8:42:12
19	88 M.Oestreich(DEU) Honda Civic TCR	Honda Team ADAC Sachsen ADAC Sachsen e.V.	7	1:37.190	1.109	0.045	134.4	8:43:40
20	8 L.Engstler(DEU) R VW Golf GTI TCR	JUNIOR TEAM ENGSTLER(DEU) LIQUI MOLY Team Engstler	8	1:37.222	1.141	0.032	134.3	8:45:46
21	94 K.Richard(CHE) Honda Civic TCR	Target Competition UK-SUI(GBR) Target srl.	8	1:37.289	1.208	0.067	134.2	8:43:52
22	26 T.Wolf(DEU) R Audi RS 3 LMS	Aust Motorsport(DEU) Aust Motorsport	12	1:37.543	1.462	0.254	133.9	8:56:41
23	27 J.Rodrigues(PRT) Honda Civic TCR	Target Competition AUT-POR Target srl.	12	1:37.560	1.479	0.017	133.9	8:50:48
24	35 R.Rhyn(CHE) R SEAT Leon TCR	TOPCAR Sport TOPCAR Sport	10	1:37.605	1.524	0.045	133.8	8:51:00
25	66 R.Jost(CHE) SEAT Leon TCR	TOPCAR Sport TOPCAR Sport	7	1:37.713	1.632	0.108	133.7	8:43:45
26	1 J.Files(GBR) Honda Civic TCR	Target Competition UK-SUI(GBR) Target srl.	7	1:37.782	1.701	0.069	133.6	8:49:06



ADAC TCR Germany

Result List Free Practice 1



Provisional

DMSB Reg. Nr.: 908/17

Friday, August 04, 2017 8:30:00

Nürburgring, Length: 3629m

Air temperature: 17.66°C

Track temperature: 20.69°C

Weather condition: Dry

started : 39 classified : 39 not classified : 0

Nr.	Drivers	Team	Lap	Best Time	Gap	Diff	Kph	Day Time
Cl.	Car	Competitor						
27	98 T.Lautenschlager(DEU) Audi RS 3 LMS	Target Competition GER Target srl.	9	1:37.786	1.705	0.004	133.6	8:45:48
28	3 G.Rdest(POL) Audi RS 3 LMS	Target Competition SWE-POL Target srl.	6	1:37.922	1.841	0.136	133.4	8:40:43
29	20 N.Kankkunen(FIN) Audi RS 3 LMS	LMS Racing(FIN) LMS Racing	11	1:38.241	2.160	0.319	132.9	8:52:44
30	12 S.Larsson(SWE) Audi RS 3 LMS	Target Competition SWE-POL Target srl.	10	1:38.340	2.259	0.099	132.8	8:47:31
31	82 T.Kramwinkel(DEU) Audi RS 3 LMS	GermanFLAVOURS Racing GermanFLAVOURS Racing	6	1:38.543	2.462	0.203	132.5	8:41:39
32	38 J.Wolfe(USA) VW Golf GTI TCR	TEAM ENGSTLER USA LIQUI MOLY Team Engstler	8	1:38.598	2.517	0.055	132.5	8:51:22
33	9 S.Goede(DEU) VW Golf GTI TCR	TEAM ENGSTLER USA LIQUI MOLY Team Engstler	10	1:38.654	2.573	0.056	132.4	8:51:02
34	40 D.Koster(NLD) Audi RS 3 LMS	Certainty Racing Team(NLD) Dillon Koster	14	1:38.830	2.749	0.176	132.1	8:57:35
35	64 S.Markert(DEU) Audi RS 3 LMS	GermanFLAVOURS Racing ADAC Berlin-Brandenburg e.V.	10	1:39.012	2.931	0.182	131.9	8:53:12
36	54 S.Reicher(AUT) R Audi RS 3 LMS	Certainty Racing Team(NLD) Certainty Racing Team BV	11	1:39.195	3.114	0.183	131.7	8:51:58
37	84 M.Sandberg(NLD) Audi RS 3 LMS	Racing One 2 Racing One GmbH	17	1:39.799	3.718	0.604	130.9	9:06:18
38	23 S.Steibel(DEU) VW Golf GTI TCR	Steibel Motorsport(CZE) AMC-Burgau e.V.	3	1:41.833	5.752	2.034	128.2	8:36:54
39	32 G.Xavier(CHE) R SEAT Leon TCR	Young Driver Challenge(DEU) Young Driver Challenge	16	1:43.325	7.244	1.492	126.4	9:03:33

Subject to final scrutineering!

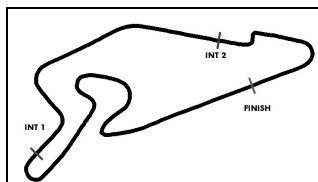
Publication time:	Clerk of the Course: Michael Bork	Timekeeper: Steffen Ruhl
-------------------	-----------------------------------	--------------------------

ver: 1.0

www.adac.de/motorsport

Page 2/ 2 printed: 4.8.2017 9:11

CERTINA
S W I S S W A T C H E S



ADAC TCR Germany



Sector List Free Practice 1

Provisional

DMSB Reg. Nr.: 908/17

Nürburgring, Length: 3629m

Air temperature: 17.66°C

Track temperature: 20.59°C

Weather condition: Dry

Friday, August 04, 2017 8:30:00

Lap	Time	SE1	SP1	SE2	SP2	SE3	SP3	TSP	Lap	Time	SE1	SP1	SE2	SP2	SE3	SP3	TSP
1 Files, GBR									theoretical besttime: 1:37.631								
1	2:02.739	1:11.108	103	26.419	209	25.212	169	209	6	1:38.158	50.022	116	24.593	218	23.543	170	218
2	1:43.677	54.256	118	25.018	217	24.403	171	217	7	1:37.782	49.833	120	24.255	217	23.694	169	217
3	1:38.741	50.388	117	24.571	219	23.782	175	219	8	1:43.727	49.938	117	24.428	216	29.361	57	216
4	1:45.084	50.184	117	24.445	219	30.455	56	219	9		14:21.006	117	28.199	183			183
5	8:39.780	7:51.635	120	24.455	218	23.690	173	218									

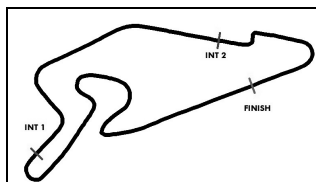
2 Morgan, GBR									theoretical besttime: 1:36.581								
1	2:04.205	1:11.672	110	27.210	196	25.323	166	196	9	1:37.855	49.576	118	24.504	214	23.775	167	214
2	1:41.522	52.304	114	25.150	206	24.068	168	206	10	1:39.239	50.843	117	24.604	212	23.792	168	212
3	1:38.034	49.852	115	24.461	213	23.721	167	213	11	1:37.701	49.627	116	24.337	215	23.737	168	215
4	1:37.521	49.750	118	24.197	216	23.574	167	216	12	1:48.505	52.150	118	24.486	214	31.869	60	214
5	1:36.880	49.630	117	24.324	214	22.926	167	214	13	6:37.417	5:48.829	117	24.767	213	23.821	168	213
6	1:47.286	50.782	110	27.096	171	29.408	55	171	14	1:40.659	50.459	118	25.274	165	24.926	169	165
7	4:01.573	3:12.242	114	24.561	212	24.770	168	212	15	1:37.832	49.721	118	24.444	214	23.667	167	214
8	1:37.313	49.458	118	24.315	214	23.540	167	214	16	1:51.348	49.921	116	24.450	215	36.977	37	215

3 Rdest, POL									theoretical besttime: 1:37.855								
1	2:18.576	1:17.075	112	33.249	117	28.252	160	117	8	1:40.022	49.986	117	24.910	219	25.126	170	219
2	1:46.828	54.581	118	26.570	198	25.677	166	198	9	1:38.104	49.751	119	24.448	217	23.905	170	217
3	1:40.861	51.893	120	24.907	216	24.061	170	216	10	1:38.748	50.248	115	24.519	218	23.981	168	218
4	1:40.249	50.306	117	25.130	219	24.813	165	219	11	1:38.604	50.031	117	24.641	218	23.932	170	218
5	1:38.730	50.182	117	24.595	218	23.953	169	218	12	1:42.258	50.039	114	24.630	219	27.589	92	219
6	1:37.922	49.770	118	24.430	219	23.722	170	219	13	2:46.220	1:24.766	89	36.837	98	44.617	45	98
7	1:38.021	49.750	118	24.383	219	23.888	170	219									

7 Halder, DEU									theoretical besttime: 1:35.904								
1	6:57.235	6:01.083	100	30.789	170	25.363	166	170	10	1:36.489	48.947	121	24.131	219	23.411	172	219
2	1:44.380	54.030	121	26.047	199	24.303	171	199	11	1:36.536	49.202	121	24.143	219	23.191	171	219
3	1:38.070	49.945	122	24.553	218	23.572	171	218	12	1:49.556	53.239	118	25.278	175	31.039	57	175
4	1:36.291	49.109	123	24.082	219	23.100	171	219	13	3:59.501	3:11.221	120	24.605	218	23.675	172	218
5	1:36.383	49.368	123	23.970	219	23.045	171	219	14	1:37.079	49.286	121	24.141	219	23.652	172	219
6	1:48.133	49.386	122	24.136	194	34.611	42	194	15	1:37.543	50.002	121	24.157	219	23.384	172	219
7	3:44.056	2:55.131	122	24.828	184	24.097	171	184	16	1:37.722	49.195	120	24.543	219	23.984	172	219
8	1:38.014	49.053	122	25.004	193	23.957	172	193	17	1:37.318	49.542	120	24.271	219	23.505	172	219
9	1:36.081	48.899	121	23.960	219	23.222	171	219	18	1:46.726	49.474	122	25.562	176	31.690	51	176

8 Engstler, DEU									theoretical besttime: 1:36.911								
1	2:30.104	1:30.662	109	26.948	184	32.494	59	184	11	1:37.699	49.592	118	24.379	216	23.728	169	216
2	3:23.942	2:32.644	117	25.013	189	26.285	167	189	12	1:39.353	51.241	115	24.493	217	23.619	169	217
3	1:41.897	52.808	106	25.150	216	23.939	169	216	13	1:37.710	49.627	119	24.350	218	23.733	169	218
4	1:39.625	50.117	118	25.001	217	24.507	169	217	14	1:38.473	49.651	120	25.116	210	23.706	169	210
5	1:37.924	49.578	116	24.370	218	23.976	170	218	15	1:51.298	49.773	118	31.189	117	30.336	58	117
6	1:37.600	49.514	119	24.299	216	23.787	170	216	16	4:27.971	3:37.069	117	25.647	200	25.255	167	200
7	1:37.385	49.424	121	24.218	216	23.743	170	216	17	1:38.483	49.914	118	24.944	205	23.625	170	205
8	1:37.222	49.249	121	24.289	217	23.684	171	217	18	1:37.615	49.776	118	24.350	217	23.489	170	217
9	1:42.908	49.573	119	24.521	217	28.814	59	217	19	1:37.433	49.467	120	24.173	219	23.793	170	219
10	3:27.209	2:38.904	117	24.489	216	23.816	170	216	20	1:43.370	49.666	120	24.277	217	29.427	59	217

9 Goede, DEU									theoretical besttime: 1:38.484								
1	2:33.117	1:35.935	103	29.423	157	27.759	155	157	11	1:39.239	50.352	117	24.690	213	24.197	168	213
2	1:44.931	54.154	107	25.818	210	24.959	168	210	12	1:39.153	50.149	118	24.568	213	24.436	167	213
3	1:40.900	51.530	115	24.879	212	24.491	170	212	13	1:39.283	50.501	119	24.583	213	24.199	168	213
4	1:39.679	51.031	120	24.632	212	24.016	168	212	14	1:39.184	50.220	118	24.795	210	24.169	167	210
5	1:39.816	50.453	118	24.534	213	24.829	170	213	15	1:42.416	53.102	112	24.975	212	24.339	168	212
6	1:39.169	50.485	115	24.608	213	24.076	169	213	16	1:46.658	50.782	113	24.799	213	31.077	59	213
7	1:40.928	50.617	117	24.649	214	25.662	169	214	17	5:51.580	4:58.290	115	24.950	210	28.340	168	210
8	1:51.270	51.369	113	24.563	213	35.338	58	213	18	1:41.743	52.504	116	24.905	213	24.334	167	213
9	4:53.896	4:04.474	114	25.219	208	24.203	167	208	19	1:40.681	51.417	118	24.857	213	24.407	167	213
10	1:38.654	50.275	120	24.578	211	23.801	167	211									



ADAC TCR Germany



Sector List Free Practice 1

Provisional

DMSB Reg. Nr.: 908/17

Nürburgring, Length: 3629m

Air temperature: 17.66°C

Track temperature: 20.59°C

Weather condition: Dry

Friday, August 04, 2017 8:30:00

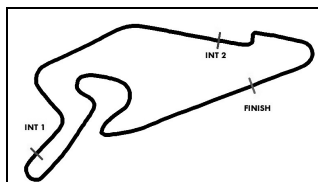
Lap	Time	SE1	SP1	SE2	SP2	SE3	SP3	TSP	Lap	Time	SE1	SP1	SE2	SP2	SE3	SP3	TSP
10	Buri, FIN								theoretical besttime: 1:36.376								
1	2:07.542	1:13.371	97	27.855	210	26.316	168	210	12	1:42.206	49.466	119	24.187	220	28.553	59	220
2	1:44.634	54.656	116	25.293	216	24.685	170	216	13	4:54.278	4:06.604	118	24.396	219	23.278	172	219
3	1:42.511	51.843	117	24.532	220	26.136	169	220	14	1:38.013	50.461	118	24.179	221	23.373	170	221
4	1:39.034	51.210	118	24.246	221	23.578	171	221	15	1:37.603	49.695	118	24.227	220	23.681	170	220
5	1:40.122	49.961	119	24.308	221	25.853	172	221	16	1:55.884	59.647	97	32.020	181	24.217	170	181
6	1:38.307	50.163	119	24.104	219	24.040	169	219	17	1:37.534	49.659	121	24.202	222	23.673	172	222
7	1:37.743	50.098	117	24.052	220	23.593	172	220	18	1:38.304	50.261	120	24.235	222	23.808	172	222
8	1:36.521	49.088	119	24.010	222	23.423	171	222	19	1:38.370	49.882	118	24.249	223	24.239	171	223
9	1:37.830	49.763	117	24.093	220	23.974	170	220	20	1:38.719	50.705	118	24.447	220	23.567	172	220
10	1:36.981	49.322	118	24.193	221	23.466	170	221	21	1:42.569	49.841	119	24.479	221	28.249	60	221
11	1:36.830	49.131	119	24.302	220	23.397	171	220									

11	Schmarl, AUT								theoretical besttime: 1:36.711								
1	2:21.001	1:23.506	103	30.397	148	27.098	153	148	12	1:37.219	49.373	121	24.272	217	23.574	171	217
2	1:46.508	55.371	112	25.984	201	25.153	171	201	13	1:37.894	49.952	120	24.261	217	23.681	172	217
3	1:41.880	52.776	121	25.015	210	24.089	173	210	14	1:38.003	49.894	121	24.283	216	23.826	173	216
4	1:40.122	50.091	123	25.683	211	24.348	173	211	15	1:47.427	49.908	122	24.341	217	33.178	58	217
5	1:37.860	49.665	119	24.422	217	23.773	171	217	16	5:06.100	4:17.860	120	24.510	216	23.730	171	216
6	1:37.053	49.308	121	24.138	218	23.607	172	218	17	1:37.883	49.881	120	24.474	217	23.528	173	217
7	1:37.859	49.307	121	24.067	219	24.485	173	219	18	1:37.451	49.565	121	24.424	217	23.462	173	217
8	1:43.427	49.541	121	27.552	151	26.334	173	151	19	1:37.280	49.233	121	24.294	218	23.753	172	218
9	1:38.191	49.577	122	24.149	219	24.465	173	219	20	1:37.253	49.182	123	24.309	217	23.762	172	217
10	1:37.663	49.422	122	24.439	216	23.802	173	216	21	1:38.035	49.682	121	24.694	216	23.659	172	216
11	1:37.372	49.435	126	24.362	216	23.575	173	216	22	1:37.718	49.572	121	24.452	217	23.694	172	217

12	Larsson, SWE								theoretical besttime: 1:37.993								
1	2:22.757	1:25.275	102	30.245	162	27.237	157	162	9	1:38.633	50.529	115	24.252	218	23.852	170	218
2	1:51.353	59.273	114	26.417	210	25.663	145	210	10	1:38.340	49.889	116	24.379	217	24.072	170	217
3	1:43.999	54.356	118	24.833	217	24.810	169	217	11	1:41.046	50.384	116	26.737	197	23.925	170	197
4	1:39.218	50.717	120	24.496	218	24.005	170	218	12	1:38.413	49.921	116	24.392	217	24.100	169	217
5	1:40.285	50.330	119	24.436	218	25.519	169	218	13	1:38.985	49.985	119	24.575	216	24.425	168	216
6	1:39.049	50.241	113	24.493	218	24.315	168	218	14	1:58.190	51.021	111	33.637	142	33.532	59	142
7	1:38.778	50.206	120	24.447	217	24.125	170	217	15	6:48.139	5:52.641	113	25.068	216	30.430	59	216
8	1:38.648	50.177	115	24.402	217	24.069	170	217	16	2:31.798	1:31.180	112	25.920	192	34.698	58	192

13	Jordan, DEU								theoretical besttime: 1:36.746								
1	2:24.804	1:30.928	106	27.394	180	26.482	167	180	11	1:37.723	49.706	118	24.260	214	23.757	169	214
2	1:43.085	53.005	112	25.075	209	25.005	169	209	12	1:50.387	50.375	117	24.925	210	35.087	53	210
3	1:39.694	50.857	118	25.083	213	23.754	170	213	13	5:35.304	4:38.892	95	29.086	173	27.326	155	173
4	1:38.491	49.783	123	24.591	218	24.117	167	218	14	1:41.134	50.960	121	25.205	168	24.969	170	168
5	1:37.460	49.587	118	24.291	215	23.582	170	215	15	1:36.951	49.332	119	24.109	215	23.510	168	215
6	1:37.391	49.294	120	24.382	216	23.715	169	216	16	1:37.060	49.373	118	24.218	215	23.469	170	215
7	1:52.345	51.075	118	24.616	205	36.654	55	205	17	1:37.948	49.168	118	24.169	216	24.611	169	216
8	6:17.504	5:29.434	118	24.348	213	23.722	170	213	18	1:38.297	50.136	121	24.273	214	23.888	167	214
9	1:38.127	49.874	121	24.470	214	23.783	169	214	19	1:37.546	49.724	117	24.274	213	23.548	170	213
10	1:37.663	49.671	117	24.278	215	23.714	169	215									

14	Langeveld, NLD								theoretical besttime: 1:36.496								
1	2:22.912	1:30.224	111	26.717	204	25.971	169	204	11	1:37.257	49.334	120	24.283	219	23.640	170	219
2	1:42.756	52.377	116	25.008	216	25.371	165	216	12	1:37.537	49.595	120	24.237	219	23.705	169	219
3	1:38.955	50.695	117	24.285	218	23.975	170	218	13	1:43.320	49.455	121	24.481	216	29.384	58	216
4	1:37.449	49.685	120	24.243	220	23.521	170	220	14	5:33.822	4:45.088	119	24.303	220	24.431	170	220
5	1:36.835	49.058	120	24.303	218	23.474	171	218	15	1:37.353	49.489	119	24.340	218	23.524	170	218
6	1:36.795	49.307	120	24.154	218	23.334	171	218	16	1:37.337	49.535	118	24.301	218	23.501	171	218
7	1:36.505	49.067	120	24.149	220	23.289	171	220	17	1:37.170	49.279	117	24.323	219	23.568	171	219
8	1:43.476	49.442	120	24.475	218	29.559	59	218	18	1:46.451	49.826	120	24.368	218	32.257	36	218
9	6:30.403	5:42.580	118	24.283	218	23.540	171	218	19								
10	1:37.757	49.723	120	24.360	218	23.674	170	218									



ADAC TCR Germany



Sector List Free Practice 1

Provisional

DMSB Reg. Nr.: 908/17

Nürburgring, Length: 3629m

Air temperature: 17.66°C

Track temperature: 20.59°C

Weather condition: Dry

Friday, August 04, 2017 8:30:00

Lap	Time	SE1	SP1	SE2	SP2	SE3	SP3	TSP	Lap	Time	SE1	SP1	SE2	SP2	SE3	SP3	TSP
17 Preisig, CHE									theoretical besttime: 1:36.832								
1	2:52.826	1:45.793	83	38.779	120	28.254	151	120	10	1:36.906	49.218	121	24.157	222	23.531	173	222
2	1:58.463	59.533	105	32.217	166	26.713	167	166	11	1:37.536	49.533	122	24.181	222	23.822	172	222
3	1:42.346	52.947	120	25.086	215	24.313	172	215	12	1:43.876	50.794	89	28.891	208	24.191	172	208
4	1:37.809	49.658	122	24.390	220	23.761	172	220	13	1:37.454	49.602	122	24.206	221	23.646	172	221
5	1:36.910	49.241	122	24.148	219	23.521	172	219	14	1:51.838	51.100	120	27.786	173	32.952	47	173
6	1:37.454	49.814	122	24.174	220	23.466	172	220	15	5:29.402	4:40.074	120	25.547	217	23.781	171	217
7	1:49.214	49.869	121	24.767	199	34.578	45	199	16	1:39.065	51.153	120	24.342	223	23.570	173	223
8	4:07.274	3:18.976	115	24.499	221	23.799	173	221	17	1:37.871	49.649	121	24.587	222	23.635	174	222
9	1:37.980	49.791	120	24.524	220	23.665	173	220	18	1:46.262	50.005	121	24.890	212	31.367	51	212

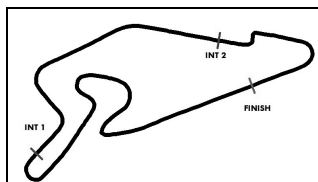
18 van der Linde, ZAF									theoretical besttime: 1:36.294								
1	8:56.955	8:01.550	112	29.972	198	25.433	166	198	7	1:37.592	49.699	120	23.992	219	23.901	168	219
2	1:45.006	53.742	120	26.392	155	24.872	168	155	8	1:37.751	49.807	121	23.982	219	23.962	170	219
3	1:53.432	54.232	119	24.218	214	34.982	57	214	9	1:36.430	48.957	119	24.053	217	23.420	170	217
4	13:22.717	12:34.359	119	24.376	216	23.982	169	216	10	1:36.522	48.892	120	24.071	218	23.559	170	218
5	1:37.171	49.226	120	24.088	218	23.857	167	218	11	1:43.821	49.365	115	24.356	218	30.100	60	218
6	1:42.467	53.139	120	25.030	215	24.298	170	215	12	2:25.592	1:28.094	117	27.129	202	30.369	59	202

19 Hofer, AUT									theoretical besttime: 1:36.342								
1	2:32.794	1:37.129	109	29.173	146	26.492	166	146	10	1:42.381	49.365	113	24.279	219	28.737	61	219
2	1:41.450	51.976	116	25.316	215	24.158	170	215	11	8:20.695	7:32.586	117	24.506	216	23.603	169	216
3	1:39.385	50.061	118	24.289	217	25.035	171	217	12	1:37.304	49.465	119	24.276	218	23.563	169	218
4	1:40.489	50.747	117	24.423	220	25.319	171	220	13	1:37.501	49.359	117	24.211	219	23.931	170	219
5	1:37.775	50.243	118	24.122	218	23.410	171	218	14	1:37.691	49.959	117	24.124	220	23.608	171	220
6	1:36.392	48.969	118	23.963	220	23.460	171	220	15	1:37.067	49.344	118	24.175	219	23.548	170	219
7	1:36.859	49.262	119	24.090	219	23.507	170	219	16	1:37.482	49.583	119	24.225	219	23.674	170	219
8	1:43.839	49.121	119	24.452	213	30.266	60	213	17	1:43.300	50.354	118	24.359	219	28.587	60	219
9	4:52.978	4:04.675	100	24.830	219	23.473	171	219									

20 Kankkunen, FIN									theoretical besttime: 1:38.163								
1	3:07.720	2:07.385	81	33.189	177	27.146	167	177	11	1:38.241	50.061	120	24.214	219	23.966	171	219
2	1:45.014	54.232	115	25.349	207	25.433	171	207	12	1:38.544	50.189	120	24.235	221	24.120	170	221
3	1:44.239	53.348	117	25.904	209	24.987	170	209	13	1:38.621	50.237	119	24.257	220	24.127	169	220
4	1:39.202	50.286	121	24.458	219	24.458	171	219	14	1:38.694	50.138	117	24.426	219	24.130	170	219
5	1:40.454	50.100	118	25.853	218	24.501	173	218	15	1:39.712	51.449	119	24.340	220	23.923	171	220
6	1:38.612	50.064	119	24.326	220	24.222	171	220	16	1:39.382	50.461	117	24.665	219	24.256	171	219
7	1:50.149	50.574	119	24.280	219	35.295	53	219	17	1:39.185	50.040	117	24.460	221	24.685	171	221
8	4:21.799	3:33.337	120	24.350	218	24.112	170	218	18	1:42.677	51.146	118	24.530	220	27.001	149	220
9	1:38.531	50.228	120	24.354	218	23.949	172	218	19	1:41.631	51.351	119	25.092	161	25.188	171	161
10	1:40.000	51.591	115	24.500	218	23.909	171	218	20	1:47.604	50.252	115	24.569	220	32.783	52	220

22 Proczyk, AUT									theoretical besttime: 1:36.182								
1	2:06.933	1:08.704	108	30.337	162	27.892	165	162	11	1:36.728	49.278	121	24.151	218	23.299	169	218
2	1:44.601	53.609	115	25.201	216	25.791	168	216	12	1:47.768	49.399	119	24.353	218	34.016	48	218
3	1:38.433	49.919	121	25.105	216	23.409	169	216	13	5:56.185	5:07.500	115	24.941	216	23.744	170	216
4	1:37.035	49.369	118	24.325	218	23.341	170	218	14	1:37.711	49.346	121	24.602	214	23.763	170	214
5	1:39.816	49.490	118	24.421	217	25.905	166	217	15	1:36.733	49.124	121	24.166	218	23.443	170	218
6	1:36.575	49.050	120	24.213	218	23.312	171	218	16	1:42.314	50.370	109	27.617	204	24.327	170	204
7	1:37.959	50.047	121	24.215	218	23.697	169	218	17	1:37.512	49.382	119	24.262	218	23.868	170	218
8	1:36.209	48.743	120	24.178	217	23.288	171	217	18	1:36.853	49.137	118	24.341	217	23.375	170	217
9	1:47.203	49.258	120	24.780	208	33.165	43	208	19	1:37.277	49.376	121	24.467	217	23.434	169	217
10	4:41.604	3:53.420	118	24.473	217	23.711	169	217	20	1:37.091	49.289	120	24.207	217	23.595	170	217

23 Steibel, DEU									theoretical besttime: 1:41.439								
1	3:18.744	2:11.480	91	38.410	126	28.854	141	126	4	1:54.646	52.414	118	25.138	213	37.094	54	213
2	1:53.653	59.213	112	28.805	164	25.635	167	164	5	25:01.405	24:06.939	92	28.574	200	25.892	158	200
3	1:41.833	51.886	115	25.532	211	24.415	169	211	6	1:59.199	55.511	116	27.013	210	36.675	56	210



ADAC TCR Germany



Sector List Free Practice 1

Provisional

DMSB Reg. Nr.: 908/17

Nürburgring, Length: 3629m

Air temperature: 17.66°C

Track temperature: 20.59°C

Weather condition: Dry

Friday, August 04, 2017 8:30:00

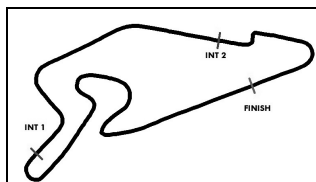
Lap	Time	SE1	SP1	SE2	SP2	SE3	SP3	TSP	Lap	Time	SE1	SP1	SE2	SP2	SE3	SP3	TSP
26	Wolf, DEU								theoretical besttime: 1:37.286								
1	3:40.374	2:25.394	68	37.333	124	37.647	48	124	10	1:38.381	50.282	117	24.418	217	23.681	167	217
2	2:38.042	1:45.190	114	26.752	214	26.100	165	214	11	1:38.491	50.421	118	24.439	217	23.631	170	217
3	1:42.328	52.475	118	25.159	216	24.694	170	216	12	1:37.543	49.394	118	24.369	217	23.780	168	217
4	1:40.314	50.955	117	25.074	215	24.285	170	215	13	1:37.976	49.478	118	24.398	218	24.100	168	218
5	1:39.628	50.727	117	24.851	216	24.050	170	216	14	1:55.451	1:05.770	112	25.482	215	24.199	167	215
6	1:38.763	50.404	117	24.578	217	23.781	170	217	15	1:43.224	50.633	117	24.405	218	28.186	53	218
7	1:38.809	50.550	116	24.425	217	23.834	169	217	16	5:51.374	5:01.895	115	25.235	216	24.244	167	216
8	1:42.810	50.043	117	24.389	218	28.378	59	218	17	1:39.597	51.705	118	24.346	219	23.546	168	219
9	5:25.416	4:36.658	118	24.863	216	23.895	164	216	18	1:42.737	50.058	119	24.384	216	28.295	60	216

27	Rodrigues, PRT								theoretical besttime: 1:37.506								
1	2:16.883	1:15.684	103	33.993	119	27.206	160	119	12	1:37.560	49.574	121	24.282	216	23.704	170	216
2	1:49.206	54.794	82	27.606	195	26.806	154	195	13	1:38.161	49.982	121	24.287	216	23.892	170	216
3	1:46.120	52.270	122	28.086	162	25.764	169	162	14	1:52.430	52.032	117	24.317	216	36.081	59	216
4	1:41.670	51.204	122	24.525	216	25.941	170	216	15	5:34.573	4:42.813	116	26.252	208	25.508	170	208
5	1:47.438	51.156	120	25.838	215	30.444	172	215	16	1:38.594	50.258	120	24.310	217	24.026	170	217
6	1:38.016	49.731	122	24.338	216	23.947	171	216	17	1:37.746	49.691	122	24.321	215	23.734	170	215
7	1:38.512	49.559	123	24.292	219	24.661	171	219	18	1:38.092	49.767	117	24.461	216	23.864	169	216
8	1:38.906	50.834	117	24.314	216	23.758	171	216	19	1:37.946	49.881	120	24.340	216	23.725	170	216
9	1:37.914	49.907	118	24.342	217	23.665	171	217	20	1:39.532	49.836	117	24.717	216	24.979	172	216
10	1:37.900	49.836	120	24.342	216	23.722	171	216	21	1:38.333	50.095	118	24.411	216	23.827	170	216
11	1:37.783	49.728	122	24.367	216	23.688	170	216	22	1:38.417	50.067	120	24.408	216	23.942	172	216

28	Eberle, CHE								theoretical besttime: 1:36.487								
1	3:10.632	2:02.775	70	40.428	152	27.429	165	152	12	1:37.348	49.672	120	24.176	216	23.500	168	216
2	1:51.195	58.319	117	28.068	171	24.808	168	171	13	1:38.205	49.533	119	24.405	217	24.267	169	217
3	1:38.300	49.940	120	24.429	216	23.931	169	216	14	1:37.681	49.511	115	24.429	215	23.741	168	215
4	1:38.014	50.251	120	24.169	216	23.594	170	216	15	1:55.726	1:00.435	113	25.164	215	30.127	57	215
5	1:36.646	48.999	120	24.150	217	23.497	169	217	16	3:07.527	2:19.373	118	24.556	215	23.598	170	215
6	1:36.531	48.929	120	24.090	215	23.512	169	215	17	1:38.342	49.898	118	24.388	215	24.056	168	215
7	1:36.688	49.020	118	24.168	216	23.500	169	216	18	1:38.277	49.852	118	24.623	216	23.802	167	216
8	1:44.532	49.419	119	24.544	214	30.569	59	214	19	1:38.516	50.249	117	24.467	216	23.800	169	216
9	3:54.494	3:06.647	118	24.379	216	23.468	169	216	20	1:37.738	49.684	118	24.434	216	23.620	169	216
10	1:40.984	49.408	119	24.203	216	27.373	170	216	21	1:38.062	49.998	120	24.431	215	23.633	166	215
11	1:37.319	49.424	118	24.315	216	23.580	169	216									

32	Xavier, CHE								theoretical besttime: 1:43.229								
1	3:45.079	2:33.997	100	38.759	125	32.323	161	125	11	1:46.317	53.167	114	27.351	211	25.799	164	211
2	1:55.393	59.817	107	28.074	207	27.502	161	207	12	1:46.190	53.385	114	26.719	193	26.086	162	193
3	1:52.210	55.312	114	29.045	213	27.853	163	213	13	1:45.977	53.594	112	26.582	211	25.801	164	211
4	1:54.675	59.462	112	28.089	210	27.124	163	210	14	1:45.606	53.969	114	26.202	212	25.435	164	212
5	1:48.860	54.795	112	26.976	210	27.089	163	210	15	1:44.320	52.812	113	26.198	212	25.310	164	212
6	1:49.861	56.731	113	26.743	211	26.387	162	211	16	1:43.325	52.280	111	25.865	213	25.180	163	213
7	1:58.536	55.085	113	26.891	212	36.560	59	212	17	1:43.706	52.584	114	26.038	211	25.084	163	211
8	4:20.880	3:22.933	111	27.567	170	30.380	164	170	18	2:01.146	56.359	88	30.810	206	33.977	59	206
9	1:48.485	55.820	112	26.706	210	25.959	164	210	19	2:43.234	1:38.811	113	28.122	193	36.301	50	193
10	1:47.334	54.188	113	26.820	202	26.326	166	202									

35	Rhyn, CHE								theoretical besttime: 1:37.605								
1	2:41.742	1:40.250	79	34.730	174	26.762	165	174	11	1:38.651	50.261	120	24.452	217	23.938	169	217
2	1:50.265	59.873	114	25.418	213	24.974	167	213	12	1:45.006	50.128	118	24.418	216	30.460	58	216
3	1:41.707	52.493	119	24.928	214	24.286	168	214	13	5:57.541	5:07.097	109	26.087	214	24.357	167	214
4	1:39.560	51.043	117	24.598	215	23.919	167	215	14	1:38.790	50.376	120	24.537	216	23.877	169	216
5	1:46.777	50.131	121	24.303	214	32.343	59	214	15	1:39.345	50.630	118	24.597	212	24.118	168	212
6	4:44.476	3:55.892	118	24.482	215	24.102	166	215	16	1:39.232	50.298	120	24.464	217	24.470	165	217
7	1:38.512	50.304	120	24.392	216	23.816	167	216	17	1:38.883	50.620	118	24.415	218	23.848	169	218
8	1:38.786	50.090	120	24.525	215	24.171	167	215	18	1:56.907	1:06.422	85	26.277	216	24.208	170	216
9	1:40.607	51.900	118	24.591	216	24.116	170	216	19	1:38.795	50.235	116	24.528	217	24.032	170	217
10	1:37.605	49.641	118	24.254	218	23.710	170	218									



ADAC TCR Germany



Sector List Free Practice 1

Provisional

DMSB Reg. Nr.: 908/17

Nürburgring, Length: 3629m

Air temperature: 17.66°C

Track temperature: 20.59°C

Weather condition: Dry

Friday, August 04, 2017 8:30:00

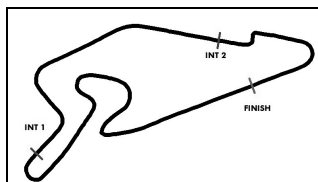
Lap	Time	SE1	SP1	SE2	SP2	SE3	SP3	TSP	Lap	Time	SE1	SP1	SE2	SP2	SE3	SP3	TSP
36 Calcum, DEU									theoretical besttime: 1:36.355								
1	2:02.032	1:09.371	109	27.766	197	24.895	169	197	11	1:36.649	49.070	123	24.113	224	23.466	175	224
2	1:50.511	1:01.803	122	24.723	224	23.985	175	224	12	1:51.368	55.124	112	25.682	194	30.562	57	194
3	1:38.414	50.354	121	24.405	224	23.655	175	224	13	5:11.833	4:23.460	122	24.628	223	23.745	175	223
4	1:37.465	49.915	124	24.008	227	23.542	175	227	14	1:56.033	1:05.740	105	26.424	213	23.869	175	213
5	1:37.384	49.445	121	24.332	223	23.607	173	223	15	1:36.931	49.469	120	24.070	225	23.392	175	225
6	1:36.611	49.076	121	23.893	226	23.642	174	226	16	1:51.150	51.652	112	30.224	141	29.274	174	141
7	1:44.881	49.208	124	23.991	224	31.682	57	224	17	1:37.813	49.704	120	24.094	227	24.015	175	227
8	4:13.882	3:26.023	120	24.369	219	23.490	173	219	18	1:37.786	50.075	113	24.081	224	23.630	175	224
9	1:37.067	49.335	122	24.202	223	23.530	174	223	19	1:38.179	50.218	121	24.376	224	23.585	175	224
10	1:43.033	51.027	101	27.205	181	24.801	176	181	20	1:37.149	49.485	123	24.087	224	23.577	175	224

38 Wolfe, USA									theoretical besttime: 1:38.157								
1	2:37.099	1:41.265	108	29.037	131	26.797	151	131	9	1:38.667	49.869	118	24.606	214	24.192	165	214
2	1:44.699	54.313	112	25.569	211	24.817	168	211	10	1:38.727	50.161	118	24.674	214	23.892	168	214
3	1:40.822	50.814	116	25.432	214	24.576	168	214	11	1:50.358	50.140	116	24.694	206	35.524	52	206
4	1:39.715	50.269	116	25.197	213	24.249	168	213	12	5:41.831	4:52.820	119	24.789	214	24.222	168	214
5	1:38.599	50.009	114	24.668	212	23.922	168	212	13	1:39.193	50.575	117	24.684	213	23.934	169	213
6	1:48.005	50.684	118	24.459	215	32.862	48	215	14	1:38.956	50.417	117	24.570	214	23.969	168	214
7	8:34.460	7:45.149	116	24.762	212	24.549	166	212	15	1:51.358	50.326	116	24.832	216	36.200	43	216
8	1:38.598	50.198	118	24.571	213	23.829	168	213									

39 Thoma, CHE									theoretical besttime: 1:37.145								
1	2:58.836	2:00.964	105	29.547	141	28.325	166	141	9	1:38.114	49.805	116	24.381	216	23.928	170	216
2	1:58.296	56.756	117	26.859	190	34.681	55	190	10	1:37.614	49.751	119	24.291	216	23.572	169	216
3	2:12.121	1:22.180	108	25.280	216	24.661	170	216	11	1:37.462	49.512	117	24.307	215	23.643	168	215
4	1:42.720	51.027	115	25.170	200	26.523	165	200	12	1:45.141	49.812	120	24.334	215	30.995	56	215
5	1:42.649	53.150	116	24.735	188	24.764	171	188	13	5:36.150	4:47.633	120	24.543	215	23.974	168	215
6	1:37.145	49.462	118	24.231	216	23.452	170	216	14	1:38.119	50.058	117	24.417	215	23.644	170	215
7	1:47.564	49.571	118	24.957	214	33.036	56	214	15	1:47.497	49.703	120	24.887	201	32.907	56	201
8	5:19.702	4:30.920	120	24.867	214	23.915	168	214	16	3:19.303	2:06.493	120	31.929	115	40.881	46	115

40 Koster, NLD									theoretical besttime: 1:38.589								
1	2:54.913	1:50.298	105	34.948	132	29.667	151	132	12	1:39.775	50.397	116	24.946	208	24.432	168	208
2	1:54.942	58.403	116	28.837	166	27.702	169	166	13	1:38.956	50.330	119	24.427	218	24.199	171	218
3	1:48.103	55.603	118	26.469	183	26.031	170	183	14	1:38.830	49.963	119	24.506	219	24.361	167	219
4	1:44.046	52.870	120	25.196	210	25.980	170	210	15	1:40.464	51.250	118	24.554	218	24.660	170	218
5	1:40.737	51.140	119	24.693	218	24.904	169	218	16	1:40.314	50.979	117	24.534	219	24.801	170	219
6	1:39.895	50.618	118	24.573	219	24.704	169	219	17	1:40.402	50.906	117	24.496	219	25.000	170	219
7	1:39.842	50.690	118	24.543	219	24.609	169	219	18	1:39.668	50.875	114	24.566	218	24.227	170	218
8	1:40.758	50.663	117	25.124	218	24.971	169	218	19	1:39.811	50.704	117	24.781	218	24.326	169	218
9	1:50.999	51.668	117	25.210	213	34.121	45	213	20	1:40.515	50.638	115	24.650	218	25.227	168	218
10	4:03.438	3:12.810	117	25.478	214	25.150	171	214	21	1:40.831	51.130	113	25.348	219	24.353	170	219
11	1:39.772	50.857	115	24.536	218	24.379	168	218	22	1:40.721	50.750	121	24.854	217	25.117	163	217

41 Kirsch, DEU									theoretical besttime: 1:36.269								
1	3:27.867	2:29.127	80	33.161	132	25.579	169	132	11	1:37.299	49.699	117	24.237	218	23.363	171	218
2	1:41.938	52.572	119	25.602	201	23.764	171	201	12	1:37.105	49.274	117	24.227	219	23.604	170	219
3	1:37.148	49.505	119	24.196	218	23.447	170	218	13	1:37.097	49.117	117	24.349	217	23.631	171	217
4	1:36.712	49.255	118	24.046	218	23.411	170	218	14	1:37.105	49.382	118	24.314	219	23.409	171	219
5	1:47.218	52.458	113	30.882	173	23.878	172	173	15	1:51.976	49.278	119	25.781	156	36.917	45	156
6	1:36.345	49.049	121	23.982	218	23.314	171	218	16	4:57.900	3:56.435	77	37.342	141	24.123	171	141
7	1:36.444	49.025	118	24.157	218	23.262	172	218	17	1:37.134	49.304	118	24.320	218	23.510	170	218
8	1:51.223	51.582	118	26.036	211	33.605	44	211	18	1:38.245	49.656	117	24.510	219	24.079	171	219
9	6:12.718	5:13.318	85	35.323	186	24.077	170	186	19	1:38.081	49.973	115	24.418	216	23.690	171	216
10	1:37.325	49.273	118	24.302	217	23.750	171	217									



ADAC TCR Germany



Sector List Free Practice 1

Provisional

DMSB Reg. Nr.: 908/17

Nürburgring, Length: 3629m

Air temperature: 17.66°C

Track temperature: 20.59°C

Weather condition: Dry

Friday, August 04, 2017 8:30:00

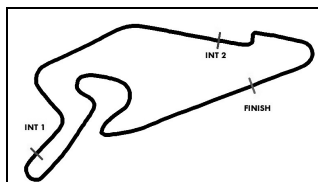
Lap	Time	SE1	SP1	SE2	SP2	SE3	SP3	TSP	Lap	Time	SE1	SP1	SE2	SP2	SE3	SP3	TSP
42 Niedertscheider, AUT									theoretical besttime: 1:36.388								
1	2:08.527	1:12.956	102	28.878	198	26.693	166	198	11	1:36.463	48.916	121	24.073	216	23.474	169	216
2	1:45.358	54.607	118	25.302	201	25.449	167	201	12	1:37.105	49.228	120	24.136	217	23.741	170	217
3	1:39.688	50.965	116	24.507	218	24.216	169	218	13	1:39.327	49.860	118	25.780	208	23.687	168	208
4	1:38.887	50.825	120	24.233	217	23.829	168	217	14	1:37.023	49.162	119	24.368	216	23.493	169	216
5	1:38.807	49.526	120	24.788	211	24.493	168	211	15	1:37.409	49.302	121	24.385	216	23.722	169	216
6	1:37.518	49.596	121	24.321	215	23.601	169	215	16	1:56.994	52.565	105	30.096	160	34.333	59	160
7	1:47.733	49.406	121	24.118	216	34.209	59	216	17	4:29.662	3:39.660	117	25.840	213	24.162	168	213
8	6:07.567	5:18.819	115	25.013	215	23.735	169	215	18	1:37.774	49.552	116	24.396	217	23.826	169	217
9	1:36.988	49.196	121	24.339	215	23.453	169	215	19	1:37.299	49.468	115	24.333	216	23.498	169	216
10	1:36.741	48.940	120	24.272	216	23.529	168	216	20	1:37.117	49.388	117	24.330	216	23.399	168	216

Lap	Time	SE1	SP1	SE2	SP2	SE3	SP3	TSP	Lap	Time	SE1	SP1	SE2	SP2	SE3	SP3	TSP
44 Kaibach, DEU									theoretical besttime: 1:36.623								
1	3:26.014	2:21.613	79	35.461	193	28.940	149	193	12	1:37.497	49.423	118	24.375	217	23.699	170	217
2	1:53.917	1:02.565	90	27.478	212	23.874	167	212	13	1:37.567	49.459	117	24.338	218	23.770	169	218
3	1:38.695	50.261	119	24.805	217	23.629	169	217	14	1:37.816	49.697	114	24.453	218	23.666	170	218
4	1:37.911	49.786	118	24.613	219	23.512	170	219	15	1:37.830	49.737	117	24.272	219	23.821	169	219
5	1:36.623	49.130	118	24.206	218	23.287	171	218	16	1:40.433	50.148	115	24.466	217	25.819	170	217
6	1:49.149	49.361	116	24.366	189	35.422	56	189	17	1:38.830	49.996	118	24.353	218	24.481	171	218
7	4:22.208	3:30.145	112	28.256	209	23.807	169	209	18	1:38.320	49.798	112	24.694	216	23.828	170	216
8	1:37.825	50.044	119	24.302	217	23.479	170	217	19	1:38.468	49.906	116	24.497	220	24.065	170	220
9	1:37.565	49.241	120	24.739	210	23.585	171	210	20	1:39.960	50.957	115	24.801	216	24.202	170	216
10	1:39.266	49.187	118	24.653	216	25.426	170	216	21	1:38.465	49.954	114	24.515	217	23.996	170	217
11	1:38.884	49.695	118	25.535	214	23.654	170	214	22	1:45.973	50.273	115	24.634	216	31.066	56	216

Lap	Time	SE1	SP1	SE2	SP2	SE3	SP3	TSP	Lap	Time	SE1	SP1	SE2	SP2	SE3	SP3	TSP
54 Reicher, AUT									theoretical besttime: 1:39.056								
1	2:56.445	1:52.018	109	35.617	118	28.810	143	118	12	1:40.772	51.590	111	24.819	216	24.363	166	216
2	1:52.342	57.777	113	27.927	198	26.638	166	198	13	1:39.208	50.276	117	24.739	216	24.193	167	216
3	1:43.151	52.868	113	25.299	215	24.984	166	215	14	1:40.144	51.108	119	24.726	217	24.310	165	217
4	1:41.872	52.459	118	24.949	216	24.464	167	216	15	1:40.478	51.453	116	24.790	216	24.235	166	216
5	1:39.667	50.312	118	24.948	215	24.407	162	215	16	1:40.582	51.463	109	24.823	215	24.296	167	215
6	1:40.969	51.985	116	24.718	216	24.266	167	216	17	1:39.762	50.751	115	24.795	217	24.216	167	217
7	1:41.539	52.318	114	24.682	217	24.539	167	217	18	1:42.594	51.299	112	25.342	185	25.953	167	185
8	1:39.539	50.636	115	24.632	217	24.271	166	217	19	1:43.357	51.998	108	25.730	153	25.629	166	153
9	1:46.105	50.696	117	24.685	216	30.724	58	216	20	1:41.940	51.034	114	26.209	209	24.697	167	209
10	3:36.801	2:47.953	118	24.656	216	24.192	165	216	21	1:40.758	51.029	112	25.020	216	24.709	167	216
11	1:39.195	50.415	117	24.588	215	24.192	166	215	22	1:40.606	51.342	113	24.925	216	24.339	167	216

Lap	Time	SE1	SP1	SE2	SP2	SE3	SP3	TSP	Lap	Time	SE1	SP1	SE2	SP2	SE3	SP3	TSP
64 Markert, DEU									theoretical besttime: 1:38.454								
1	2:27.145	1:32.930	98	27.095	178	27.120	163	178	10	1:39.012	50.073	117	24.712	217	24.227	168	217
2	1:48.590	53.504	116	30.487	205	24.599	169	205	11	1:39.374	50.465	116	24.831	216	24.078	168	216
3	1:39.424	50.600	113	24.783	218	24.041	172	218	12	1:48.184	51.466	114	24.857	200	31.861	58	200
4	1:40.111	50.526	118	25.061	216	24.524	171	216	13	6:15.035	5:25.747	114	24.936	214	24.352	169	214
5	1:40.990	51.388	117	24.666	210	24.936	169	210	14	1:39.099	50.292	117	24.633	217	24.174	169	217
6	1:40.662	49.972	117	24.441	218	26.249	170	218	15	1:39.741	50.431	112	25.011	216	24.299	170	216
7	1:47.815	50.844	114	24.511	219	32.460	58	219	16	1:40.237	50.845	115	24.902	217	24.490	168	217
8	7:07.861	6:18.843	118	24.845	216	24.173	169	216	17	1:39.518	50.526	115	24.864	218	24.128	169	218
9	1:39.910	50.465	118	25.188	213	24.257	167	213	18	1:47.661	50.658	115	24.742	216	32.261	56	216

Lap	Time	SE1	SP1	SE2	SP2	SE3	SP3	TSP	Lap	Time	SE1	SP1	SE2	SP2	SE3	SP3	TSP
66 Jost, CHE									theoretical besttime: 1:37.260								
1	1:59.396	1:02.728	108	30.900	186	25.768	168	186	11	1:37.964	49.582	116	24.398	218	23.984	170	218
2	1:42.397	51.631	117	24.723	216	26.043	170	216	12	1:38.048	49.810	118	24.301	219	23.937	169	219
3	1:40.178	50.327	117	25.653	214	24.198	170	214	13	1:45.169	50.199	115	24.415	209	30.555	59	209
4	1:38.242	50.062	118	24.260	216	23.920	168	216	14	4:01.470	3:13.113	115	24.593	217	23.764	170	217
5	1:49.119	51.735	118	24.406	218	32.978	52	218	15	1:38.590	50.195	116	24.412	216	23.983	168	216
6	3:18.292	2:30.480	118	24.394	216	23.418	170	216	16	1:38.633	50.436	118	24.503	218	23.694	171	218
7	1:37.713	49.828	117	24.300	216	23.585	169	216	17	1:38.590	50.202	116	24.490	217	23.898	169	217
8	1:40.281	51.297	118	24.299	219	24.685	169	219	18	1:47.671	50.359	115	24.457	217	32.855	48	217
9	1:38.193	49.807	117	24.360	216	24.026	167	216	19								
10	1:38.102	50.025	117	24.329	217	23.748	169	217									



ADAC TCR Germany



Sector List Free Practice 1

Provisional

DMSB Reg. Nr.: 908/17

Nürburgring, Length: 3629m

Air temperature: 17.66°C

Track temperature: 20.59°C

Weather condition: Dry

Friday, August 04, 2017 8:30:00

Lap	Time	SE1	SP1	SE2	SP2	SE3	SP3	TSP	Lap	Time	SE1	SP1	SE2	SP2	SE3	SP3	TSP
78	Danz, CHE								theoretical besttime: 1:36.471								
1	2:12.559	1:13.841	90	30.714	189	28.004	133	189	9	1:37.091	49.648	121	24.161	218	23.282	171	218
2	1:50.773	56.645	117	29.099	195	25.029	168	195	10	1:37.537	49.739	118	24.200	218	23.598	170	218
3	1:41.663	51.371	118	25.216	213	25.076	169	213	11	1:45.180	49.266	117	24.200	218	31.714	56	218
4	1:39.921	50.987	116	25.055	217	23.879	169	217	12	13:40.228	12:52.311	117	24.523	216	23.394	170	216
5	1:36.926	49.028	121	24.259	216	23.639	170	216	13	1:37.830	49.884	117	24.405	216	23.541	170	216
6	1:45.064	49.259	120	24.343	218	31.462	56	218	14	1:40.143	49.721	118	26.628	211	23.794	168	211
7	5:25.518	4:37.265	118	24.673	214	23.580	169	214	15	1:37.208	49.411	119	24.329	217	23.468	170	217
8	1:37.244	49.547	120	24.266	218	23.431	169	218									

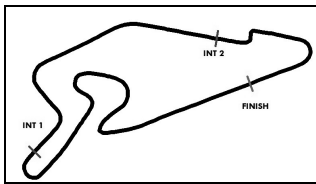
Lap	Time	SE1	SP1	SE2	SP2	SE3	SP3	TSP	Lap	Time	SE1	SP1	SE2	SP2	SE3	SP3	TSP
82	Kramwinkel, DEU								theoretical besttime: 1:38.467								
1	3:11.778	2:03.638	73	40.797	129	27.343	164	129	11	1:42.343	53.099	113	24.986	217	24.258	167	217
2	1:45.311	54.552	117	25.566	213	25.193	163	213	12	1:39.728	50.728	118	24.728	216	24.272	167	216
3	1:41.851	52.445	119	24.854	218	24.552	167	218	13	1:39.374	50.304	117	24.788	216	24.282	165	216
4	1:42.565	52.548	118	24.787	218	25.230	166	218	14	1:39.297	50.419	117	24.714	215	24.164	166	215
5	1:39.141	50.231	118	24.619	216	24.291	166	216	15	1:40.000	51.010	117	24.828	215	24.162	167	215
6	1:38.543	50.060	117	24.606	216	23.877	168	216	16	1:40.874	50.457	117	24.773	207	25.644	167	207
7	1:38.638	50.209	117	24.530	216	23.899	167	216	17	1:40.734	51.541	117	24.940	216	24.253	167	216
8	1:49.267	50.938	115	25.292	217	33.037	59	217	18	1:39.977	50.834	113	24.916	216	24.227	167	216
9	5:44.771	4:51.283	116	27.905	162	25.583	164	162	19		52.672	114	25.295	213			
10	1:40.731	51.606	116	24.771	213	24.354	166	213									

Lap	Time	SE1	SP1	SE2	SP2	SE3	SP3	TSP	Lap	Time	SE1	SP1	SE2	SP2	SE3	SP3	TSP
84	Sandberg, NLD								theoretical besttime: 1:39.378								
1	3:16.566	2:06.443	81	39.444	118	30.679	138	118	11	1:40.229	51.123	114	24.716	217	24.390	168	217
2	1:58.122	1:01.082	105	29.811	150	27.229	167	150	12	1:41.085	51.996	119	24.885	216	24.204	169	216
3	1:49.365	54.378	111	27.415	176	27.572	168	176	13	1:39.966	50.816	117	24.878	216	24.272	169	216
4	1:48.932	55.924	111	26.712	195	26.296	169	195	14	1:54.800	1:03.932	102	26.536	211	24.332	169	211
5	1:45.613	53.623	112	26.771	200	25.219	170	200	15	1:48.528	50.859	118	24.766	218	32.903	58	218
6	1:40.981	51.315	115	25.170	217	24.496	169	217	16	2:20.007	1:31.243	119	24.819	219	23.945	170	219
7	1:42.799	50.942	116	25.288	211	26.569	169	211	17	1:39.799	50.717	113	24.988	217	24.094	169	217
8	1:53.982	50.972	113	25.453	204	37.557	56	204	18	1:40.710	50.803	114	25.211	210	24.696	169	210
9	5:55.781	5:05.818	113	25.454	216	24.509	168	216	19	1:40.182	50.960	114	24.908	216	24.314	169	216
10	1:41.102	51.487	114	25.334	213	24.281	169	213	20	1:40.985	51.676	114	25.044	216	24.265	170	216

Lap	Time	SE1	SP1	SE2	SP2	SE3	SP3	TSP	Lap	Time	SE1	SP1	SE2	SP2	SE3	SP3	TSP
88	Oestreich, DEU								theoretical besttime: 1:37.190								
1	3:32.780	2:30.232	87	34.717	122	27.831	165	122	7	1:37.190	49.411	121	24.176	217	23.603	170	217
2	1:51.943	57.327	97	28.875	205	25.741	169	205	8	1:46.782	49.462	121	24.285	216	33.035	44	216
3	1:40.902	52.086	120	24.638	217	24.178	168	217	9	6:35.295	5:46.494	118	24.700	215	24.101	169	215
4	1:38.638	50.392	120	24.451	216	23.795	170	216	10	1:37.766	49.584	119	24.391	215	23.791	169	215
5	1:38.742	49.883	121	24.258	217	24.601	171	217	11	1:49.644	51.649	118	24.439	216	33.556	39	216
6	1:39.483	51.159	121	24.445	218	23.879	170	218	12	8:31.559	7:37.480	118	24.954	214	29.125	58	214

Lap	Time	SE1	SP1	SE2	SP2	SE3	SP3	TSP	Lap	Time	SE1	SP1	SE2	SP2	SE3	SP3	TSP
94	Richard, CHE								theoretical besttime: 1:37.164								
1	2:17.439	1:21.286	109	29.472	138	26.681	160	138	10	1:38.435	50.211	120	24.628	215	23.596	170	215
2	1:44.316	54.068	112	25.843	208	24.405	169	208	11	1:38.148	50.035	118	24.528	215	23.585	170	215
3	1:40.031	50.803	118	25.245	213	23.983	169	213	12	1:54.381	53.503	118	26.354	185	34.524	53	185
4	1:39.309	50.873	117	24.865	214	23.571	168	214	13	13:03.600	12:14.622	118	24.965	213	24.013	168	213
5	1:38.548	49.592	118	25.110	210	23.846	170	210	14	1:38.148	49.841	117	24.615	216	23.692	169	216
6	1:37.866	49.738	121	24.403	216	23.725	171	216	15	1:39.084	50.820	113	24.561	216	23.703	170	216
7	1:37.290	49.395	119	24.321	216	23.574	171	216	16	1:38.271	50.178	120	24.510	216	23.583	169	216
8	1:37.289	49.333	120	24.446	216	23.510	169	216	17	1:37.962	49.802	120	24.498	215	23.662	169	215
9	1:37.746	49.425	122	24.631	213	23.690	170	213									

Lap	Time	SE1	SP1	SE2	SP2	SE3	SP3	TSP	Lap	Time	SE1	SP1	SE2	SP2	SE3	SP3	TSP
98	Lautenschlager, DEU								theoretical besttime: 1:37.630								
1	2:26.400	1:28.584	109	30.186	163	27.630	167	163	11	1:38.484	50.355	118	24.267	220	23.862	171	220
2	1:44.560	53.630	119	24.840	215	26.090	171	215	12	1:47.034	51.117	118	24.519	220	31.398	53	220
3	1:42.302	52.331	117	24.624	200	25.347	172	200	13	5:19.357	4:30.919	115	24.434	218	24.004	170	218
4	1:41.553	50.828	119	24.555	221	26.170	170	221	14	1:38.076	49.834	115	24.465	218	23.777	168	218
5	1:39.736	50.785	119	24.930	219	24.021	171	219	15	1:38.488	50.236	115	24.344	220	23.908	170	220
6	1:38.537	50.174	116	24.402	217	23.961	170	217	16	1:39.062	50.168	120	24.611	220	24.283	171	220
7	1:39.261	51.038	121	24.320	220	23.903	171	220	17	1:38.795	50.166	117	24.401	219	24.228	170	219



ADAC TCR Germany



Sector List Free Practice 1

Provisional

DMSB Reg. Nr.: 908/17

Nürburgring, Length: 3629m

Air temperature: 17.66°C

Track temperature: 20.59°C

Weather condition: Dry

Friday, August 04, 2017 8:30:00

Lap	Time	SE1	SP1	SE2	SP2	SE3	SP3	TSP	Lap	Time	SE1	SP1	SE2	SP2	SE3	SP3	TSP
8	1:37.946	49.906	121	24.175	219	23.865	171	219	18	1:38.907	50.063	115	24.498	220	24.346	170	220
9	1:37.786	49.678	121	24.204	219	23.904	170	219	19	1:53.562	50.762	114	24.436	220	38.364	45	220
10	1:38.886	50.251	116	24.475	219	24.160	170	219									

99 Zimmermann, DEU

theoretical besttime: 1:36.998

1	2:25.445	1:27.253	94	29.722	160	28.470	166	160	7	1:38.495	50.017	118	24.138	219	24.340	165	219
2	1:44.575	53.773	119	25.004	217	25.798	171	217	8	3:14.732	1:37.536	62	51.324	78	45.872	52	78
3	1:42.485	52.441	120	24.439	203	25.605	169	203	9	14:07.161	13:17.638	118	24.798	219	24.725	170	219
4	1:39.062	49.929	122	24.496	200	24.637	171	200	10	1:38.109	49.810	118	24.470	219	23.829	170	219
5	1:37.190	49.291	121	24.304	219	23.595	171	219	11	1:37.096	49.356	120	24.171	218	23.569	170	218
6	1:40.821	49.796	120	24.278	189	26.747	172	189	12	1:44.500	49.791	118	24.200	218	30.509	52	218