

ADAC TCR Germany



Result List Race 2

Provisional

Circuit Zandvoort, Length: 4307m

Air temperature: 19°C

Track temperature: 22.27°C

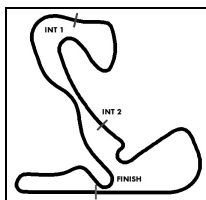
Weather condition: Wet

Reg. Nr.: KNAF 0301.17.196

Sunday, July 23, 2017 12:00:00

started : 38 classified : 30 not classified : 8

Nr.	Drivers	Team	Laps	Total Time	Gap	Kph	Lap	Time	Kph	
Cl.	Car	Competitor								
1	14	N.Langeveld(NLD) Audi RS 3 LMS	Racing One Racing One GmbH	16	32:12.981		127.8	7	1:46.691	145.3
2	18	S.van der Linde(ZAF) Audi RS 3 LMS	AC 1927 Mayen e.V. im ADAC AC 1927 Mayen e.V. im ADAC	16	32:16.467	3.486	127.7	7	1:47.282	144.5
3	38	J.Wolfe(USA) VW Golf GTI TCR	TEAM ENGSTLER USA LIQUI MOLY Team Engstler	16	32:18.577	5.596	127.6	14	1:47.505	144.2
4	7	M.Halder(DEU) SEAT Leon TCR	Wolf-Power Racing 2 Wolf-Power Racing	16	32:19.025	6.044	127.7	14	1:46.877	145.0
5	41	S.Kirsch(DEU) Honda Civic TCR	Honda Team ADAC Sachsen ADAC Sachsen e.V.	16	32:22.805	9.824	127.4	15	1:48.092	143.4
6	44	S.Kaibach(DEU) Audi RS 3 LMS	Aust Motorsport(DEU) Aust Motorsport	16	32:23.839	10.858	127.3	2	1:48.378	143.0
7	22	H.Proczyk(AUT) SEAT Leon TCR	HP Racing HP Racing	16	32:24.407	11.426	127.4	16	1:47.986	143.5
8	28	P.Eberle(CHE) SEAT Leon TCR	Steibel Motorsport(CZE) Pascal Eberle	16	32:25.608	12.627	127.3	3	1:48.084	143.4
9	8	L.Engstler(DEU) R VW Golf GTI TCR	JUNIOR TEAM ENGSTLER(DEU) LIQUI MOLY Team Engstler	16	32:25.927	12.946	127.2	12	1:47.921	143.6
10	2	A.Morgan(GBR) SEAT Leon TCR	Wolf-Power Racing 2 Wolf-Power Racing	16	32:26.489	13.508	127.4	11	1:48.021	143.5
11	19	M.Hofer(AUT) Audi RS 3 LMS	AC 1927 Mayen e.V. im ADAC AC 1927 Mayen e.V. im ADAC	16	32:26.982	14.001	127.3	3	1:47.959	143.6
12	94	K.Richard(CHE) Honda Civic TCR	Target Competition UK-SUI(GBR) Target srl.	16	32:30.535	17.554	127.1	14	1:48.683	142.6
13	13	K.Jordan(DEU) VW Golf GTI TCR	Racing One Racing One GmbH	16	32:31.206	18.225	127.0	14	1:48.331	143.1
14	1	J.Files(GBR) Honda Civic TCR	Target Competition UK-SUI(GBR) Target srl.	16	32:33.634	20.653	126.5	3	1:48.141	143.3
15	36	D.Calcum(DEU) Opel Astra TCR	Schlaeppli Race-Tec(CHE) Schlaeppli Race-Tec	16	32:34.008	21.027	126.9	16	1:48.683	142.6
16	10	A.Buri(FIN) Audi RS 3 LMS	LMS Racing(FIN) LMS Racing	16	32:35.021	22.040	126.5	3	1:48.453	142.9
17	88	M.Oestreich(DEU) Honda Civic TCR	Honda Team ADAC Sachsen ADAC Sachsen e.V.	16	32:35.549	22.568	127.0	16	1:49.246	141.9
18	25	L.Hezemans(NLD) Audi RS 3 LMS	Aust Motorsport(DEU) Aust Motorsport	16	32:36.395	23.414	127.1	3	1:48.554	142.8
19	98	T.Lautenschlager(DEU) Audi RS 3 LMS	Target Competition GER Target srl.	16	32:36.620	23.639	127.0	3	1:48.406	143.0
20	58	R.Breukers(NLD) SEAT Leon TCR	Bas Koeten Racing 2(NLD) Bas Koeten Racing BV	16	32:36.829	23.848	126.6	16	1:48.054	143.4
21	66	R.Jost(CHE) SEAT Leon TCR	TOPCAR Sport TOPCAR Sport	16	32:40.220	27.239	126.9	14	1:49.290	141.8
22	54	S.Reicher(AUT) R Audi RS 3 LMS	Certainty Racing Team(NLD) Certainty Racing Team BV	16	32:40.692	27.711	126.9	7	1:49.030	142.2
23	20	N.Kankkunen(FIN) Audi RS 3 LMS	LMS Racing(FIN) LMS Racing	16	32:41.646	28.665	126.9	7	1:49.066	142.1
24	11	J.Schmarl(AUT) Honda Civic TCR	Target Competition AUT-POR Target srl.	16	32:42.062	29.081	127.1	13	1:49.178	142.0
25	84	M.Sandberg(NLD) Audi RS 3 LMS	Racing One 2 Racing One GmbH	16	32:42.529	29.548	127.2	11	1:49.166	142.0
26	82	T.Kramwinkel(DEU) Audi RS 3 LMS	GermanFLAVOURS Racing GermanFLAVOURS Racing	16	32:47.313	34.332	126.1	2	1:49.345	141.8



ADAC TCR Germany



Result List Race 2

Provisional

Reg. Nr.: KNAF 0301.17.196

Circuit Zandvoort, Length: 4307m

Air temperature: 19°C

Track temperature: 22.27°C

Weather condition: Wet

Sunday, July 23, 2017 12:00:00

started : 38 classified : 30 not classified : 8

Nr.	Drivers	Team	Laps	Total Time	Gap	Kph	Lap	Time	Kph
Cl.	Car	Competitor							
27	64 S.Markert(DEU) Audi RS 3 LMS	GermanFLAVOURS Racing ADAC Berlin-Brandenburg e.V.	16	33:01.383	48.402	125.6	11	1:51.305	139.3
28	12 S.Larsson(SWE) Audi RS 3 LMS	Target Competition SWE-POL Target srl.	16	33:03.484	50.503	125.2	14	1:52.267	138.1
29	9 S.Goede(DEU) VW Golf GTI TCR	TEAM ENGSTLER USA LIQUI MOLY Team Engstler	16	33:11.650	58.669	124.8	7	1:49.042	142.1
30	99 T.Zimmermann(DEU) Audi RS 3 LMS	Target Competition GER Target srl.	15	31:18.921	1LAPS	124.0	2	1:48.397	143.0
Not classified									
35	R.Rhyn(CHE) R SEAT Leon TCR	TOPCAR Sport TOPCAR Sport	7	15:04.998	9 LAP	119.8	7	1:49.153	142.0
42	L.Niedertscheider(AUT) SEAT Leon TCR	Niedertscheider Motorsport(AUT) Niedertscheider Motorsport	6	13:11.413	10 LAP	115.6	2	1:49.686	141.3
57	M.Verhagen(NLD) Audi RS 3 LMS	Bas Koeten Racing 1(NLD) Bas Koeten Racing BV	4	8:25.396	12 LAP	122.6	2	1:48.809	142.4
3	G.Rdest(POL) Audi RS 3 LMS	Target Competition SWE-POL Target srl.	4	13:01.390	12 LAP	72.0			
39	F.Thoma(CHE) VW Golf GTI TCR	JUNIOR TEAM ENGSTLER(DEU) LIQUI MOLY Team Engstler	3	5:42.646	13 LAP	140.8	2	1:49.464	141.6
17	J.Preisig(CHE) Opel Astra TCR	Lubner Motorsport(DEU) Lubner Motorsport	2	12:16.296	14 LAP	39.9			
40	D.Koster(NLD) Audi RS 3 LMS	Certainty Racing Team(NLD) Dillon Koster	1	2:26.500	15 LAP				
78	F.Danz(CHE) SEAT Leon TCR	Schlaeppli Race-Tec(CHE) Schlaeppli Race-Tec	1	2:40.529	15 LAP				
Did not start									
27	J.Rodrigues(PRT) Honda Civic TCR	Target Competition AUT-POR Target srl.							
56	J.van Lagen(NLD) Audi RS 3 LMS	Bas Koeten Racing 1(NLD) Bas Koeten Racing BV							

Fastest lap of the race. Car 14 driver Niels Langeveld on lap 7. Time 1:46.691, average speed 145.3 km/h.

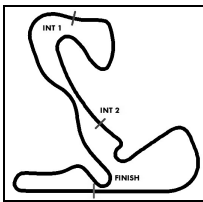
Subject to final scrutineering!		
Publication time:	Clerk of the Course: Jeroen Frieman	Timekeeper: Steffen Ruhl

ver: 1.0

www.adac.de/motorsport

Page 2/ 2 printed: 23.7.2017 12:53

CERTINA
S W I S S W A T C H E S



ADAC TCR Germany

Lap Chart Race 2

Provisional

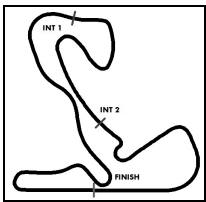


Circuit Zandvoort, Length: 4307 m

Sunday, July 23, 2017 12:00:00

LapCha	1	2	3	4	5	6	7	8	9	10	11	12	13	14	15	16	17	18	19	20	21	22	23	24	25	26	27	28	29	30	31	32	33	34	35	36	37	38	39	40	41	42	43	44	45
LAP 1	14	1	18	38	44	41	10	7	8	22	28	13	19	58	94	42	2	36	39	82	88	12	57	98	25	66	35	54	99	20	9	64	11	84	3	.40	.78	.17'							
LAP 2	14	18	1	38	44	41	10	7	8	22	28	19	13	94	2	42	58	36	39	82	88	57	98	25	99	12	66	35	54	20	9	64	11	84	.3	.17'									
LAP 3	14	18	1	38	44	41	10	7	8	22	28	19	2	94	42	58	36	39	13	82	88	57	98	25	66	35	54	9	20	12	99	64	11	84	3'										
LAP 4	14	18	1	38	44	41	10	7	8	22	28	19	2	94	42	58	36	13	88	98	25	66	35	.82	54	9	20	12	99	64	11	84	.57	.3'											
LAP 5	14	18	1	38	44	41	10	7	8	22	28	19	2	94	42	36	13	88	98	.58	25	66	35	54	9	20	12	99	64	11	84	82													
LAP 6	14	18	1	38	44	41	10	7	8	22	28	19	2	94	42	36	13	88	98	25	66	35	54	9	20	12	99	58	64	11	84	82													
LAP 7	14	18	38	44	41	7	10	8	22	28	1	19	2	94	13	36	88	25	98	66	35	54	9	20	99	58	11	84	64	82	12														
LAP 8	14	18	38	44	41	7	10	8	22	28	2	19	94	1	13	36	88	25	98	66	54	99	58	9	20	11	84	82	64	12															
LAP 9	14	18	38	44	41	7	10	8	22	28	2	19	94	1	13	36	88	25	98	66	54	99	58	20	9	11	84	82	64	.12															
LAP 10	14	18	38	44	41	7	10	8	22	28	2	19	94	1	13	36	88	25	98	66	54	99	58	20	9	11	84	82	64	12															
LAP 11	14	18	38	44	7	41	10	8	22	28	2	19	94	1	13	36	88	25	98	66	99	58	54	20	11	84	82	64	12	.9															
LAP 12	14	18	38	7	44	41	8	22	28	2	19	94	1	13	36	10	88	25	98	66	99	58	54	20	11	84	82	64	12	9															
LAP 13	14	18	38	7	44	41	8	22	28	2	19	94	13	1	36	10	88	25	98	99	58	66	54	20	11	84	82	64	12	9															
LAP 14	14	18	38	7	41	44	8	22	28	2	19	94	13	1	36	10	88	25	98	99	58	66	54	20	11	84	82	64	12	9															
LAP 15	14	18	38	7	41	44	22	8	28	2	19	94	13	1	36	10	88	25	98	58	66	54	20	11	84	82	64	12	.99	9															
LAP 16	14	18	38	7	41	44	22	28	8	2	19	94	13	1	36	10	88	25	98	58	66	54	20	11	84	82	64	12	9																

. - PIT STOP ' - LAP BEHIND



ADAC TCR Germany



Sector List Race 2

Provisional

Reg. Nr.: KNAF 0301.17.196

Circuit Zandvoort, Length: 4307m

Air temperature: 19°C

Track temperature: 22.27°C

Weather condition: Wet

Sunday, July 23, 2017 12:00:00

Lap	Time	SE1	SP1	SE2	SP2	SE3	SP3	TSP	Lap	Time	SE1	SP1	SE2	SP2	SE3	SP3	TSP
19	Hofer, AUT								theoretical besttime: 1:47.838								
1	2:00.127	58.640	174	29.168	183	32.319	221	181	9	2:05.777	47.894	179	33.582	133	44.301	146	214
2	1:48.423	47.817	180	28.297	191	32.309	223	225	10	2:40.492	1:15.413	90	48.050	53	37.029	224	124
3	1:47.959	47.450	180	28.296	192	32.213	221	218	11	1:48.498	48.005	176	28.401	193	32.092	221	225
4	1:59.932	47.740	180	29.715	122	42.477	106	225	12	1:48.212	47.594	180	28.446	193	32.172	220	228
5	2:55.714	1:23.502	85	44.252	116	47.960	115	90	13	1:48.557	47.821	176	28.533	191	32.203	221	230
6	2:37.813	1:09.708	91	43.755	60	44.350	220	152	14	1:48.397	47.648	179	28.509	192	32.240	222	228
7	1:48.649	47.694	179	28.388	191	32.567	221	224	15	1:48.840	47.908	177	28.581	192	32.351	221	221
8	1:50.321	48.658	181	29.436	190	32.227	221	229	16	1:49.271	48.248	175	28.612	193	32.411	211	224

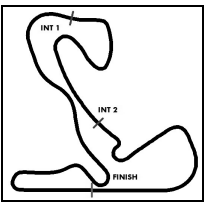
20	Kankkunen, FIN								theoretical besttime: 1:49.014								
1	2:09.329	1:04.025	170	29.875	185	35.429	215	194	9	2:07.644	48.577	175	34.185	114	44.882	121	206
2	1:50.235	48.861	174	28.831	190	32.543	219	225	10	2:36.217	1:12.840	80	48.665	68	34.712	217	144
3	1:51.827	49.421	174	29.354	193	33.052	216	220	11	1:49.321	48.019	175	28.710	189	32.592	219	227
4	2:00.102	48.485	173	31.445	145	40.172	116	219	12	1:50.221	48.600	172	28.983	189	32.638	217	215
5	2:54.001	1:21.151	81	45.135	136	47.715	125	134	13	1:50.024	48.061	173	28.966	188	32.997	217	221
6	2:32.037	1:07.459	82	42.343	79	42.235	217	139	14	1:49.894	48.608	173	28.780	191	32.506	217	224
7	1:49.066	47.971	172	28.762	191	32.333	217	228	15	1:49.605	48.121	174	29.015	192	32.469	217	230
8	1:52.193	49.275	166	28.838	189	34.080	218	233	16	1:49.930	48.078	173	29.109	187	32.743	213	229

22	Proczyk, AUT								theoretical besttime: 1:47.565								
1	1:59.318	57.909	179	28.660	191	32.749	220	175	9	2:05.411	48.117	178	33.014	118	44.280	129	216
2	1:48.072	47.781	180	28.235	192	32.056	219	227	10	2:41.188	1:15.749	94	47.913	60	37.526	221	127
3	1:48.419	47.354	180	28.638	189	32.427	218	231	11	1:48.572	47.952	180	28.211	193	32.409	221	231
4	1:59.580	47.512	179	29.175	134	42.893	102	229	12	1:48.214	47.465	180	28.515	192	32.234	221	225
5	2:55.080	1:23.221	85	44.228	121	47.631	148	95	13	1:48.270	47.625	178	28.400	191	32.245	220	230
6	2:38.585	1:10.093	93	43.672	73	44.820	221	183	14	1:49.184	47.816	177	28.456	189	32.912	220	225
7	1:48.858	47.549	179	28.520	188	32.789	219	228	15	1:48.717	47.601	179	28.468	192	32.648	212	220
8	1:48.953	47.910	177	28.842	190	32.201	219	231	16	1:47.986	47.588	180	28.398	190	32.000	220	222

25	Hezemans, NLD								theoretical besttime: 1:48.271								
1	2:07.102	1:03.538	173	29.247	187	34.317	220	183	9	2:08.621	48.600	176	36.001	125	44.020	140	210
2	1:49.550	48.862	172	28.482	193	32.206	221	230	10	2:38.011	1:13.947	75	48.620	52	35.444	221	170
3	1:48.554	47.598	180	28.467	192	32.489	219	233	11	1:49.773	48.468	169	28.960	192	32.345	219	229
4	2:02.367	47.991	177	32.301	123	42.075	127	226	12	1:49.599	48.285	176	28.705	189	32.609	221	223
5	2:52.987	1:20.891	74	44.129	107	47.967	129	108	13	1:49.398	48.069	176	28.742	189	32.587	218	231
6	2:33.000	1:08.196	83	43.110	68	41.694	221	139	14	1:50.172	48.534	175	29.133	190	32.505	220	226
7	1:49.144	47.921	175	28.923	191	32.300	221	229	15	1:49.504	48.082	175	28.804	190	32.618	220	229
8	1:49.185	48.052	175	28.599	189	32.534	218	231	16	1:49.428	47.965	176	28.744	190	32.719	220	228

28	Eberle, CHE								theoretical besttime: 1:47.691								
1	1:59.479	58.356	173	28.657	190	32.466	222	176	9	2:05.658	47.960	176	33.241	121	44.457	137	219
2	1:48.570	47.839	180	28.402	189	32.329	220	215	10	2:41.243	1:15.648	98	47.839	58	37.756	218	129
3	1:48.084	47.269	179	28.508	189	32.307	220	224	11	1:48.154	47.732	179	28.365	192	32.057	221	216
4	1:59.778	47.597	177	29.465	125	42.716	105	225	12	1:48.452	47.618	179	28.604	191	32.230	219	219
5	2:55.533	1:23.381	89	44.411	121	47.741	132	94	13	1:48.355	47.646	178	28.501	190	32.208	219	229
6	2:38.260	1:09.765	90	43.560	70	44.935	218	175	14	1:48.882	47.738	178	28.656	189	32.488	220	225
7	1:48.786	47.409	178	28.514	191	32.863	218	227	15	1:48.722	47.801	177	28.729	190	32.192	221	226
8	1:48.837	47.743	178	28.783	189	32.311	220	225	16	1:48.815	48.024	179	28.599	190	32.192	217	224

35	Rhyn, CHE								theoretical besttime: 1:48.798								
1	2:08.797	1:03.359	174	29.123	190	36.315	216	169	5	2:52.960	1:21.210	72	44.156	128	47.594	133	106
2	1:49.974	48.584	176	28.618	187	32.772	218	211	6	2:33.732	1:08.456	89	42.894	79	42.382	217	140
3	1:51.007	49.681	175	28.949	188	32.377	217	216	7	1:49.153	47.803	176	28.767	187	32.583	217	224
4	1:59.375	48.649	178	30.257	135	40.469	111	219	8		48.522	175	29.150	185			220



ADAC TCR Germany



Sector List Race 2

Provisional

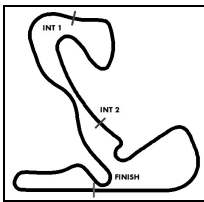
Circuit Zandvoort, Length: 4307m
 Air temperature: 19°C
 Track temperature: 22.27°C
 Weather condition: Wet

Reg. Nr.: KNAF 0301.17.196

Sunday, July 23, 2017 12:00:00

Lap	Time	SE1	SP1	SE2	SP2	SE3	SP3	TSP	Lap	Time	SE1	SP1	SE2	SP2	SE3	SP3	TSP
36 Calcum, DEU									theoretical besttime: 1:48.360								
1	2:02.096	1:00.170	177	29.465	187	32.461	219	164	9	2:07.896	48.871	175	34.963	119	44.062	127	208
2	1:49.526	48.294	174	28.780	189	32.452	220	225	10	2:38.551	1:14.678	76	48.441	50	35.432	222	172
3	1:50.811	48.611	174	29.035	186	33.165	221	224	11	1:49.916	48.480	173	28.524	181	32.912	219	222
4	1:58.688	47.951	176	30.395	124	40.342	131	232	12	1:49.019	48.221	176	28.429	192	32.369	223	219
5	2:55.365	1:23.766	71	44.830	136	46.769	118	88	13	1:50.224	48.692	176	28.649	192	32.883	221	222
6	2:35.079	1:08.470	92	43.439	78	43.170	221	139	14	1:49.292	48.779	176	28.432	194	32.081	223	223
7	1:49.849	48.865	176	28.430	188	32.554	222	223	15	1:49.697	48.404	175	28.619	190	32.674	222	230
8	1:49.316	48.242	176	28.605	189	32.469	221	224	16	1:48.683	47.850	175	28.502	191	32.331	221	229
38 Wolfe, USA									theoretical besttime: 1:47.288								
1	1:56.434	56.043	178	28.323	191	32.068	220	165	9	2:04.757	47.518	178	30.893	112	46.346	139	232
2	1:48.135	47.255	177	28.186	189	32.694	216	231	10	2:42.672	1:14.929	92	48.525	64	39.218	215	133
3	1:48.435	48.188	178	28.314	190	31.933	217	229	11	1:48.036	47.773	179	28.244	187	32.019	216	229
4	1:57.765	47.755	175	28.317	190	41.693	100	232	12	1:47.651	47.252	180	28.276	190	32.123	217	231
5	2:51.971	1:22.771	89	42.507	131	46.693	138	100	13	1:47.561	47.259	178	28.379	190	31.923	217	230
6	2:43.640	1:11.744	108	45.713	73	46.183	216	154	14	1:47.505	47.318	178	28.333	191	31.854	215	231
7	1:48.762	47.958	176	28.954	190	31.850	216	229	15	1:47.931	47.478	177	28.443	190	32.010	216	231
8	1:48.081	48.015	177	28.216	190	31.850	217	231	16	1:49.241	47.554	176	28.678	192	33.009	214	232
39 Thoma, CHE									theoretical besttime: 1:49.168								
1	2:02.535	1:01.016	176	29.310	190	32.209	218	176	3	1:50.647	48.516	170	28.904	192	33.227	219	226
2	1:49.464	48.055	176	28.940	190	32.469	217	224	4								233
40 Koster, NLD									theoretical besttime:								
1	2:26.500	1:05.377	164	31.025	174	50.098		185									
41 Kirsch, DEU									theoretical besttime: 1:47.662								
1	1:57.368	56.657	177	28.605	190	32.106	218	171	9	2:04.012	48.065	175	31.186	137	44.761	132	219
2	1:48.350	47.748	176	28.233	187	32.369	219	224	10	2:42.343	1:15.030	92	48.600	59	38.713	220	143
3	1:48.506	47.726	178	28.601	189	32.179	218	224	11	1:49.169	48.043	176	29.000	192	32.126	219	222
4	1:57.813	47.834	177	28.437	192	41.542	92	223	12	1:48.335	47.481	176	28.588	192	32.266	217	227
5	2:52.181	1:22.869	96	43.749	116	45.563	145	103	13	1:48.464	47.882	178	28.384	193	32.198	219	218
6	2:43.011	1:12.646	94	44.520	76	45.845	219	132	14	1:48.488	47.937	176	28.385	190	32.166	217	232
7	1:49.111	47.968	176	28.662	190	32.481	216	224	15	1:48.092	47.741	176	28.403	191	31.948	219	224
8	1:48.976	48.377	178	28.484	191	32.115	218	224	16	1:48.586	47.963	176	28.540	190	32.083	207	226
42 Niedertscheider, AUT									theoretical besttime: 1:48.528								
1	2:01.310	59.737	177	28.912	192	32.661	221	179	5	2:56.208	1:23.722	80	44.078	121	48.408	123	82
2	1:49.686	47.770	175	29.355	191	32.561	220	226	6	2:35.742	1:08.303	96	43.757	69	43.682	217	134
3	1:50.090	48.473	162	29.381	192	32.236	220	232	7		48.231	177	28.547	193			226
4	1:58.377	47.745	179	29.815	134	40.817	131	231									
44 Kaibach, DEU									theoretical besttime: 1:47.869								
1	1:57.005	55.758	177	29.017	190	32.230	216	160	9	2:03.375	47.807	177	30.236	123	45.332	145	229
2	1:48.378	47.741	178	28.325	191	32.312	217	229	10	2:42.813	1:15.038	103	48.375	62	39.400	217	132
3	1:48.561	47.722	178	28.690	187	32.149	217	230	11	1:48.652	48.131	176	28.512	191	32.009	216	230
4	1:57.519	47.878	178	28.435	189	41.206	99	230	12	1:48.980	47.535	178	28.607	191	32.838	218	229
5	2:52.134	1:22.648	94	43.436	145	46.050	131	102	13	1:48.445	47.748	178	28.468	190	32.229	216	226
6	2:43.367	1:12.592	98	44.419	75	46.356	217	144	14	1:49.541	47.816	178	29.251	187	32.474	217	227
7	1:49.126	47.797	179	28.976	190	32.353	217	230	15	1:48.424	47.593	178	28.543	190	32.288	217	230
8	1:49.037	48.322	177	28.518	190	32.197	217	227	16	1:48.482	47.776	178	28.440	190	32.266	215	231
54 Reicher, AUT									theoretical besttime: 1:49.009								
1	2:08.959	1:03.760	165	29.808	188	35.391	217	183	9	2:07.341	48.567	174	34.102	109	44.672	129	220
2	1:50.250	48.692	175	28.744	187	32.814	219	223	10	2:37.056	1:12.970	75	49.184	65	34.902	218	175
3	1:51.334	49.445	171	29.012	182	32.877	218	217	11	1:50.511	48.153	173	29.517	186	32.841	221	227
4	1:59.549	48.223	176	30.428	134	40.898	124	225	12	1:49.985	48.612	171	28.851	187	32.522	220	216
5	2:53.839	1:20.830	75	45.206	143	47.803	118	117	13	1:50.291	48.451	173	29.034	190	32.806	219	220





ADAC TCR Germany



Sector List Race 2

Provisional

Reg. Nr.: KNAF 0301.17.196

Circuit Zandvoort, Length: 4307m

Air temperature: 19°C

Track temperature: 22.27°C

Weather condition: Wet

Sunday, July 23, 2017 12:00:00

Lap	Time	SE1	SP1	SE2	SP2	SE3	SP3	TSP	Lap	Time	SE1	SP1	SE2	SP2	SE3	SP3	TSP
-----	------	-----	-----	-----	-----	-----	-----	-----	-----	------	-----	-----	-----	-----	-----	-----	-----

88 Oestreich, DEU

theoretical besttime: 1:49.012

1	2:04.855	1:01.652	174	29.458	189	33.745	216	174	9	2:08.176	48.738	176	35.291	133	44.147	149	212
2	1:49.253	48.210	174	28.464	191	32.579	217	225	10	2:37.978	1:14.246	74	48.455	48	35.277	219	148
3	1:49.585	48.253	173	28.695	183	32.637	218	225	11	1:49.807	48.456	174	28.746	187	32.605	217	221
4	2:01.069	48.701	168	31.725	113	40.643	152	224	12	1:49.984	48.552	176	28.845	177	32.587	217	221
5	2:53.414	1:21.830	72	44.726	124	46.858	148	89	13	1:49.428	48.051	177	28.720	183	32.657	217	225
6	2:34.102	1:08.746	93	43.579	69	41.777	217	139	14	1:50.098	48.643	174	28.906	188	32.549	216	225
7	1:49.889	48.691	176	28.623	190	32.575	218	224	15	1:49.323	48.013	176	28.666	188	32.644	217	224
8	1:49.342	48.075	177	28.707	188	32.560	218	229	16	1:49.246	48.076	176	28.635	190	32.535	217	225

94 Richard, CHE

theoretical besttime: 1:48.405

1	2:01.032	59.520	175	28.689	182	32.823	220	186	9	2:05.757	48.433	176	33.722	127	43.602	144	216
2	1:49.216	47.903	179	28.398	185	32.915	216	230	10	2:40.351	1:15.354	90	48.785	49	36.212	219	132
3	1:50.298	49.077	160	28.883	190	32.338	220	227	11	1:49.342	48.243	176	28.561	189	32.538	217	222
4	1:58.006	47.669	176	28.911	140	41.426	126	230	12	1:49.533	48.196	178	28.625	180	32.712	221	228
5	2:55.562	1:23.714	84	43.943	119	47.905	122	89	13	1:48.981	47.982	178	28.558	191	32.441	221	229
6	2:36.732	1:09.147	85	43.972	67	43.613	219	124	14	1:48.683	47.851	177	28.455	192	32.377	218	229
7	1:48.838	47.914	178	28.483	192	32.441	219	226	15	1:48.814	47.823	178	28.517	191	32.474	218	231
8	1:50.003	48.599	178	28.765	191	32.639	220	226	16	1:49.387	48.066	176	28.570	188	32.751	215	229

98 Lautenschlager, DEU

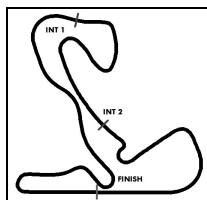
theoretical besttime: 1:47.825

1	2:06.312	1:02.061	168	30.118	190	34.133	221	177	9	2:09.367	48.797	179	36.128	116	44.442	149	203
2	1:49.636	49.230	175	28.155	191	32.251	221	211	10	2:37.388	1:13.501	82	48.872	50	35.015	221	177
3	1:48.406	47.474	170	28.539	185	32.393	223	231	11	1:49.285	48.063	162	29.026	184	32.196	221	221
4	2:02.598	48.301	171	32.332	121	41.965	133	223	12	1:49.931	48.606	178	28.590	184	32.735	221	208
5	2:52.551	1:20.738	76	44.428	108	47.385	131	105	13	1:49.072	48.061	176	28.580	187	32.431	221	218
6	2:33.392	1:08.492	91	43.350	70	41.550	222	140	14	1:50.389	48.726	171	29.153	187	32.510	221	212
7	1:50.226	48.343	173	29.488	187	32.395	222	226	15	1:49.465	48.066	177	28.880	191	32.519	222	220
8	1:49.252	48.221	178	28.635	188	32.396	221	225	16	1:49.350	48.124	180	28.625	186	32.601	222	218

99 Zimmermann, DEU

theoretical besttime: 1:47.988

1	2:09.052	1:05.160	168	28.858	181	35.034	219	196	9	2:07.473	48.595	170	34.364	108	44.514	115	203
2	1:48.397	47.553	172	28.753	193	32.091	221	221	10	2:36.821	1:12.946	85	48.967	64	34.908	219	158
3	1:55.987	54.850	172	28.549	180	32.588	214	234	11	1:49.174	48.182	175	28.664	187	32.328	222	219
4	1:59.450	48.303	176	31.315	130	39.832	112	211	12	1:50.157	48.750	176	29.069	187	32.338	221	206
5	2:54.358	1:21.678	87	45.001	120	47.679	123	139	13	1:49.886	48.494	177	29.076	186	32.316	215	213
6	2:31.162	1:06.998	87	41.912	76	42.252	220	134	14	1:48.936	48.152	176	28.657	188	32.127	220	221
7	1:48.548	48.022	177	28.344	186	32.182	220	221	15	2:19.322	50.352	136	36.334	123	52.636	51	223
8	1:50.198	48.402	176	28.718	187	33.078	218	225									



ADAC TCR Germany

Top speed list Race 2

Provisional

Reg. Nr.: KNAF 0301.17.196

Sunday, July 23, 2017 12:00:00



Circuit Zandvoort, Length: 4307m

Air temperature: 19°C

Track temperature: 22.27°C

Weather condition: Wet

#	Name (NAT)	Team	Car name	Speed	Lap	Race time
10	Antti Buri (FIN)	LMS Racing (FIN)	Audi RS 3 LMS	236.84	12	23:24.211
58	Rik Breukers (NLD)	Bas Koeten Racing 2 (NLD)	SEAT Leon TCR	234.78	4	5:44.917
99	Tim Zimmermann (DEU)	Target Competition GER	Audi RS 3 LMS	234.27	3	4:00.333
7	Mike Halder (DEU)	Wolf-Power Racing 2	SEAT Leon TCR	234.27	15	28:45.488
14	Niels Langeveld (NLD)	Racing One	Audi RS 3 LMS	234.27	16	30:28.297
25	Loris Hezemans (NLD)	Aust Motorsport (DEU)	Audi RS 3 LMS	233.76	3	3:59.536
39	Florian Thoma (CHE)	JUNIOR TEAM ENGSTLER (DEU)	VW Golf GTI TCR	233.76	4	5:45.545
20	Niko Kankkunen (FIN)	LMS Racing (FIN)	Audi RS 3 LMS	233.76	8	15:09.487
84	Maurits Sandberg (NLD)	Racing One 2	Audi RS 3 LMS	233.76	15	29:06.203
38	Jason Wolfe (USA)	TEAM ENGSTLER USA	VW Golf GTI TCR	232.75	4	5:35.907
42	Lukas Niedertscheider (AUT)	Niedertscheider Motorsport (AUT)	SEAT Leon TCR	232.25	3	3:53.893
36	Dino Calcum (DEU)	Schlaeppli Race-Tec (CHE)	Opel Astra TCR	232.25	4	5:45.327
41	Steve Kirsch (DEU)	Honda Team ADAC Sachsen	Honda Civic TCR	232.25	14	27:00.540
98	Tom Lautenschlager (DEU)	Target Competition GER	Audi RS 3 LMS	231.75	3	3:58.831
44	Sandro Kaibach (DEU)	Aust Motorsport (DEU)	Audi RS 3 LMS	231.75	16	30:38.284
22	Harald Proczyk (AUT)	HP Racing	SEAT Leon TCR	231.26	3	3:50.280
18	Sheldon van der Linde (ZAF)	AC 1927 Mayen e.V. im ADAC	Audi RS 3 LMS	231.26	7	13:08.563
94	Kris Richard (CHE)	Target Competition UK-SUI (GBR)	Honda Civic TCR	231.26	15	28:55.251
11	Jürgen Schmarl (AUT)	Target Competition AUT-POR	Honda Civic TCR	231.26	16	30:55.193
54	Simon Reicher (AUT)	Certainty Racing Team (NLD)	Audi RS 3 LMS	230.76	14	27:14.759
66	Ronny Jost (CHE)	TOPCAR Sport	SEAT Leon TCR	230.27	7	13:17.770
19	Max Hofer (AUT)	AC 1927 Mayen e.V. im ADAC	Audi RS 3 LMS	230.27	13	25:14.806
82	Thomas Kramwinkel (DEU)	GermanFLAVOURS Racing	Audi RS 3 LMS	230.27	14	27:19.784
57	Michael Verhagen (NLD)	Bas Koeten Racing 1 (NLD)	Audi RS 3 LMS	229.78	3	3:57.794
2	Alex Morgan (GBR)	Wolf-Power Racing 2	SEAT Leon TCR	229.78	7	13:13.428
8	Luca Engstler (DEU)	JUNIOR TEAM ENGSTLER (DEU)	VW Golf GTI TCR	229.78	12	23:24.606
28	Pascal Eberle (CHE)	Steibel Motorsport (CZE)	SEAT Leon TCR	229.78	13	25:13.733
13	Kai Jordan (DEU)	Racing One	VW Golf GTI TCR	229.78	16	30:44.789
88	Moritz Oestreich (DEU)	Honda Team ADAC Sachsen	Honda Civic TCR	229.29	8	15:05.094
1	Josh Files (GBR)	Target Competition UK-SUI (GBR)	Honda Civic TCR	227.84	3	3:47.267
9	Stefan Goede (DEU)	TEAM ENGSTLER USA	VW Golf GTI TCR	227.84	7	13:19.706
12	Simon Larsson (SWE)	Target Competition SWE-POL	Audi RS 3 LMS	225.46	7	13:21.198
35	Rudolf Rhyn (CHE)	TOPCAR Sport	SEAT Leon TCR	224.06	7	13:18.781
64	Sven Markert (DEU)	GermanFLAVOURS Racing	Audi RS 3 LMS	222.68	2	2:12.964
3	Gosia Rdest (POL)	Target Competition SWE-POL	Audi RS 3 LMS	187.50	2	2:19.022
78	Fabian Danz (CHE)	Schlaeppli Race-Tec (CHE)	SEAT Leon TCR	186.20	1	12.814
40	Dillon Koster (NLD)	Certainty Racing Team (NLD)	Audi RS 3 LMS	185.88	1	15.219