



ADAC GT Masters

Result List Race 2



Provisional

Amended

Reg. Nr.: KNAF 0301.17.196

23.7.2017 - 16:52

Circuit Zandvoort, Length: 4307m

Air temperature: 16.19°C

Track temperature: 17.51°C

Weather condition: Wet

Sunday, July 23, 2017 13:15:00

started : 27 classified : 23 not classified : 4

	Drivers	Team	Car	Laps	Total Time	Gap	Kph	Lap	Time	Kph
1	1 C.De Phillippi(USA)/C.Mies(DEU)	MontaplastbyLand-Motorsport(DEU)	Audi R8 LMS	28	1:01:00.843		118.4	22	1:49.413	141.7
2	2 J.Schmidt(CHE)(J)/C.Haase(DEU)	MontaplastbyLand-Motorsport(DEU)	Audi R8 LMS	28	1:01:01.095	0.252	118.3	22	1:49.871	141.1
3	6 F.Spengler(DEU)/C.Zanella(CHE)	HB Racing WDS Bau(AUT)	Lamborghini Huracan GT3	28	1:01:01.298	0.455	118.5	22	1:50.024	140.9
4	99 R.Renauer(DEU)/S.Müller(DEU)	Precote Herberth Motorsport(DEU)	Porsche 911 GT3 R	28	1:01:01.762	0.919	118.4	21	1:50.249	140.6
5	17 M.Jaminet(FRA)/M.Ammermüller(DEU)	KÜS TEAM75 Bernhard(DEU)	Porsche 911 GT3 R	28	1:01:02.282	1.439	118.5	22	1:49.987	140.9
6	77 J.Gounon(FRA)(J)/R.van der Zande(NLD)	Callaway Competition(DEU)	Corvette C7 GT3	28	1:01:03.700	2.857	118.2	22	1:51.032	139.6
7	4 D.Marschall(DEU)(J)/P.Niederhauser(CHE)	Aust Motorsport(DEU)	Audi R8 LMS	28	1:01:04.431	3.588	118.2	22	1:51.279	139.3
8	25 M.Ortmann(DEU)(J)/F.Stippler(DEU)	BWT Mücke Motorsport(DEU)	Audi R8 LMS	28	1:01:04.812	3.969	118.2	22	1:51.138	139.5
9	36 K.Bachler(AUT)/A.Macdowall(GBR)	Schütz Motorsport(DEU)	Porsche 911 GT3 R	28	1:01:05.710	4.867	118.7	22	1:51.437	139.1
10	21 L.Stolz(DEU)(J)/L.Ludwig(DEU)	Mercedes-AMG Team ZAKSPEED(DEU)	Mercedes-AMG GT3	28	1:01:06.473	5.630	118.1	22	1:51.475	139.0
11	24 F.Salaquarda(CZE)/M.Winkelhock(DEU)	BWT Mücke Motorsport(DEU)	Audi R8 LMS	28	1:01:07.232	6.389	118.2	22	1:50.997	139.6
12	22 R.Lips(CHE)(T)/M.Gassner(DEU)	MRS GT-Racing(DEU)	Nissan GT-RNISMO GT3	28	1:01:08.697	7.854	118.3	22	1:53.248	136.9
13	8 R.Feller(CHE)(J)/M.Ahlin-Kottulinsky(SWE)(J)	Audi Sport racing academy(DEU)	Audi R8 LMS	28	1:01:10.081	9.238	118.3	22	1:52.087	138.3
14	18 A.de Leener(BEL)/C.Friedrich(DEU)(J)	KÜS TEAM75 Bernhard(DEU)	Porsche 911 GT3 R	28	1:01:10.762	9.919	118.2	22	1:52.182	138.2
15	26 S.Asch(DEU)/S.Mücke(DEU)	BWT Mücke Motorsport(DEU)	Mercedes-AMG GT3	28	1:01:11.376	10.533	118.1	22	1:52.664	137.6
16	48 I.Dontje(NLD)(J)/M.Kirchhöfer(DEU)	Mercedes-AMG Team HTP Motorsport(L)	Mercedes-AMG GT3	28	1:01:13.107	12.264	118.1	8	1:53.684	136.3
17	9 C.Höher(AUT)(J)/E.Erhart(DEU)	Audi Sport racing academy(DEU)	Audi R8 LMS	28	1:01:13.543	12.700	118.2	22	1:53.782	136.2
18	66 J.Judek(DEU)(J)/E.Lindholm(FIN)(J)	ADACNSA/Attempto Racing Team(DE)	Lamborghini Huracan GT3	28	1:01:14.328	13.485	118.2	8	1:53.618	136.4
19	50 P.Geipel(DEU)/R.Frey(CHE)	YACO Racing(DEU)	Audi R8 LMS	28	1:01:33.161	32.318	118.4	22	1:51.186	139.4
20	7 N.Siedler(AUT)/M.Mapelli(ITA)	HB Racing WDS Bau(AUT)	Lamborghini Huracan GT3	28	1:01:42.398	41.555	118.1	8	1:52.324	138.0
21	42 N.Catsburg(NLD)/P.Eng(AUT)	BMW Team Schnitzer(DEU)	BMW M6 GT3	25	53:32.371	3 LAP	120.7	22	1:49.338	141.8
22	13 S.Barth(DEU)(T)/M.Hackländer(DEU)	RWT Racing(AUT)	Corvette C7 GT3	25	53:32.895	3 LAP	120.7	22	1:51.202	139.4
23	20 N.Rogivue(CHE)(J)/N.Sylvest(DNK)(J)	Mercedes-AMG Team ZAKSPEED(DEU)	Mercedes-AMG GT3	22	46:33.305	6 LAP	122.1	22	1:51.065	139.6
Not classified										
84	P.Assenheimer(DEU)(J)/M.Götz(DEU)	Mercedes-AMG Team HTP Motorsport(L)	Mercedes-AMG GT3	17	36:06.534	11 LAP	121.1	7	1:50.448	140.3
63	R.Ineichen(CHE)(T)/C.Engelhart(DEU)	GRT Grasser-Racing-Team(AUT)	Lamborghini Huracan GT3	9	17:12.138	19 LAP	136.1	7	1:52.687	137.5
3	M.Pommer(DEU)/K.van der Linde(ZAF)	Aust Motorsport(DEU)	Audi R8 LMS	9	17:13.118	19 LAP	135.8	8	1:50.917	139.7
19	E.Perez Companc(ARG)(J)/M.Bortolotti(ITA)	GRT Grasser-Racing-Team(AUT)	Lamborghini Huracan GT3	4	7:46.207	24 LAP	133.3	2	1:52.357	137.9

Fastest lap of the race. Car 42 driver Nick Catsburg on lap 22. Time 1:49.338, average speed 141.8 km/h.

Following stewards decision no. 124 drive trough penalty converted into a time penalty of 30 seconds for car no. 50

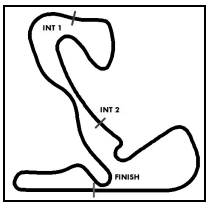
Following stewards decision no. 126 drive trough penalty converted into a time penalty of 30 seconds for car no. 07

Subject to final scrutineering!

Publication time:

Clerk of the Course: Jeroen Frieman

Timekeeper: Steffen Ruhl



ADAC GT Masters

Sector List Race 2

Provisional



Circuit Zandvoort, Length: 4307m

Air temperature: 16.19°C

Track temperature: 17.51°C

Weather condition: Wet

Reg. Nr.: KNAF 0301.17.196

Sunday, July 23, 2017 13:15:00

Lap	Time	SE1	SP1	SE2	SP2	SE3	SP3	TSP	Lap	Time	SE1	SP1	SE2	SP2	SE3	SP3	TSP
6	1:54.399	50.516	165	29.721	185	34.162	228	211	19	2:32.175	1:01.229	94	49.052	65	41.894	225	173
7	1:54.105	50.082	166	29.891	180	34.132	229	224	20	1:54.423	50.536	165	29.556	185	34.331	227	199
8	1:53.549	49.696	165	29.598	184	34.255	235	225	21	1:52.036	48.947	172	29.047	197	34.042	224	202
9	1:53.719	49.990	169	29.552	189	34.177	228	217	22	1:51.202	48.376	174	28.886	192	33.940	235	210
10	1:56.126	50.839	162	29.997	180	35.290	200	228	23	1:51.415	48.115	174	29.339	180	33.961	224	221
11	1:59.902	52.551	158	31.162	153	36.189	202	193	24	2:35.815	1:06.063	90	42.775	112	46.977	137	196
12	2:21.967	51.693	159	31.499	124	58.775	53	203	25	2:41.357	1:12.008	100	49.984	67	39.365	221	121
13	3:14.882	2:04.794	149	32.958	136	37.130	189		26		50.358	174					204

17 Jaminet, FRA / Ammermüller, DEU

theoretical besttime: 1:49.503

1	2:09.585	1:02.875	157	30.606	175	36.104	221	151	15	2:43.872	1:10.436	105	50.002	47	43.434	226	154
2	1:58.317	52.434	167	30.613	165	35.270	225	196	16	1:55.413	51.015	169	29.732	173	34.666	227	199
3	1:57.245	51.594	169	30.235	164	35.416	225	195	17	1:54.043	50.010	172	29.584	196	34.449	226	202
4	1:57.140	51.475	162	30.409	159	35.256	226	200	18	1:54.671	50.130	170	29.661	146	34.880	205	209
5	1:55.642	51.140	165	29.854	170	34.648	228	191	19	2:39.353	1:07.434	93	49.049	60	42.870	227	196
6	1:55.730	50.152	171	30.853	150	34.725	230	206	20	1:52.608	49.811	172	28.974	183	33.823	231	194
7	1:53.362	49.705	173	29.194	179	34.463	228	209	21	1:50.409	48.362	182	28.729	182	33.318	232	219
8	1:53.179	49.633	173	29.232	182	34.314	227	192	22	1:49.987	48.039	176	28.571	192	33.377	231	219
9	1:54.369	49.987	175	29.624	168	34.758	227	196	23	1:51.869	47.614	183	28.926	164	35.329	182	219
10	1:56.619	50.581	172	29.849	164	36.189	229	199	24	2:40.005	1:10.592	86	42.060	124	47.353	144	171
11	1:58.050	52.123	161	30.090	158	35.837	225	188	25	2:42.437	1:11.877	91	49.749	57	40.811	227	123
12	2:23.814	50.665	172	34.215	101	58.934	54	197	26	1:53.264	49.421	176	29.625	192	34.218	181	201
13	3:05.292	1:58.421	129	30.923	159	35.948	213		27	2:48.055	1:05.450	88	53.104	78	49.501	134	190
14	2:39.062	1:06.445	96	45.301	100	47.316	123	185	28	2:48.890	1:14.392	85	45.234	103	49.264	140	133

18 de Leener, BEL / Friedrich, DEU

theoretical besttime: 1:52.152

1	2:11.518	1:03.977	149	31.766	165	35.775	217	170	15	2:39.808	1:08.501	101	50.238	51	41.069	227	136
2	1:59.355	52.234	175	31.070	158	36.051	222	194	16	1:58.720	52.158	159	30.667	168	35.895	227	216
3	1:56.814	50.853	176	30.330	173	35.631	225	217	17	1:57.003	51.114	165	30.466	181	35.423	226	224
4	1:56.753	50.477	172	30.775	157	35.501	225	206	18	2:04.313	53.525	131	32.767	163	38.021	200	214
5	1:56.105	51.072	172	30.230	163	34.803	228	233	19	2:24.197	54.855	124	48.364	61	40.978	220	181
6	1:54.169	49.782	179	29.335	181	35.052	227	208	20	1:58.590	51.918	159	31.160	184	35.512	229	188
7	1:53.394	49.708	176	29.346	178	34.340	229	212	21	1:53.723	49.791	172	29.659	179	34.273	228	213
8	1:53.589	49.529	180	29.471	181	34.589	227	213	22	1:52.182	49.559	176	28.925	201	33.698	230	204
9	1:53.994	49.553	175	29.790	177	34.651	225	214	23	1:57.347	49.057	174	32.181	171	36.109	205	228
10	1:56.422	50.272	174	29.825	175	36.325	205	203	24	2:28.002	55.725	93	44.778	124	47.499	117	179
11	1:57.891	52.028	167	30.246	168	35.617	217	197	25	2:37.533	1:09.780	105	50.352	87	37.401	225	105
12	2:24.525	50.982	172	34.050	98	59.493	55	184	26	1:58.020	50.946	179	29.960	156	37.114	173	191
13	3:17.624	2:08.714	150	32.835	149	36.075	214		27	2:47.127	1:01.344	103	56.285	108	49.498	128	164
14	2:35.169	1:00.143	88	47.149	121	47.877	89	180	28	2:46.875	1:11.233	85	48.330	117	47.312	160	131

19 Perez Companc, ARG / Bortolotti, ITA

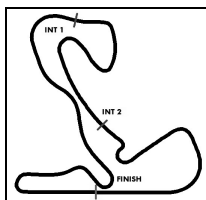
theoretical besttime: 1:52.067

1	1:57.293	54.280	172	29.330	191	33.683	229	190	3	1:53.856	49.787	173	29.680	197	34.389	221	211
2	1:52.357	49.236	178	29.620	191	33.501	225	206	4	2:02.701	50.412	171	29.923	185	42.366	58	203

20 Rogivue, CHE / Sylvest, DNK

theoretical besttime: 1:50.902

1	2:08.297	1:01.306	167	30.791	172	36.200	213	163	13	2:52.940	1:15.474	95	42.945	111	54.521	54	153
2	1:57.984	52.318	166	30.373	168	35.293	217	191	14	3:16.528	1:52.102	153	37.481	101	46.945	86	
3	1:56.339	51.061	174	29.970	176	35.308	214	192	15	2:38.349	1:08.328	120	50.599	56	39.422	221	125
4	1:57.402	51.561	164	31.020	180	34.821	218	201	16	1:58.340	52.069	159	30.482	164	35.789	220	200
5	1:54.396	50.388	167	29.873	179	34.135	218	203	17	1:57.494	51.976	170	29.925	172	35.593	213	182
6	1:53.522	49.830	170	30.023	193	33.669	221	213	18	2:04.606	52.653	147	34.625	139	37.328	169	210
7	1:51.543	48.634	169	29.473	188	33.436	225	222	19	2:22.872	54.139	141	49.104	66	39.629	217	173
8	1:51.987	48.732	177	29.301	186	33.954	221	221	20	1:56.233	51.636	163	30.458	193	34.139	221	192
9	1:51.934	48.597	179	29.249	185	34.088	218	216	21	1:53.609	49.527	175	29.672	180	34.410	221	230
10	1:53.580	49.414	171	29.969	169	34.197	221	219	22	1:51.065	48.752	179	29.257	205	33.056	226	232
11	1:58.774	52.646	144	30.901	161	35.227	218	213	23								240
12	2:25.511	51.330	161	42.217	86	51.964	186	203									



ADAC GT Masters

Sector List Race 2

Provisional



Circuit Zandvoort, Length: 4307m

Air temperature: 16.19°C

Track temperature: 17.51°C

Weather condition: Wet

Reg. Nr.: KNAF 0301.17.196

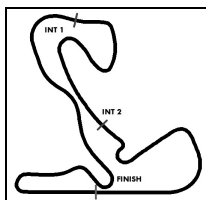
Sunday, July 23, 2017 13:15:00

Lap	Time	SE1	SP1	SE2	SP2	SE3	SP3	TSP	Lap	Time	SE1	SP1	SE2	SP2	SE3	SP3	TSP
21 Stolz, DEU / Ludwig, DEU									theoretical besttime: 1:51.475								
1	2:02.214	57.280	165	30.215	197	34.719	219	191	15	2:38.208	1:08.091	105	50.565	55	39.552	221	133
2	1:54.740	50.697	172	29.820	186	34.223	222	192	16	1:58.573	52.155	160	30.609	171	35.809	220	200
3	1:54.487	49.928	172	29.982	190	34.577	218	199	17	1:54.710	50.185	160	29.922	191	34.603	216	208
4	1:54.612	50.276	170	30.077	189	34.259	218	207	18	1:58.007	51.781	158	30.504	150	35.722	202	192
5	1:53.899	50.094	170	29.762	192	34.043	218	213	19	2:29.326	58.666	104	49.526	57	41.134	220	189
6	1:53.453	49.863	173	29.640	197	33.950	221	209	20	1:54.917	51.046	163	29.594	172	34.277	221	198
7	2:04.469	49.443	173	29.629	199	45.397	54	212	21	1:54.196	50.559	165	29.580	184	34.057	222	217
8	2:37.834	1:33.706	169	29.933	194	34.195	222		22	1:51.475	48.891	172	28.884	188	33.700	222	220
9	1:54.338	50.258	172	30.026	195	34.054	222	208	23	1:53.081	48.078	179	30.654	163	34.349	222	230
10	1:55.330	50.165	170	29.858	190	35.307	215	202	24	2:32.410	1:01.945	87	44.268	136	46.197	144	208
11	2:20.707	1:03.741	121	34.925	190	42.041	54	196	25	2:39.882	1:11.603	92	49.922	71	38.357	222	114
12	2:55.750	1:51.437	166	30.070	176	34.243	223		26	1:55.976	50.830	172	30.000	178	35.146	199	206
13	1:55.177	51.181	169	29.470	192	34.526	203	195	27	2:47.954	1:03.226	90	54.666	70	50.062	144	185
14	2:33.187	58.877	75	46.691	119	47.619	85	192	28	2:47.561	1:12.368	93	46.970	82	48.223	152	134

22 Lips, CHE / Gassner, DEU									theoretical besttime: 1:53.126								
1	2:12.551	1:05.226	157	31.804	187	35.521	223	169	15	2:39.320	1:08.171	120	50.355	50	40.794	225	144
2	1:59.295	52.443	161	31.199	176	35.653	224	204	16	1:57.229	51.899	165	30.662	179	34.668	230	194
3	1:57.289	51.293	161	30.747	175	35.249	227	215	17	1:56.979	51.025	173	29.800	183	36.154	212	201
4	1:58.953	52.053	165	31.702	146	35.198	229	216	18	2:04.213	53.639	155	31.970	169	38.604	217	188
5	1:58.232	52.396	163	31.132	171	34.704	229	216	19	2:24.876	54.695	135	48.733	60	41.448	225	206
6	1:55.851	50.510	171	30.759	173	34.582	229	213	20	1:56.081	51.323	171	29.944	172	34.814	229	207
7	1:54.106	49.932	172	29.933	178	34.241	231	225	21	1:54.198	50.231	173	29.764	182	34.203	230	224
8	1:53.414	49.513	173	29.768	182	34.133	229	228	22	1:53.248	49.387	180	29.606	194	34.255	232	223
9	1:53.639	49.603	169	29.803	185	34.233	229	229	23	1:57.406	49.386	170	31.443	161	36.577	223	221
10	2:04.786	58.247	168	30.069	172	36.470	194	238	24	2:27.604	55.288	92	44.824	122	47.492	105	187
11	1:58.189	52.620	166	30.725	159	34.844	229	198	25	2:37.863	1:09.914	102	50.430	88	37.519	225	100
12	2:15.028	50.974	170	30.246	151	53.808	47	212	26	1:57.029	51.113	179	29.843	178	36.073	207	205
13	3:12.580	2:02.763	141	33.164	148	36.653	189		27	2:47.787	1:01.882	118	56.076	117	49.829	119	173
14	2:34.398	1:00.207	73	46.079	133	48.112	91	180	28	2:46.553	1:11.099	97	48.096	114	47.358	189	138

24 Sالاquarda, CZE / Winkelhock, DEU									theoretical besttime: 1:50.660								
1	2:05.662	1:00.023	160	30.541	179	35.098	223	174	15	2:40.067	1:08.373	85	50.299	48	41.395	228	163
2	1:56.378	51.582	164	30.133	179	34.663	225	184	16	1:56.360	51.947	174	29.716	175	34.697	227	204
3	1:56.105	51.160	164	30.022	183	34.923	222	191	17	1:56.111	51.015	177	29.385	191	35.711	222	215
4	1:57.319	51.779	169	30.295	170	35.245	223	196	18	1:59.440	53.227	165	30.275	169	35.938	196	203
5	1:55.553	50.712	167	30.220	170	34.621	226	202	19	2:31.503	1:00.726	105	49.102	61	41.675	225	184
6	1:52.223	49.302	172	29.164	186	33.757	225	209	20	1:55.207	50.788	174	29.557	178	34.862	224	202
7	1:51.993	49.068	174	29.398	195	33.527	228	210	21	1:53.631	50.998	177	29.071	186	33.562	229	225
8	1:59.640	48.759	176	37.065	192	33.816	226	216	22	1:50.997	49.096	174	28.611	202	33.290	229	241
9	1:52.590	49.239	174	29.363	193	33.988	226	213	23	2:04.424	48.835	176	39.142	154	36.447	200	223
10	1:52.448	49.133	171	29.453	179	33.862	226	217	24	2:27.545	54.801	81	45.191	106	47.553	110	187
11	1:58.019	51.684	147	30.844	160	35.491	224	224	25	2:27.545	1:09.826	91	50.389	83	37.330	226	109
12	2:30.853	50.885	161	41.507	82	58.461	59	200	26	1:55.367	50.688	176	29.708	169	34.971	182	195
13	3:15.590	2:07.830	157	31.964	144	35.796	219		27	2:48.829	1:03.288	97	55.969	82	49.572	133	172
14	2:39.353	1:04.606	89	45.916	115	48.831	105	173	28	2:46.480	1:11.666	102	48.352	98	46.462	164	148

25 Ortmann, DEU / Stippler, DEU									theoretical besttime: 1:50.461								
1	2:05.254	59.755	162	30.624	184	34.875	223	172	15	2:42.066	1:09.582	84	50.027	47	42.457	223	159
2	1:56.105	51.465	171	29.981	174	34.659	224	188	16	1:56.365	52.197	166	29.705	175	34.463	225	197
3	1:56.326	51.471	168	30.123	175	34.732	222	187	17	1:55.746	50.627	168	29.458	184	35.661	221	200
4	1:56.286	51.776	162	30.209	167	34.301	223	200	18	1:57.071	51.226	168	30.168	158	35.677	186	212
5	1:55.368	51.916	166	29.773	175	33.679	227	207	19	2:33.563	1:02.132	94	48.909	62	42.522	224	187
6	1:52.914	49.509	175	29.615	180	33.790	227	212	20	1:56.195	50.905	172	29.782	176	35.508	225	201
7	1:51.777	49.072	174	29.375	183	33.330	229	209	21	1:51.725	48.790	175	29.065	188	33.870	226	222
8	1:51.860	49.317	179	29.011	185	33.532	226	216	22	1:51.138	48.847	176	28.713	194	33.578	227	214
9	1:52.801	49.644	171	29.368	174	33.789	225	212	23	1:52.231	48.418	177	29.083	164	34.730	222	226
10	1:53.799	49.977	171	29.652	177	34.170	226	204	24	2:35.667	1:05.394	87	43.379	117	46.894	123	206
11	1:56.458	51.220	159	30.424	159	34.814	224	218	25	2:40.746	1:11.949	89	49.765	64	39.032	224	110
12	2:37.901	52.966	124	44.792	114	1:00.143		208	26	1:56.719	50.474	176	31.050	188	35.195	206	202
13	3:15.354	2:07.723	148	31.560	134	36.071	194		27	2:46.304	1:03.207	89	53.437	79	49.660	141	184
14	2:38.959	1:05.292	93	45.830	110	47.837	118	163	28	2:48.114	1:13.207	90	46.293	105	48.614	123	138



ADAC GT Masters



Sector List Race 2

Provisional

Reg. Nr.: KNAF 0301.17.196

Circuit Zandvoort, Length: 4307m

Air temperature: 16.19°C

Track temperature: 17.51°C

Weather condition: Wet

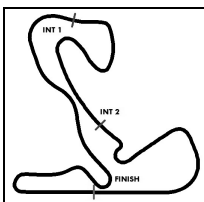
Sunday, July 23, 2017 13:15:00

Lap	Time	SE1	SP1	SE2	SP2	SE3	SP3	TSP	Lap	Time	SE1	SP1	SE2	SP2	SE3	SP3	TSP
26 Asch, DEU / Mücke, DEU									theoretical besttime: 1:51.421								
1	2:07.040	1:00.829	152	30.662	173	35.549	213	168	15	2:42.780	1:09.640	95	50.451	45	42.689	217	159
2	1:57.551	51.985	171	30.318	176	35.248	221	212	16	2:02.901	50.847	177	29.680	152	42.374	57	186
3	1:57.403	51.409	163	30.524	166	35.470	216	210	17	2:03.711	1:00.288	181	29.249	193	34.174	221	
4	1:58.864	51.844	154	31.433	160	35.587	215	199	18	2:04.188	52.600	161	34.287	124	37.301	207	203
5	1:55.403	50.909	161	30.054	174	34.440	221	200	19	2:21.229	53.980	147	49.011	67	38.238	218	159
6	1:54.030	49.776	166	29.880	175	34.374	222	216	20	1:56.602	51.316	173	30.490	161	34.796	220	182
7	1:53.183	49.371	166	29.819	183	33.993	224	213	21	1:54.389	49.779	168	30.312	166	34.298	222	220
8	1:54.037	48.992	169	30.054	174	34.991	219	229	22	1:52.664	49.669	168	29.815	198	33.180	225	225
9	1:55.062	50.300	164	29.983	176	34.779	220	215	23	1:55.554	47.839	185	31.819	171	35.896	183	233
10	2:09.681	51.501	159	30.150	181	48.030	221	209	24	2:28.193	55.705	96	44.703	119	47.785	138	181
11	1:58.216	52.549	156	30.450	170	35.217	215	191	25	2:37.043	1:09.922	94	50.348	84	36.773	221	122
12	2:19.594	51.839	162	30.114	161	57.641	47	191	26	1:58.276	51.023	180	30.104	184	37.149	182	180
13	3:00.945	1:52.929	135	32.145	153	35.871	215		27	2:47.576	1:01.515	99	56.444	95	49.617	128	152
14	2:38.756	1:05.423	90	45.542	98	47.791	146	193	28	2:46.505	1:10.890	94	48.737	117	46.878	161	134

36 Bachler, AUT / Macdowall, GBR									theoretical besttime: 1:50.986								
1	2:19.418	1:11.923	157	31.521	173	35.974	223		15	2:43.129	1:09.908	100	50.417	45	42.804	219	170
2	1:56.758	51.311	173	30.487	162	34.960	223	200	16	1:55.444	50.980	165	29.889	171	34.575	230	193
3	1:57.563	50.742	165	30.662	154	36.159	216	200	17	1:53.801	49.874	168	29.573	186	34.354	226	194
4	1:58.366	52.013	161	30.738	168	35.615	225	209	18	2:03.602	51.150	164	29.924	159	42.528	57	195
5	1:55.923	51.754	163	29.873	188	34.296	229	210	19	2:34.926	1:04.678	101	49.571	56	40.677	231	
6	1:53.244	49.464	176	29.519	183	34.261	229	223	20	1:54.814	50.922	166	29.548	169	34.344	232	186
7	1:52.176	48.526	177	29.679	191	33.971	229	229	21	1:54.119	50.389	164	29.512	173	34.218	230	209
8	1:53.010	48.792	176	29.388	175	34.830	230	231	22	1:51.437	48.977	171	28.772	183	33.688	232	212
9	1:53.841	49.183	178	29.626	175	35.032	229	220	23	1:53.758	48.482	174	30.545	137	34.731	200	216
10	1:55.673	49.941	174	30.033	179	35.699	194	218	24	2:33.589	1:01.575	84	45.180	123	46.834	121	175
11	2:00.323	54.258	168	30.416	162	35.649	224	141	25	2:38.302	1:10.255	97	50.706	70	37.341	211	133
12	2:23.072	51.712	163	30.658	116	1:00.702	48	192	26	1:55.056	50.763	179	29.873	162	34.420	205	171
13	2:59.840	1:52.846	126	31.558	154	35.436	188		27	2:47.631	1:03.505	92	54.008	74	50.118	147	183
14	2:39.411	1:06.245	99	45.641	80	47.525	121	174	28	2:47.484	1:12.612	90	46.653	83	48.219	144	129

42 Catsburg, NLD / Eng, AUT									theoretical besttime: 1:49.331								
1	2:10.722	1:04.239	146	31.207	167	35.276	221	161	14	2:36.487	1:01.634	87	46.755	107	48.098	95	195
2	1:58.201	52.400	169	30.802	163	34.999	225	194	15	2:39.790	1:08.309	83	50.409	52	41.072	225	144
3	1:56.594	50.927	166	30.490	165	35.177	221	189	16	1:54.845	50.490	167	29.888	175	34.467	225	210
4	1:57.068	51.278	162	30.727	157	35.063	225	190	17	1:55.137	50.948	163	29.206	186	34.983	221	201
5	1:55.680	51.203	163	30.033	163	34.444	225	193	18	1:57.970	51.214	157	30.641	146	36.115	191	207
6	1:54.106	50.084	167	30.027	166	33.995	225	192	19	2:32.645	1:01.602	87	48.694	70	42.349	223	181
7	1:52.653	49.261	170	29.730	170	33.662	228	213	20	1:52.940	49.731	168	29.502	179	33.707	227	205
8	1:51.571	48.429	179	29.017	182	34.125	225	213	21	1:50.290	48.163	170	28.804	183	33.323	229	218
9	1:53.430	49.434	169	29.997	172	33.999	226	209	22	1:49.338	47.570	172	28.660	196	33.108	229	229
10	1:52.922	49.030	172	30.031	168	33.861	227	207	23	1:51.406	47.563	178	28.716	162	35.127	177	225
11	1:56.070	50.208	151	30.762	149	35.100	220	210	24	2:39.796	1:10.537	89	42.296	125	46.963	161	166
12	2:30.629	50.987	154	40.745	94	58.897		191	25	2:42.444	1:12.272	90	49.708	55	40.464	218	102
13	3:19.637	2:09.806	128	33.403	126	36.428	206		26		49.109	175					200

48 Dontje, NLD / Kirchhöfer, DEU									theoretical besttime: 1:53.066								
1	2:10.373	1:03.775	155	31.203	178	35.395	216	154	15	2:44.188	1:10.472	96	49.986	48	43.730	221	170
2	1:59.668	52.729	164	31.417	164	35.522	217	210	16	1:55.632	50.863	172	30.038	193	34.731	221	209
3	1:57.178	51.411	170	30.402	172	35.365	217	211	17	2:01.546	49.786	176	29.579	194	42.181	59	220
4	1:58.144	52.413	169	30.588	165	35.143	219	215	18	2:12.989	1:02.738	159	33.736	147	36.515	210	
5	1:56.179	51.271	169	30.318	171	34.590	218	216	19	2:22.680	54.319	145	49.120	65	39.241	218	164
6	1:54.481	50.406	173	30.022	189	34.053	223	221	20	1:58.097	51.711	170	30.357	181	36.029	220	194
7	1:54.029	50.145	172	29.679	192	34.205	223	228	21	1:54.939	50.029	175	29.808	171	35.102	220	202
8	1:53.684	49.813	176	29.619	194	34.252	222	228	22	1:54.393	49.434	178	30.098	173	34.861	224	224
9	1:53.922	49.979	178	29.649	195	34.294	221	223	23	1:55.277	49.399	171	30.243	160	35.635	184	214
10	1:55.432	50.926	172	29.810	196	34.696	221	222	24	2:28.319	55.391	89	45.245	101	47.683	137	177
11	1:58.532	52.534	166	30.249	163	35.749	217	186	25	2:36.513	1:09.632	86	50.345	93	36.536	221	96
12	2:23.631	51.279	168	32.686	93	59.666	54	197	26	1:58.490	51.244	175	29.851	169	37.395	151	184
13	3:02.244	1:54.616	153	31.143	151	36.485	217		27	2:47.457	1:01.338	85	56.165	105	49.954	100	153
14	2:39.063	1:06.673	84	45.205	109	47.185	121	194	28	2:46.027	1:10.742	93	50.686	88	44.599	160	136



ADAC GT Masters



Sector List Race 2

Provisional

Reg. Nr.: KNAF 0301.17.196

Circuit Zandvoort, Length: 4307m

Air temperature: 16.19°C

Track temperature: 17.51°C

Weather condition: Wet

Sunday, July 23, 2017 13:15:00

Lap	Time	SE1	SP1	SE2	SP2	SE3	SP3	TSP	Lap	Time	SE1	SP1	SE2	SP2	SE3	SP3	TSP
-----	------	-----	-----	-----	-----	-----	-----	-----	-----	------	-----	-----	-----	-----	-----	-----	-----

50 Geipel, DEU / Frey, CHE

theoretical besttime: 1:50.817

1	2:09.098	1:02.147	167	30.643	177	36.308	225	168	15	2:41.123	1:09.080	82	50.190	47	41.853	225	175
2	1:57.883	52.368	167	30.094	177	35.421	226	191	16	1:55.486	50.827	179	29.903	168	34.756	224	201
3	1:57.619	51.492	172	30.798	169	35.329	225	199	17	1:54.685	50.504	175	29.581	174	34.600	222	198
4	1:57.142	51.484	160	30.560	171	35.098	225	200	18	1:56.790	51.485	172	30.338	148	34.967	223	193
5	1:55.448	51.108	167	29.976	178	34.364	227	197	19	2:35.334	1:03.296	93	49.193	60	42.845	224	192
6	1:54.515	50.444	174	29.844	171	34.227	229	209	20	1:54.766	50.169	171	30.397	169	34.200	228	197
7	1:54.550	49.498	173	30.898	180	34.154	231	213	21	1:52.078	49.350	179	29.200	181	33.528	228	207
8	1:53.040	49.544	177	29.331	184	34.165	227	209	22	1:51.186	48.739	179	28.970	186	33.477	228	212
9	1:54.132	49.618	178	29.755	170	34.759	227	220	23	1:51.072	48.370	180	28.985	165	33.717	225	214
10	1:56.960	50.917	177	30.262	186	35.781	229	211	24	2:36.002	1:06.579	91	42.575	121	46.848	148	200
11	1:57.402	51.756	163	30.387	156	35.259	225	199	25	2:41.784	1:12.216	90	49.682	62	39.886	225	115
12	2:24.437	50.866	155	34.623	103	58.948	55	200	26	1:54.398	50.149	179	30.402	185	33.847	225	190
13	3:10.724	2:02.673	147	32.124	137	35.927	210		27	2:47.269	1:04.450	93	53.267	86	49.552	143	188
14	2:39.179	1:05.023	90	45.883	105	48.273	104	159	28	2:49.059	1:14.195	82	45.494	103	49.370	134	137

63 Ineichen, CHE / Engelhart, DEU

theoretical besttime: 1:52.577

1	2:00.773	56.279	169	29.990	188	34.504	223	181	6	1:53.516	49.692	169	29.671	183	34.153	231	204
2	1:54.941	50.653	172	29.976	182	34.312	223	203	7	1:52.687	49.462	174	29.485	182	33.740	231	211
3	1:54.724	50.509	165	29.859	178	34.356	225	203	8	1:52.732	49.617	175	29.418	186	33.697	229	216
4	1:54.532	50.557	170	29.870	186	34.105	226	199	9	1:54.308	49.723	167	29.790	178	34.795	228	212
5	1:53.925	50.291	164	29.859	176	33.775	227	206	10		50.522	172	31.071	174			206

66 Judek, DEU / Lindholm, FIN

theoretical besttime: 1:52.993

1	2:14.490	1:06.455	135	31.599	132	36.436	205	155	15	2:40.902	1:08.277	91	50.693	44	41.932	224	154
2	2:00.192	52.841	166	30.769	165	36.582	216	170	16	1:58.446	52.533	172	30.812	187	35.101	225	223
3	1:56.632	51.289	164	30.478	179	34.865	221	204	17	1:56.485	50.305	170	30.559	187	35.621	221	225
4	1:57.446	51.082	161	30.869	157	35.495	221	228	18	2:09.914	59.301	168	33.349	141	37.264	169	229
5	1:55.330	50.888	168	30.004	190	34.438	225	216	19	2:22.870	54.596	160	48.849	65	39.425	225	167
6	1:53.869	49.770	171	30.023	179	34.076	225	226	20	1:57.774	51.932	173	30.259	163	35.583	224	184
7	1:54.126	49.627	174	29.887	185	34.612	227	225	21	1:54.677	50.016	178	30.010	172	34.651	226	216
8	1:53.618	49.508	175	29.613	182	34.497	225	211	22	1:54.318	49.635	178	30.468	189	34.215	229	225
9	1:53.894	49.304	173	30.243	184	34.347	226	225	23	1:55.868	49.610	162	30.578	157	35.680	188	214
10	1:55.569	50.115	170	30.307	188	35.147	193	217	24	2:28.432	55.320	83	45.197	122	47.915	136	175
11	1:59.759	52.583	165	30.733	148	36.443	226	163	25	2:36.626	1:09.464	95	50.174	101	36.988	225	109
12	2:22.500	51.708	153	31.522	129	59.270	57	204	26	2:00.792	52.565	181	31.075	162	37.152	166	173
13	3:10.099	2:00.703	146	32.469	156	36.927	223		27	2:46.739	1:00.857	92	56.331	107	49.551	103	152
14	2:36.796	1:02.096	84	45.802	119	48.898	105	193	28	2:46.165	1:11.470	74	50.189	84	44.506	174	126

77 Gounon, FRA / van der Zande, NLD

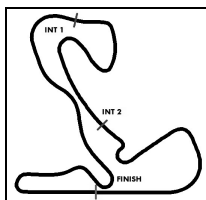
theoretical besttime: 1:50.485

1	2:03.851	58.278	166	30.597	172	34.976	217	175	15	2:46.084	1:11.861	90	48.344	60	45.879	217	132
2	1:55.102	50.741	168	30.085	168	34.276	223	190	16	1:53.594	50.221	173	29.268	193	34.105	232	204
3	1:53.986	49.982	170	29.425	181	34.579	230	199	17	1:53.210	49.788	175	28.987	195	34.435	225	204
4	1:55.543	50.758	169	30.368	170	34.417	226	193	18	2:02.522	50.771	171	29.334	188	42.417	58	210
5	1:53.380	49.792	173	29.595	178	33.993	227	201	19	2:41.709	1:10.780	104	49.160	60	41.769	231	
6	1:52.572	49.322	170	29.182	183	34.068	232	208	20	1:54.638	50.713	172	29.431	184	34.494	227	213
7	1:53.106	49.215	170	29.514	187	34.377	229	217	21	1:51.842	49.157	180	28.716	194	33.969	227	214
8	1:51.408	48.621	174	29.018	190	33.769	229	220	22	1:51.032	48.753	181	28.759	195	33.520	238	228
9	1:52.559	49.006	170	29.417	190	34.136	220	220	23	1:52.347	48.249	179	29.165	159	34.933	226	222
10	1:52.592	49.011	172	29.818	185	33.763	236	216	24	2:35.933	1:05.383	89	43.812	124	46.738	138	195
11	1:59.005	51.407	162	30.722	164	36.876	232	216	25	2:40.096	1:11.692	86	49.787	67	38.617	225	114
12	2:41.767	56.379	85	44.833	96	1:00.555	59	192	26	1:54.610	50.626	183	30.085	192	33.899	235	187
13	3:04.519	1:57.634	141	31.292	163	35.593	208		27	2:46.448	1:03.492	96	53.386	82	49.570	152	205
14	2:41.542	1:09.963	91	43.320	108	48.259	159	185	28	2:48.703	1:13.829	84	46.036	100	48.838	131	141

84 Assenheimer, DEU / Götz, DEU

theoretical besttime: 1:50.328

1	1:59.056	55.217	177	29.887	181	33.952	221	180	10	1:52.184	49.091	174	29.730	185	33.363	225	226
2	1:52.773	49.178	172	29.792	190	33.803	223	207	11	1:53.719	49.062	171	29.849	144	34.808	221	225
3	1:53.101	49.289	171	29.783	184	34.029	221	209	12	3:03.589	1:18.085	87	44.514	91	1:00.990	60	178
4	1:54.183	49.872	169	29.694	167	34.617	217	213	13	3:08.987	2:02.286	167	30.618	177	36.083	217	
5	1:52.167	49.306	172	29.477	181	33.384	225	210	14	2:40.793	1:08.231	106	44.069	123	48.493	149	204



ADAC GT Masters

Sector List Race 2

Provisional



Circuit Zandvoort, Length: 4307m

Air temperature: 16.19°C

Track temperature: 17.51°C

Weather condition: Wet

Reg. Nr.: KNAF 0301.17.196

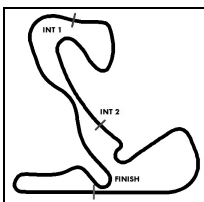
Sunday, July 23, 2017 13:15:00

Lap	Time	SE1	SP1	SE2	SP2	SE3	SP3	TSP	Lap	Time	SE1	SP1	SE2	SP2	SE3	SP3	TSP
6	1:50.959	48.432	177	29.184	195	33.343	225	224	15	2:44.860	1:10.938	97	49.286	52	44.636	221	188
7	1:50.448	48.212	177	29.159	189	33.077	227	218	16	1:53.727	50.372	177	29.378	181	33.977	221	206
8	1:50.484	48.243	178	29.039	193	33.202	225	232	17	1:53.886	49.903	174	29.433	196	34.550	216	211
9	1:51.618	48.448	179	29.499	187	33.671	224	223	18								214

99 Renauer, DEU / Müller, DEU

theoretical besttime: 1:49.261

1	2:07.531	1:02.490	163	30.247	186	34.794	227	156	15	2:43.704	1:10.336	94	49.737	48	43.631	229	188
2	1:57.435	51.964	166	30.097	169	35.374	228	201	16	1:54.260	50.535	176	29.477	179	34.248	229	186
3	1:55.215	50.192	171	29.835	164	35.188	221	221	17	1:53.178	49.090	178	29.431	189	34.657	225	215
4	1:55.955	52.058	179	29.803	169	34.094	229	201	18	1:56.005	50.444	178	29.987	130	35.574	229	197
5	1:54.160	50.400	171	29.748	181	34.012	229	197	19	2:41.127	1:09.193	96	48.804	61	43.130	229	183
6	1:51.289	49.078	179	28.926	195	33.285	230	220	20	1:52.460	49.577	179	29.100	190	33.783	231	207
7	1:51.021	48.754	180	28.868	190	33.399	230	226	21	1:50.249	48.238	181	28.703	192	33.308	231	216
8	1:50.976	48.363	181	28.818	191	33.795	230	218	22	1:50.255	47.945	181	28.764	198	33.546	231	214
9	1:51.863	49.097	176	29.071	194	33.695	228	230	23	1:51.623	47.494	185	28.847	184	35.282	178	219
10	1:54.315	49.921	167	29.818	162	34.576	228	215	24	2:40.231	1:10.743	93	42.159	115	47.329	155	167
11	1:54.440	50.017	169	29.327	168	35.096	225	212	25	2:41.871	1:12.013	87	49.814	56	40.044	228	123
12	2:42.242	56.419	104	45.142	110	1:00.681	55	193	26	1:52.657	49.243	183	28.482	191	34.932	180	213
13	3:08.464	2:01.555	139	31.297	154	35.612	197		27	2:49.232	1:06.779	89	52.976	72	49.477	143	183
14	2:40.974	1:08.298	90	44.916	125	47.760	127	193	28	2:49.030	1:14.566	87	44.955	104	49.509	136	126



ADAC GT Masters



Sector List Race 2

Provisional

Reg. Nr.: KNAF 0301.17.196

Circuit Zandvoort, Length: 4307m

Air temperature: 16.19°C

Track temperature: 17.51°C

Weather condition: Wet

Sunday, July 23, 2017 13:15:00

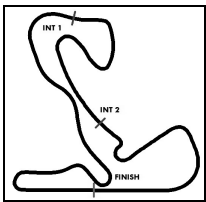
Lap	Time	SE1	SP1	SE2	SP2	SE3	SP3	TSP	Lap	Time	SE1	SP1	SE2	SP2	SE3	SP3	TSP
1 De Phillippi, USA / Mies, DEU									theoretical besttime: 1:49.087								
1	2:05.988	59.403	159	31.247	168	35.338	225	167	15	2:44.109	1:10.667	92	49.353	50	44.089	227	192
2	1:56.387	51.730	169	29.934	168	34.723	227	180	16	1:52.338	49.205	173	29.289	176	33.844	229	208
3	1:57.609	51.611	175	30.499	161	35.499	217	193	17	1:53.084	49.463	171	29.202	171	34.419	222	219
4	1:57.308	52.623	166	30.210	158	34.475	226	199	18	1:55.521	50.606	167	29.814	159	35.101	222	206
5	1:54.025	50.603	171	29.560	173	33.862	228	208	19	2:42.712	1:11.021	113	48.704	57	42.987	227	192
6	1:52.691	50.125	178	29.243	174	33.323	229	196	20	1:51.002	48.966	178	28.932	196	33.104	227	214
7	1:51.989	49.505	178	29.169	179	33.315	230	204	21	1:50.144	48.201	180	28.745	201	33.198	229	232
8	1:51.613	49.330	176	29.012	190	33.271	228	215	22	1:49.413	47.727	180	28.767	205	32.919	229	228
9	1:51.757	49.008	178	29.196	179	33.553	226	219	23	1:53.608	47.835	174	28.952	164	36.821	203	235
10	1:54.272	50.427	172	29.622	161	34.223	227	211	24	2:41.087	1:11.126	108	42.377	120	47.584	143	170
11	1:56.840	51.913	155	30.163	157	34.764	226	213	25	2:41.728	1:11.649	106	49.704	59	40.375	229	153
12	2:37.189	52.533	113	44.663	95	59.993	58	198	26	1:49.857	48.139	182	28.441	197	33.277	225	237
13	3:06.285	1:59.612	144	30.549	157	36.124	210		27	2:50.353	1:08.466	89	52.716	93	49.171	140	193
14	2:40.896	1:08.383	99	44.700	126	47.813	146	198	28	2:51.038	1:15.227	102	45.181	97	50.630	136	137

2 Schmidt, CHE / Haase, DEU									theoretical besttime: 1:49.784								
1	2:02.781	57.775	163	30.295	161	34.711	224	168	15	2:46.346	1:11.871	88	49.003	59	45.472	226	140
2	1:54.818	50.515	168	30.127	165	34.176	225	202	16	1:52.971	49.758	165	29.297	186	33.916	225	201
3	1:54.544	50.147	167	30.029	168	34.368	224	186	17	1:53.479	50.193	165	29.090	195	34.196	221	210
4	1:55.328	50.552	165	30.319	164	34.457	224	192	18	1:55.698	50.262	162	30.010	151	35.426	198	205
5	1:53.688	50.233	169	29.525	173	33.930	227	185	19	2:43.562	1:11.815	109	48.979	55	42.768	225	187
6	1:52.550	49.593	169	29.271	174	33.686	229	198	20	1:50.712	48.610	174	28.890	197	33.212	227	222
7	1:54.056	49.651	175	30.392	164	34.013	227	196	21	1:50.185	48.298	177	28.609	199	33.278	225	217
8	1:52.473	49.300	173	29.297	175	33.876	226	194	22	1:49.871	48.043	178	28.623	205	33.205	225	221
9	1:52.479	49.037	175	29.281	177	34.161	225	210	23	1:53.668	47.970	180	28.874	171	36.824	189	223
10	1:55.846	50.360	170	31.287	162	34.199	225	187	24	2:40.323	1:11.121	95	41.974	112	47.228	155	171
11	1:54.972	49.998	168	29.509	162	35.465	219	204	25	2:42.625	1:12.449	89	49.614	60	40.562	228	127
12	2:42.228	56.695	103	44.876	105	1:00.657	57	193	26	1:51.194	49.163	180	28.630	196	33.401	208	212
13	3:02.963	1:55.977	130	31.162	151	35.824	206		27	2:50.130	1:08.028	103	52.945	78	49.157	137	192
14	2:41.119	1:09.665	98	43.397	121	48.057	174	195	28	2:50.486	1:15.121	96	45.248	104	50.117	138	141

3 Pommer, DEU / van der Linde, ZAF									theoretical besttime: 1:50.626								
1	2:00.219	55.861	175	29.818	193	34.540	224	187	6	1:51.400	48.955	174	29.096	194	33.349	228	211
2	2:03.221	49.515	179	38.835	159	34.871	226	221	7	1:51.171	48.794	176	29.092	195	33.285	225	217
3	1:55.078	50.789	173	29.959	175	34.330	225	205	8	1:50.917	48.316	180	29.025	196	33.576	229	238
4	1:56.049	51.599	172	30.108	174	34.342	225	204	9	1:52.384	49.388	175	29.122	182	33.874	225	213
5	1:52.679	49.813	173	29.280	186	33.586	227	211	10		50.361	174	30.401	187			192

4 Marschall, DEU / Niederhauser, CHE									theoretical besttime: 1:51.279								
1	2:04.504	58.810	162	30.574	170	35.120	223	163	15	2:40.390	1:08.436	83	50.497	45	41.457	226	143
2	1:56.172	51.236	164	30.126	185	34.810	224	180	16	1:56.119	51.127	160	30.125	169	34.867	225	216
3	1:59.138	51.931	163	31.433	156	35.774	221	191	17	1:56.683	51.252	154	30.343	183	35.088	218	208
4	1:58.338	53.186	152	30.692	179	34.460	225	203	18	2:00.610	53.932	160	30.583	166	36.095	221	196
5	1:55.293	51.403	175	29.750	185	34.140	225	200	19	2:29.818	58.890	100	49.235	60	41.693	224	206
6	1:55.504	50.324	171	30.463	170	34.717	228	216	20	1:54.964	51.175	167	29.513	182	34.276	227	199
7	1:52.884	49.804	173	29.439	180	33.641	229	211	21	1:54.140	50.718	168	29.112	176	34.310	227	231
8	1:54.312	49.457	176	30.332	178	34.523	226	220	22	1:51.279	49.025	176	28.659	189	33.595	229	222
9	1:55.232	49.724	173	30.627	172	34.881	226	227	23	1:52.305	48.242	179	29.855	178	34.208	223	225
10	1:55.802	50.436	168	30.605	158	34.761	227	219	24	2:33.208	1:02.499	87	43.939	129	46.770	134	215
11	1:58.734	52.976	152	30.619	155	35.139	224	199	25	2:40.257	1:11.558	87	49.912	69	38.787	225	119
12	2:25.405	51.527	159	35.125	108	58.753	57	199	26	1:55.094	50.724	176	29.566	193	34.804	213	211
13	3:17.205	2:07.757	143	32.847	150	36.601	208		27	2:45.765	1:02.774	91	53.594	74	49.397	148	203
14	2:36.483	1:01.817	86	45.828	114	48.838	104	196	28	2:48.793	1:13.677	88	46.155	102	48.961	126	143

6 Spengler, DEU / Zanella, CHE									theoretical besttime: 1:49.350								
1	2:08.596	1:01.861	165	30.562	157	36.173	220	156	15	2:45.953	1:11.882	93	48.246	60	45.825	223	142
2	1:56.818	51.662	170	30.028	163	35.128	217	198	16	1:53.489	50.004	177	29.458	196	34.027	225	199
3	1:55.917	50.984	164	30.019	173	34.914	218	206	17	1:54.565	50.919	172	29.160	188	34.486	221	210
4	1:57.415	51.863	154	30.961	169	34.591	221	207	18	1:56.082	50.623	176	30.264	138	35.195	222	205
5	1:54.948	51.320	167	29.683	183	33.945	224	213	19	2:42.014	1:09.921	102	48.788	61	43.305	225	185
6	1:53.626	50.297	166	29.861	188	33.468	227	223	20	1:52.063	49.510	180	29.035	192	33.518	227	206



ADAC GT Masters



Sector List Race 2

Provisional

Circuit Zandvoort, Length: 4307m

Air temperature: 16.19°C

Track temperature: 17.51°C

Weather condition: Wet

Reg. Nr.: KNAF 0301.17.196

Sunday, July 23, 2017 13:15:00

Lap	Time	SE1	SP1	SE2	SP2	SE3	SP3	TSP	Lap	Time	SE1	SP1	SE2	SP2	SE3	SP3	TSP
7	1:51.188	49.053	178	28.996	191	33.139	229	216	21	1:50.438	48.632	181	28.623	199	33.183	228	217
8	1:52.184	49.001	180	29.641	189	33.542	226	222	22	1:50.024	48.072	184	28.505	201	33.447	225	219
9	1:52.006	48.993	176	29.355	184	33.658	225	227	23	1:51.471	47.706	182	28.752	204	35.013	176	228
10	1:53.452	49.673	174	29.477	182	34.302	221	223	24	2:40.675	1:11.142	96	42.215	120	47.318	135	156
11	1:59.190	53.093	142	30.842	163	35.255	226	220	25	2:42.200	1:11.990	100	49.447	58	40.763	225	141
12	2:32.902	51.414	164	42.027	93	59.461	58	207	26	1:51.523	49.029	181	28.592	194	33.902	222	221
13	3:02.594	1:55.140	144	30.945	147	36.509	218		27	2:50.012	1:07.424	96	52.794	77	49.794	149	195
14	2:40.832	1:09.173	89	43.541	108	48.118	161	182	28	2:49.121	1:14.282	102	45.228	106	49.611	141	136

7 Siedler, AUT / Mapelli, ITA

theoretical besttime: 1:51.638

1	2:09.821	1:03.070	152	30.921	167	35.830	221	154	15	2:45.640	1:11.303	87	49.076	53	45.261	220	156
2	1:58.509	52.567	158	30.841	167	35.101	221	193	16	2:03.945	51.050	178	29.646	182	43.249	58	201
3	1:57.600	51.410	164	31.063	164	35.127	221	189	17	2:05.332	1:00.660	176	29.151	182	35.521	221	
4	1:56.922	51.469	158	30.775	153	34.678	225	196	18	2:04.737	53.233	169	34.359	133	37.145	211	187
5	1:55.914	51.721	170	29.950	167	34.243	226	205	19	2:21.477	54.195	152	48.708	62	38.574	217	178
6	1:53.737	49.899	172	29.843	165	33.995	229	204	20	1:57.944	51.454	172	31.009	158	35.481	223	177
7	1:53.136	49.478	171	29.843	172	33.815	229	210	21	1:54.741	49.984	179	29.633	172	35.124	222	201
8	1:52.324	48.672	180	29.802	189	33.850	226	216	22	1:53.090	49.422	178	29.631	179	34.037	227	215
9	1:54.695	50.096	173	30.327	165	34.272	221	226	23	1:55.162	49.119	182	30.039	160	36.004	189	210
10	1:53.278	49.791	176	29.689	163	33.798	226	217	24	2:28.069	55.214	82	45.236	128	47.619	139	187
11	1:55.532	50.585	170	30.003	156	34.944	225	210	25	2:36.525	1:09.794	91	49.939	89	36.792	207	114
12	2:28.804	50.595	168	39.540	99	58.669	58	197	26	1:59.142	51.005	181	30.308	178	37.829	148	188
13	3:01.919	1:54.781	159	30.653	164	36.485	221		27	2:47.367	1:01.294	87	56.168	96	49.905	105	160
14	2:40.903	1:08.794	99	44.114	110	47.995	161	185	28	2:46.133	1:10.512	96	50.549	99	45.072	163	135

8 Feller, CHE / Ahlin-Kottulinsky, SWE

theoretical besttime: 1:52.087

1	2:14.074	1:05.836	148	32.102	163	36.136	221	146	15	2:37.928	1:08.517	120	50.687	56	38.724	225	136
2	1:59.631	52.655	168	31.184	171	35.792	224	172	16	1:58.059	52.090	160	30.486	162	35.483	224	201
3	1:59.201	51.378	174	32.151	171	35.672	221	197	17	1:56.556	51.216	173	29.830	175	35.510	225	204
4	2:00.782	52.048	173	33.283	175	35.451	222	193	18	2:04.831	53.112	141	33.871	140	37.848	182	227
5	1:55.830	50.718	177	30.026	185	35.086	226	223	19	2:22.919	54.245	135	48.824	66	39.850	224	179
6	1:56.807	51.119	172	31.006	183	34.682	226	204	20	1:57.657	51.653	165	31.203	177	34.801	227	190
7	1:55.236	50.783	178	29.870	198	34.583	226	210	21	1:53.224	49.390	172	29.336	179	34.498	227	231
8	1:57.969	50.402	179	29.948	202	37.619	225	225	22	1:52.087	49.040	176	28.876	198	34.171	230	223
9	1:56.142	50.626	176	30.266	190	35.250	225	220	23	1:57.450	49.238	171	32.038	162	36.174	218	226
10	1:56.824	51.634	177	30.218	168	34.972	225	198	24	2:28.335	55.511	95	45.327	127	47.497	114	178
11	1:56.822	51.444	180	30.120	166	35.258	223	207	25	2:36.912	1:09.605	106	50.322	87	36.985	225	110
12	2:13.587	50.362	180	30.133	165	53.092	48	214	26	1:58.427	51.333	177	29.842	172	37.252	175	203
13	2:31.866	1:06.424	175	31.317	123	54.125	58		27	2:47.067	1:01.193	114	56.429	102	49.445	114	179
14	3:16.818	1:53.349	154	36.724	92	46.745	79		28	2:47.040	1:11.361	90	48.097	111	47.582	171	138

9 Höher, AUT / Erhart, DEU

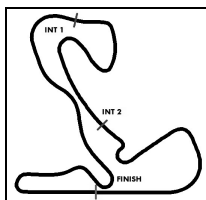
theoretical besttime: 1:53.646

1	2:13.535	1:05.606	152	31.576	168	36.353	201	156	15	2:38.937	1:08.122	120	50.338	48	40.477	225	142
2	1:59.598	52.628	162	30.823	166	36.147	221	198	16	1:58.957	52.131	167	30.629	172	36.197	222	198
3	1:59.457	51.784	170	31.441	172	36.232	218	210	17	1:56.639	51.237	169	29.962	176	35.440	222	199
4	1:59.247	52.056	162	31.083	160	36.108	221	216	18	2:04.100	52.959	144	33.081	147	38.060	193	206
5	1:57.457	51.751	168	30.318	174	35.388	225	205	19	2:23.664	54.690	121	48.619	61	40.355	228	173
6	1:56.668	51.065	170	30.269	178	35.334	223	203	20	1:55.995	51.088	170	30.178	169	34.729	227	199
7	1:56.811	50.933	170	31.006	181	34.872	226	212	21	2:01.525	49.876	179	30.115	180	41.534	210	218
8	1:57.716	51.179	171	30.024	192	36.513	218	211	22	1:53.782	50.012	169	29.381	179	34.389	226	221
9	1:57.048	51.609	168	30.266	171	35.173	225	205	23	1:54.124	49.245	173	29.777	157	35.102	189	222
10	1:57.112	51.534	171	29.913	176	35.665	221	202	24	2:28.751	55.439	91	45.306	95	48.006	122	183
11	1:57.644	51.788	167	30.038	156	35.818	225	194	25	2:35.746	1:09.171	91	50.673	87	35.902	221	93
12	2:11.721	51.271	168	29.769	179	50.681	42	207	26	1:58.836	52.163	176	29.491	176	37.182	166	181
13	3:10.690	2:00.950	132	33.159	135	36.581	184		27	2:47.324	1:01.444	86	56.148	110	49.732	97	155
14	2:34.531	1:00.213	79	46.486	128	47.832	90	180	28	2:45.928	1:11.265	85	50.267	87	44.396	171	137

13 Barth, DEU / Hackländer, DEU

theoretical besttime: 1:50.941

1	2:11.837	1:04.888	150	31.406	159	35.543	213	173	14	2:35.535	1:00.595	87	46.728	107	48.212	87	188
2	1:59.478	52.466	160	31.021	155	35.991	221	194	15	2:39.301	1:08.204	81	50.684	51	40.413	223	134
3	1:57.144	51.270	163	30.351	171	35.523	221	221	16	1:56.416	52.259	154	29.974	187	34.183	226	199
4	1:58.191	51.654	158	31.245	162	35.292	213	198	17	1:54.647	50.490	169	29.495	189	34.662	217	192
5	1:55.653	50.918	160	30.320	174	34.415	235	211	18	1:57.621	52.328	164	29.673	161	35.620	212	198



ADAC GT Masters

Top speed list Race 2

Provisional

Reg. Nr.: KNAF 0301.17.196

Sunday, July 23, 2017 13:15:00



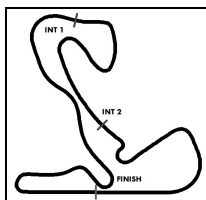
Circuit Zandvoort, Length: 4307m

Air temperature: 16.19°C

Track temperature: 17.51°C

Weather condition: Wet

#	Name (NAT)	Team	Car name	Speed	Lap	Race time
24	Filip Salaquarda (CZE)	BWT Mücke Motorsport (DEU)	Audi R8 LMS	241.07	22	44:38.825
20	Nikolaj Rogivue (CHE)	Mercedes-AMG Team ZAKSPEED (DEU)	Mercedes-AMG GT3	240.00	23	46:36.121
22	Marc Gassner (DEU)	MRS GT-Racing (DEU)	Nissan GT-R NISMO GT3	238.93	10	17:46.094
3	Kelvin van der Linde (ZAF)	Aust Motorsport (DEU)	Audi R8 LMS	238.41	8	13:32.598
1	Connor De Phillippi (USA)	Montaplast by Land-Motorsport (DEU)	Audi R8 LMS	237.36	26	53:32.381
18	Christopher Friedrich (DEU)	KÜS TEAM75 Bernhard (DEU)	Porsche 911 GT3 R	233.76	5	8:07.255
26	Sebastian Asch (DEU)	BWT Mücke Motorsport (DEU)	Mercedes-AMG GT3	233.76	23	46:41.059
84	Maximilian Götz (DEU)	Mercedes-AMG Team HTP Motorsport (DEU)	Mercedes-AMG GT3	232.25	8	13:15.510
36	Alex Macdowall (GBR)	Schütz Motorsport (DEU)	Porsche 911 GT3 R	231.75	8	13:56.219
8	Ricardo Feller (CHE)	Audi Sport racing academy (DEU)	Audi R8 LMS	231.75	21	42:52.342
4	Dennis Marschall (DEU)	Aust Motorsport (DEU)	Audi R8 LMS	231.26	21	42:46.392
99	Sven Müller (DEU)	Precote Herberth Motorsport (DEU)	Porsche 911 GT3 R	230.27	9	15:26.371
21	Luca Stolz (DEU)	Mercedes-AMG Team ZAKSPEED (DEU)	Mercedes-AMG GT3	230.27	23	46:32.468
66	Jonathan Judek (DEU)	ADAC NSA / Attempto Racing Team (DEU)	Lamborghini Huracan GT3	229.29	18	36:23.014
42	Nick Catsburg (NLD)	BMW Team Schnitzer (DEU)	BMW M6 GT3	229.29	22	44:32.196
48	Marvin Kirshöfer (DEU)	Mercedes-AMG Team HTP Motorsport (DEU)	Mercedes-AMG GT3	228.81	7	11:58.884
77	Jules Gounon (FRA)	Callaway Competition (DEU)	Corvette C7 GT3	228.81	22	44:37.347
6	Florian Spengler (DEU)	HB Racing WDS Bau (AUT)	Lamborghini Huracan GT3	228.81	23	46:19.123
13	Maximilian Hackländer (DEU)	RWT Racing (AUT)	Corvette C7 GT3	228.32	10	17:40.894
25	Mike David Ortmann (DEU)	BWT Mücke Motorsport (DEU)	Audi R8 LMS	226.89	23	46:27.840
7	Marco Mapelli (ITA)	HB Racing WDS Bau (AUT)	Lamborghini Huracan GT3	226.41	9	15:40.784
2	Jeffrey Schmidt (CHE)	Montaplast by Land-Motorsport (DEU)	Audi R8 LMS	223.60	23	46:15.499
9	Christopher Höher (AUT)	Audi Sport racing academy (DEU)	Audi R8 LMS	222.22	23	46:45.665
50	Rahel Frey (CHE)	YACO Racing (DEU)	Audi R8 LMS	220.85	9	15:42.126
17	Mathieu Jaminet (FRA)	KÜS TEAM75 Bernhard (DEU)	Porsche 911 GT3 R	219.95	22	44:30.573
63	Christian Engelhart (DEU)	GRT Grasser-Racing-Team (AUT)	Lamborghini Huracan GT3	216.00	8	13:27.942
19	Mirko Bortolotti (ITA)	GRT Grasser-Racing-Team (AUT)	Lamborghini Huracan GT3	211.76	3	3:52.545



ADAC GT Masters

Pit Stops Race 2

Provisional



Circuit Zandvoort, Length: 4307m

Air temperature: 16.19°C

Track temperature: 17.51°C

Weather condition: Wet

Reg. Nr.: KNAF 0301.17.196

Sunday, July 23, 2017 13:15:00

Nr	Driver in	Day time in	Time in	Driver out	Day time out	Time out	Nett Time
19	Mirko Bortolotti	13:25:12.147	7:40.063				
21	Luca Ludwig	13:31:03.181	13:31.097	Luca Ludwig	13:31:54.465	14:22.381	51.284
21	Luca Ludwig	13:39:51.356	22:19.272	Luca Ludwig	13:40:58.733	23:26.649	1:07.377
84	Maximilian Götz	13:41:10.344	23:38.260	Maximilian Götz	13:42:21.015	24:48.931	1:10.671
77	Renger van der Zande	13:41:10.841	23:38.757	Renger van der Zande	13:42:18.417	24:46.333	1:07.576
2	Christopher Haase	13:41:11.521	23:39.437	Christopher Haase	13:42:17.747	24:45.663	1:06.226
99	Sven Müller	13:41:12.037	23:39.953	Sven Müller	13:42:22.482	24:50.398	1:10.445
25	Frank Stippler	13:41:12.719	23:40.635	Mike David Ortmann	13:42:29.765	24:57.681	1:17.046
1	Christopher Mies	13:41:13.400	23:41.316	Christopher Mies	13:42:21.455	24:49.371	1:08.055
6	Christopher Zanella	13:41:14.191	23:42.107	Christopher Zanella	13:42:19.642	24:47.558	1:05.451
24	Markus Winkelhock	13:41:14.765	23:42.681	Markus Winkelhock	13:42:30.529	24:58.445	1:15.764
42	Philipp Eng	13:41:15.563	23:43.479	Philipp Eng	13:42:31.908	24:59.824	1:16.345
7	Marco Mapelli	13:41:16.193	23:44.109	Marco Mapelli	13:42:20.742	24:48.658	1:04.549
4	Patric Niederhauser	13:41:17.080	23:44.996	Patric Niederhauser	13:42:31.556	24:59.472	1:14.476
50	Rahel Frey	13:41:17.781	23:45.697	Rahel Frey	13:42:30.282	24:58.198	1:12.501
17	Michael Ammermüller	13:41:18.449	23:46.365	Michael Ammermüller	13:42:25.678	24:53.594	1:07.229
18	Christopher Friedrich	13:41:19.476	23:47.392	Christopher Friedrich	13:42:33.720	25:01.636	1:14.244
48	Marvin Kirchhöfer	13:41:20.492	23:48.408	Marvin Kirchhöfer	13:42:25.027	24:52.943	1:04.535
13	Maximilian Hackländer	13:41:21.278	23:49.194	Sven Barth	13:42:32.576	25:00.492	1:11.298
66	Emil Lindholm	13:41:23.045	23:50.961	Emil Lindholm	13:42:31.080	24:58.996	1:08.035
36	Alex Macdowall	13:41:24.023	23:51.939	Alex Macdowall	13:42:27.440	24:55.356	1:03.417
26	Stefan Mücke	13:41:24.797	23:52.713	Stefan Mücke	13:42:29.564	24:57.480	1:04.767
22	Marc Gassner	13:41:25.617	23:53.533	Marc Gassner	13:42:34.609	25:02.525	1:08.992
8	Mikaela Ahlin-Kottulinsky	13:41:27.199	23:55.115	Mikaela Ahlin-Kottulinsky	13:41:50.074	24:17.990	22.875
9	Elia Erhart	13:41:28.353	23:56.269	Elia Erhart	13:42:35.514	25:03.430	1:07.161
20	Nicolai Sylvest	13:43:59.524	26:27.440	Nikolaj Rogivue	13:45:06.274	27:34.190	1:06.750
8	Mikaela Ahlin-Kottulinsky	13:44:00.587	26:28.503	Ricardo Feller	13:45:08.926	27:36.842	1:08.339
7	Norbert Siedler	13:51:48.466	34:16.382	Norbert Siedler	13:52:06.580	34:34.496	18.114
26	Sebastian Asch	13:51:51.180	34:19.096	Sebastian Asch	13:52:09.538	34:37.454	18.358
48	Indy Dontje	13:53:43.833	36:11.749	Indy Dontje	13:54:01.655	36:29.571	17.822
77	Jules Gounon	13:55:32.253	38:00.169	Jules Gounon	13:55:50.297	38:18.213	18.044
36	Alex Macdowall	13:55:40.419	38:08.335	Alex Macdowall	13:55:58.492	38:26.408	18.073