

# ADAC GT Masters

## Result List Qualifying 2



Provisional

Circuit Zandvoort, Length: 4307m

Air temperature: 20°C

Track temperature: 21.37°C

Weather condition: Dry

Reg. Nr.: KNAF 0301.17.196

Sunday, July 23, 2017 9:00:00

started : 27      classified : 27      not classified : 0

	Drivers	Team	Car	Lap	Best Time	Gap	Diff	Kph	Day Time
1	19 E.Perez Compagnon(ARG)(J)/M.Bortolotti(ITA)	GRT Grasser-Racing-Team(AUT)	Lamborghini Huracan GT3	4	<b>1:35.329</b>			162.6	9:10:53
2	84 P.Assenheimer(DEU)(J)/M.Götz(DEU)	Mercedes-AMG Team HTP Motorsport	Mercedes-AMG GT3	3	<b>1:35.344</b>	0.015	0.015	162.6	9:14:03
3	3 M.Pommer(DEU)/K.van der Linde(ZAF)	Aust Motorsport(DEU)	Audi R8 LMS	4	<b>1:35.608</b>	0.279	0.264	162.1	9:09:38
4	63 R.Ineichen(CHE)(T)/C.Engelhart(DEU)	GRT Grasser-Racing-Team(AUT)	Lamborghini Huracan GT3	3	<b>1:35.655</b>	0.326	0.047	162.0	9:09:03
5	21 L.Stolz(DEU)(J)/L.Ludwig(DEU)	Mercedes-AMG Team ZAKSPEED(DE)	Mercedes-AMG GT3	8	<b>1:35.733</b>	0.404	0.078	161.9	9:18:01
6	2 J.Schmidt(CHE)(J)/C.Haase(DEU)	Montaplast by Land-Motorsport(DEU)	Audi R8 LMS	5	<b>1:35.747</b>	0.418	0.014	161.9	9:11:07
7	77 J.Gounon(FRA)(J)/R.van der Zande(NLD)	Callaway Competition(DEU)	Corvette C7 GT3	5	<b>1:35.751</b>	0.422	0.004	161.9	9:13:14
8	1 C.De Phillippi(USA)/C.Mies(DEU)	Montaplast by Land-Motorsport(DEU)	Audi R8 LMS	6	<b>1:35.806</b>	0.477	0.055	161.8	9:13:30
9	4 D.Marschall(DEU)(J)/P.Niederhauser(CHE)	Aust Motorsport(DEU)	Audi R8 LMS	7	<b>1:35.869</b>	0.540	0.063	161.7	9:13:18
10	25 M.Ortmann(DEU)(J)/F.Stippler(DEU)	BWT Mücke Motorsport(DEU)	Audi R8 LMS	3	<b>1:35.894</b>	0.565	0.025	161.6	9:10:49
11	26 S.Asch(DEU)/S.Mücke(DEU)	BWT Mücke Motorsport(DEU)	Mercedes-AMG GT3	3	<b>1:35.940</b>	0.611	0.046	161.6	9:09:09
12	24 F.Salaquarda(CZE)/M.Winkelhock(DEU)	BWT Mücke Motorsport(DEU)	Audi R8 LMS	4	<b>1:35.957</b>	0.628	0.017	161.5	9:10:58
13	20 N.Rogivue(CHE)(J)/N.Sylvest(DNK)(J)	Mercedes-AMG Team ZAKSPEED(DE)	Mercedes-AMG GT3	9	<b>1:36.181</b>	0.852	0.224	161.2	9:17:23
14	50 P.Geipel(DEU)/R.Frey(CHE)	YACO Racing(DEU)	Audi R8 LMS	7	<b>1:36.269</b>	0.940	0.088	161.0	9:13:34
15	17 M.Jaminet(FRA)/M.Ammernüller(DEU)	KÜS TEAM75 Bernhard(DEU)	Porsche 911 GT3 R	9	<b>1:36.326</b>	0.997	0.057	160.9	9:20:59
16	48 I.Dontje(NLD)(J)/M.Kirchhöfer(DEU)	Mercedes-AMG Team HTP Motorsport	Mercedes-AMG GT3	8	<b>1:36.336</b>	1.007	0.010	160.9	9:18:16
17	6 F.Spengler(DEU)/C.Zanella(CHE)	HB Racing WDS Bau(AUT)	Lamborghini Huracan GT3	9	<b>1:36.336</b>	1.007		160.9	9:20:10
18	99 R.Renauer(DEU)/S.Müller(DEU)	Precote Herberth Motorsport(DEU)	Porsche 911 GT3 R	3	<b>1:36.434</b>	1.105	0.098	160.7	9:11:29
19	7 N.Siedler(AUT)/M.Mapelli(ITA)	HB Racing WDS Bau(AUT)	Lamborghini Huracan GT3	3	<b>1:36.442</b>	1.113	0.008	160.7	9:12:02
20	42 N.Catsburg(NLD)/P.Eng(AUT)	BMW Team Schnitzer(DEU)	BMW M6 GT3	5	<b>1:36.502</b>	1.173	0.060	160.6	9:11:09
21	18 A.de Leener(BEL)/C.Friedrich(DEU)(J)	KÜS TEAM75 Bernhard(DEU)	Porsche 911 GT3 R	6	<b>1:36.702</b>	1.373	0.200	160.3	9:13:27
22	66 J.Judek(DEU)(J)/E.Lindholm(FIN)(J)	ADAC NSA/Attempto Racing Team(GB)	Lamborghini Huracan GT3	5	<b>1:36.706</b>	1.377	0.004	160.3	9:09:40
23	13 S.Barth(DEU)(T)/M.Hackländer(DEU)	RWT Racing(AUT)	Corvette C7 GT3	4	<b>1:36.794</b>	1.465	0.088	160.1	9:08:09
24	36 K.Bachler(AUT)/A.Macdonald(GBR)	Schütz Motorsport(DEU)	Porsche 911 GT3 R	4	<b>1:36.856</b>	1.527	0.062	160.0	9:08:00
25	22 R.Lips(CHE)(T)/M.Gassner(DEU)	MRS GT-Racing(DEU)	Nissan GT-R NISMO GT3	4	<b>1:37.460</b>	2.131	0.604	159.0	9:12:58
26	8 R.Feller(CHE)(J)/M.Ahlin-Kottulinsky(SWE)(J)	Audi Sport racing academy(DEU)	Audi R8 LMS	8	<b>1:37.500</b>	2.171	0.040	159.0	9:14:31
27	9 C.Höher(AUT)(J)/E.Erhart(DEU)	Audi Sport racing academy(DEU)	Audi R8 LMS	4	<b>1:37.760</b>	2.431	0.260	158.6	9:08:53

Subject to final scrutineering!

Publication time:

Clerk of the Course: Jeroen Frieman

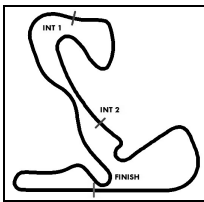
Timekeeper: Steffen Ruhl

ver: 1.0

[www.adac.de/motorsport](http://www.adac.de/motorsport)

Page 1/ 1 printed: 23.7.2017 9:23

**CERTINA**  
S W I S S W A T C H E S



# ADAC GT Masters

## Sector List Qualifying 2



Provisional

Circuit Zandvoort, Length: 4307m

Air temperature: 20°C

Track temperature: 21.37°C

Weather condition: Dry

Reg. Nr.: KNAF 0301.17.196

Sunday, July 23, 2017 9:00:00

Lap	Time	SE1	SP1	SE2	SP2	SE3	SP3	TSP	Lap	Time	SE1	SP1	SE2	SP2	SE3	SP3	TSP
<b>1 De Phillippi, USA / Mies, DEU</b>									<b>theoretical besttime: 1:35.518</b>								
1	5:23.529	4:18.275	132	33.223	155	32.031	218		6	<b>1:35.806</b>	<b>42.088</b>	<b>205</b>	25.169	214	28.549	246	259
2	1:42.778	46.224	195	25.710	213	30.844	244	210	7	1:45.082	42.387	205	30.809	118	31.886	244	259
3	1:35.846	42.416	203	<b>25.055</b>	<b>215</b>	<b>28.375</b>	<b>248</b>	257	8	1:36.486	42.371	205	25.212	214	28.903	247	258
4	1:36.141	42.622	204	25.063	215	28.456	247	<b>260</b>	9	1:52.672	42.378	202	25.841	160	44.453	57	258
5	1:35.833	42.118	205	25.197	214	28.518	246	260									

<b>2 Schmidt, CHE / Haase, DEU</b>									<b>theoretical besttime: 1:35.637</b>								
1	4:17.375	3:04.073	172	32.465	134	40.837	236		6	1:35.889	42.354	202	25.068	215	<b>28.467</b>	<b>246</b>	260
2	1:56.985	45.720	116	34.568	199	36.697	247	246	7	1:36.998	42.337	202	25.642	215	29.019	246	260
3	1:36.747	42.596	201	25.474	213	28.677	<b>248</b>	258	8	1:53.821	43.771	145	32.035	136	38.015	226	260
4	1:39.730	45.018	192	25.567	208	29.145	248	260	9	1:58.866	46.013	194	35.176	147	37.677	247	205
5	<b>1:35.747</b>	<b>42.228</b>	<b>202</b>	<b>24.942</b>	215	28.577	248	<b>260</b>	10	1:54.372	42.407	202	27.888	163	44.077	48	258

<b>3 Pommer, DEU / van der Linde, ZAF</b>									<b>theoretical besttime: 1:35.608</b>								
1	4:44.861	3:44.085	174	29.031	186	31.745	240		5	1:39.634	44.259	194	25.931	210	29.444	247	258
2	1:39.680	44.338	201	25.424	<b>216</b>	29.918	245	210	6	1:37.072	42.437	198	25.517	214	29.118	247	<b>259</b>
3	1:37.548	42.204	203	25.075	216	30.269	244	257	7	1:50.966	43.569	194	27.359	195	40.038	57	259
4	<b>1:35.608</b>	<b>42.014</b>	<b>203</b>	<b>25.018</b>	216	<b>28.576</b>	<b>247</b>	257									

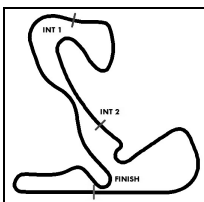
<b>4 Marschall, DEU / Niederhauser, CHE</b>									<b>theoretical besttime: 1:35.704</b>								
1	3:19.036	2:18.620	150	28.574	191	31.842	221		6	1:45.378	46.846	178	26.465	214	32.067	247	<b>260</b>
2	1:46.618	45.868	196	27.459	163	33.291	245	234	7	<b>1:35.869</b>	<b>42.150</b>	<b>203</b>	<b>25.132</b>	<b>215</b>	28.587	245	260
3	1:36.115	42.210	<b>205</b>	25.436	<b>215</b>	28.469	246	258	8	1:36.338	42.477	203	25.164	215	28.697	246	258
4	1:38.795	42.159	204	25.491	213	31.145	246	259	9	1:58.488	49.002	148	28.541	176	40.945	57	259
5	1:35.890	42.271	203	25.197	215	<b>28.422</b>	246	259									

<b>6 Spengler, DEU / Zanella, CHE</b>									<b>theoretical besttime: 1:36.302</b>								
1	6:50.142	5:45.116	148	30.810	179	34.216	228		6	1:37.002	42.575	199	25.422	214	29.005	244	257
2	1:49.160	49.589	186	28.511	173	31.060	238	213	7	1:36.628	42.505	202	25.328	214	28.795	244	258
3	1:42.073	44.589	196	27.125	212	30.359	244	250	8	1:36.649	42.550	202	25.284	215	28.815	246	258
4	1:43.305	43.750	181	28.824	167	30.731	246	255	9	<b>1:36.336</b>	42.337	203	25.235	214	<b>28.764</b>	<b>247</b>	258
5	1:38.304	<b>42.322</b>	201	<b>25.216</b>	214	30.766	244	<b>258</b>									

<b>7 Siedler, AUT / Mapelli, ITA</b>									<b>theoretical besttime: 1:35.672</b>								
1	2:28.278	1:12.116	124	32.804	138	43.358	58		5	1:36.508	42.557	202	25.400	215	<b>28.551</b>	<b>247</b>	257
2	7:56.988	6:59.944	201	27.547	172	29.497	243		6	1:36.684	42.676	199	25.391	216	28.617	248	<b>259</b>
3	<b>1:36.442</b>	42.430	203	<b>25.109</b>	215	28.903	244	257	7	1:44.563	47.176	179	26.545	213	30.842	247	259
4	1:39.183	<b>42.012</b>	<b>204</b>	28.145	190	29.026	243	257	8	1:36.529	42.548	201	25.320	215	28.661	247	259

<b>8 Feller, CHE / Ahlin-Kottulinsky, SWE</b>									<b>theoretical besttime: 1:37.375</b>								
1	2:29.317	1:18.303	124	34.089	127	36.925	190		7	1:37.635	42.866	203	<b>25.441</b>	<b>215</b>	29.328	244	257
2	2:07.394	53.419	189	32.549	143	41.426	206	155	8	<b>1:37.500</b>	42.863	201	25.461	215	<b>29.176</b>	<b>244</b>	257
3	1:43.668	46.847	198	26.067	213	30.754	243	230	9	1:37.972	43.000	201	25.710	213	29.262	245	257
4	1:38.365	43.135	200	25.682	<b>215</b>	29.548	244	257	10	1:37.835	<b>42.758</b>	<b>201</b>	25.843	213	29.234	242	257
5	1:37.958	43.047	200	25.510	215	29.401	<b>245</b>	257	11	1:40.139	44.486	199	26.076	215	29.577	243	255
6	1:38.258	43.228	195	25.614	214	29.416	242	<b>259</b>	12	1:48.540	43.270	198	25.806	215	39.464	54	257

<b>9 Höher, AUT / Erhart, DEU</b>									<b>theoretical besttime: 1:37.760</b>								
1	3:52.439	2:49.961	166	28.923	201	33.555	232		7	1:38.173	43.281	200	25.634	214	29.258	242	258
2	1:43.113	46.800	187	26.314	214	29.999	238	227	8	1:38.459	43.337	200	25.727	214	29.395	243	258
3	1:38.828	43.820	179	25.666	<b>216</b>	29.342	243	252	9	1:41.503	44.398	175	27.503	213	29.602	243	257
4	<b>1:37.760</b>	<b>43.173</b>	<b>202</b>	<b>25.420</b>	216	<b>29.167</b>	243	256	10	1:38.489	43.352	198	25.627	215	29.510	243	257
5	1:38.239	43.365	200	25.532	215	29.342	243	<b>258</b>	11	1:49.179	44.341	192	26.305	214	38.533	59	257
6	1:38.417	43.420	200	25.638	215	29.359	<b>244</b>	257									



# ADAC GT Masters

## Sector List Qualifying 2



Provisional

Circuit Zandvoort, Length: 4307m

Air temperature: 20°C

Track temperature: 21.37°C

Weather condition: Dry

Reg. Nr.: KNAF 0301.17.196

Sunday, July 23, 2017 9:00:00

Lap	Time	SE1	SP1	SE2	SP2	SE3	SP3	TSP	Lap	Time	SE1	SP1	SE2	SP2	SE3	SP3	TSP
<b>13</b> Barth, DEU / Hackländer, DEU									<b>theoretical besttime: 1:36.446</b>								
1	2:46.549	1:32.138	110	35.940	109	38.471	222		7	2:38.269	1:39.802	200	25.812	215	32.655	246	
2	1:50.585	45.537	191	26.497	212	38.551	214	245	8	1:41.048	42.469	203	25.811	215	32.768	246	260
3	1:54.398	48.308	188	27.333	147	38.757	246	172	9	1:37.880	42.734	199	25.567	219	29.579	247	258
4	<b>1:36.794</b>	42.694	201	<b>25.215</b>	218	<b>28.885</b>	<b>255</b>	257	10	1:40.601	42.792	200	28.378	191	29.431	249	260
5	1:36.845	<b>42.346</b>	203	25.408	<b>220</b>	29.091	248	<b>260</b>	11	1:37.288	42.508	201	25.689	217	29.091	252	258
6	1:47.951	42.573	200	25.680	215	39.698	59	257									

<b>17</b> Jaminet, FRA / Ammermüller, DEU									<b>theoretical besttime: 1:36.223</b>								
1	2:58.788	1:37.538	151	34.242	117	47.008	57		6	1:45.653	42.666	202	30.440	140	32.547	247	260
2	4:51.669	3:52.087	191	27.032	187	32.550	246		7	1:47.023	42.592	203	25.344	219	39.087	57	260
3	1:36.798	42.677	203	<b>25.179</b>	219	28.942	246	260	8	3:08.681	2:11.221	195	26.777	192	30.683	248	
4	1:36.677	42.500	203	25.268	219	28.909	247	<b>261</b>	9	<b>1:36.326</b>	<b>42.373</b>	<b>202</b>	25.282	219	<b>28.671</b>	<b>248</b>	261
5	1:36.621	42.482	<b>203</b>	25.261	218	28.878	247	261									

<b>18</b> de Leener, BEL / Friedrich, DEU									<b>theoretical besttime: 1:36.697</b>								
1	2:18.453	1:05.883	160	29.929	175	42.641	57		5	1:37.034	42.658	200	<b>25.272</b>	<b>217</b>	29.104	248	260
2	4:39.703	3:43.715	192	26.299	215	29.689	242		6	<b>1:36.702</b>	<b>42.524</b>	<b>202</b>	25.277	217	<b>28.901</b>	<b>247</b>	<b>260</b>
3	1:37.597	43.214	200	25.466	215	28.917	245	255	7	1:45.338	42.710	201	25.371	216	37.257	57	260
4	1:37.101	42.716	<b>202</b>	25.293	<b>217</b>	29.092	244	258									

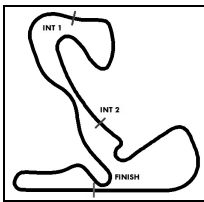
<b>19</b> Perez Companc, ARG / Bortolotti, ITA									<b>theoretical besttime: 1:35.170</b>								
1	2:30.320	1:14.759	141	31.958	105	43.603	52		4	<b>1:35.329</b>	41.923	205	<b>24.950</b>	<b>215</b>	<b>28.456</b>	<b>247</b>	259
2	5:07.746	4:08.612	188	26.521	213	32.613	248		5	1:47.874	41.870	204	25.138	198	40.866	59	<b>260</b>
3	1:39.624	<b>41.764</b>	<b>205</b>	25.555	211	32.305	<b>250</b>	255									

<b>20</b> Rogivue, CHE / Sylvest, DNK									<b>theoretical besttime: 1:35.886</b>								
1	3:00.186	1:59.300	159	29.138	184	31.748	236		7	1:36.342	42.275	200	25.343	215	28.724	242	255
2	1:43.444	45.059	195	26.697	171	31.688	243	224	8	1:36.650	<b>42.111</b>	<b>204</b>	25.383	215	29.156	243	256
3	1:42.647	42.993	183	26.010	210	33.644	242	255	9	<b>1:36.181</b>	42.166	204	<b>25.204</b>	<b>215</b>	28.811	241	255
4	1:37.092	42.360	198	25.416	215	29.316	241	256	10	1:36.219	42.353	202	25.295	216	<b>28.571</b>	<b>245</b>	255
5	1:49.976	45.622	198	26.008	214	38.346	54	226	11	1:36.243	42.260	200	25.358	215	28.625	245	<b>258</b>
6	2:39.974	1:43.045	204	26.067	193	30.862	243										

<b>21</b> Stolz, DEU / Ludwig, DEU									<b>theoretical besttime: 1:35.593</b>								
1	5:28.790	4:23.364	165	31.512	193	33.914	208		6	2:40.719	1:42.803	190	26.803	211	31.113	246	
2	1:43.008	45.983	190	27.927	196	29.098	245	215	7	1:35.849	42.027	202	25.330	216	28.492	248	257
3	1:35.791	42.160	204	<b>25.279</b>	215	<b>28.352</b>	246	257	8	<b>1:35.733</b>	<b>41.962</b>	<b>205</b>	25.386	215	28.385	246	<b>258</b>
4	1:35.869	41.974	204	25.490	<b>217</b>	28.405	246	258	9	1:38.078	42.589	198	26.484	213	29.005	245	258
5	1:45.179	42.073	203	25.819	213	37.287	54	258	10	1:52.209	42.080	203	25.499	215	44.630	49	258

<b>22</b> Lips, CHE / Gassner, DEU									<b>theoretical besttime: 1:37.340</b>								
1	5:10.591	2:34.894	140	34.480	134	2:01.217	27		6	1:37.897	42.798	203	25.678	219	29.421	248	261
2	4:24.636	3:19.617	157	34.694	148	30.325	247		7	1:37.745	42.765	204	25.736	219	29.244	248	261
3	1:45.169	43.826	191	27.798	196	33.545	248	260	8	1:37.507	42.759	204	25.640	219	<b>29.108</b>	<b>250</b>	262
4	<b>1:37.460</b>	42.713	<b>204</b>	<b>25.536</b>	<b>219</b>	29.211	248	260	9	1:40.869	<b>42.696</b>	<b>202</b>	27.485	198	30.688	248	<b>262</b>
5	1:41.596	42.703	202	26.399	151	32.494	248	262									

<b>24</b> Salauarda, CZE / Winkelhock, DEU									<b>theoretical besttime: 1:35.586</b>								
1	6:01.085	5:01.034	165	29.042	209	31.009	237		6	1:42.615	47.466	194	25.523	214	29.626	241	173
2	1:44.819	44.334	196	25.807	211	34.678	245	240	7	1:39.874	42.300	202	25.318	193	32.256	245	256
3	1:35.994	42.261	<b>204</b>	<b>24.976</b>	<b>215</b>	28.757	246	258	8	1:35.979	<b>42.081</b>	<b>203</b>	25.225	215	28.673	247	258
4	<b>1:35.957</b>	42.256	204	25.172	214	<b>28.529</b>	<b>247</b>	<b>260</b>	9	1:42.423	46.064	176	26.896	199	29.463	246	259
5	1:36.234	42.097	202	25.135	213	29.002	219	260	10	1:46.274	42.168	202	25.949	198	38.157	59	259



# ADAC GT Masters

## Sector List Qualifying 2



Provisional

Circuit Zandvoort, Length: 4307m

Air temperature: 20°C

Track temperature: 21.37°C

Weather condition: Dry

Reg. Nr.: KNAF 0301.17.196

Sunday, July 23, 2017 9:00:00

Lap	Time	SE1	SP1	SE2	SP2	SE3	SP3	TSP	Lap	Time	SE1	SP1	SE2	SP2	SE3	SP3	TSP
<b>25</b>	Ortmann, DEU / Stippler, DEU								<b>theoretical besttime: 1:35.883</b>								
1	7:22.792	6:19.038	151	31.251	206	32.503	201		6	1:42.725	42.241	203	26.799	168	33.685	246	<b>260</b>
2	1:50.014	49.550	193	28.815	160	31.649	244	206	7	1:40.345	42.525	203	26.809	127	31.011	246	259
3	<b>1:35.894</b>	42.175	<b>205</b>	25.119	<b>214</b>	<b>28.600</b>	246	258	8	1:36.033	42.240	204	25.150	214	28.643	246	258
4	1:40.949	43.806	171	26.750	186	30.393	246	259	9	1:48.129	42.264	203	25.193	214	40.672	41	260
5	1:35.989	<b>42.171</b>	203	<b>25.112</b>	213	28.706	<b>247</b>	258									

<b>26</b>	Asch, DEU / Mücke, DEU								<b>theoretical besttime: 1:35.783</b>								
1	5:51.490	4:54.636	185	26.885	210	29.969	238		6	3:06.701	2:06.970	197	26.856	205	32.875	243	
2	1:41.465	43.354	199	25.676	<b>215</b>	32.435	244	251	7	1:36.372	42.320	202	25.386	214	28.666	243	255
3	<b>1:35.940</b>	<b>42.204</b>	201	25.312	215	28.424	244	255	8	1:38.683	42.392	203	<b>25.255</b>	<b>215</b>	31.036	244	256
4	1:36.136	42.395	<b>203</b>	25.417	214	<b>28.324</b>	<b>246</b>	<b>257</b>	9	1:46.453	42.359	200	25.402	215	38.692	45	257
5	1:46.580	42.786	194	25.865	211	37.929	57	257									

<b>36</b>	Bachler, AUT / Macdowall, GBR								<b>theoretical besttime: 1:36.856</b>								
1	2:47.575	1:36.161	117	33.482	112	37.932	232		7	1:37.735	42.827	201	25.675	218	29.233	247	260
2	1:52.197	45.641	166	28.458	177	38.098	243	235	8	1:44.680	47.527	191	26.922	206	30.231	246	260
3	1:43.034	45.113	187	26.265	213	31.656	246	256	9	1:38.405	43.066	199	25.908	214	29.431	247	261
4	<b>1:36.856</b>	<b>42.622</b>	201	<b>25.248</b>	<b>219</b>	<b>28.986</b>	246	<b>262</b>	10	1:37.132	42.663	203	25.482	219	28.987	248	260
5	1:37.441	42.643	199	25.575	218	29.223	247	262	11	2:04.393	47.876	170	26.964	182	49.553	49	261
6	1:44.900	45.337	192	27.797	205	31.766	244	250									

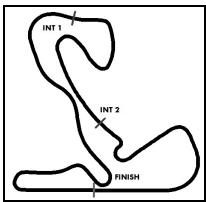
<b>42</b>	Gatsburg, NLD / Eng, AUT								<b>theoretical besttime: 1:36.365</b>								
1	4:38.453	3:39.015	191	27.399	173	32.039	239		4	1:36.517	42.346	203	<b>25.519</b>	<b>216</b>	28.652	246	258
2	1:40.716	43.734	204	26.036	188	30.946	244	220	5	<b>1:36.502</b>	<b>42.250</b>	<b>204</b>	25.656	214	<b>28.596</b>	<b>244</b>	<b>260</b>
3	1:36.619	42.286	<b>204</b>	25.580	214	28.753	<b>246</b>	258	6	1:46.092	42.712	198	25.949	196	37.431	59	258

<b>48</b>	Dontje, NLD / Kirchhöfer, DEU								<b>theoretical besttime: 1:36.196</b>								
1	2:08.103	1:05.129	151	30.048	184	32.926	226		6	1:36.911	42.378	203	25.481	215	29.052	244	256
2	1:55.867	48.620	174	27.957	187	39.290	59	205	7	1:38.232	42.324	201	26.211	213	29.697	245	257
3	6:03.819	5:03.089	191	28.503	143	32.227	243		8	<b>1:36.336</b>	<b>42.281</b>	<b>202</b>	25.425	215	<b>28.630</b>	<b>245</b>	257
4	1:36.365	42.317	202	<b>25.285</b>	214	28.763	<b>246</b>	256	9	1:52.535	44.779	166	27.136	214	40.620	45	258
5	1:40.213	42.590	180	27.549	184	30.074	243	<b>258</b>									

<b>50</b>	Geipel, DEU / Frey, CHE								<b>theoretical besttime: 1:36.181</b>								
1	3:31.583	2:29.490	157	29.384	175	32.709	233		7	<b>1:36.269</b>	42.445	202	<b>25.124</b>	<b>216</b>	<b>28.700</b>	<b>248</b>	<b>260</b>
2	1:45.041	47.574	182	27.018	211	30.449	243	229	8	1:45.566	42.434	200	25.453	211	37.679	235	259
3	1:37.693	43.035	<b>204</b>	25.414	215	29.244	247	256	9	1:45.224	48.306	175	27.230	212	29.688	244	251
4	1:36.587	42.373	202	25.391	215	28.823	246	260	10	1:36.590	42.400	203	25.347	215	28.843	246	258
5	1:45.653	45.901	153	30.190	211	29.562	245	260	11	1:50.577	42.865	181	27.235	204	40.477	59	260
6	1:40.660	<b>42.357</b>	202	28.576	187	29.727	247	259									

<b>63</b>	Ineichen, CHE / Engelhart, DEU								<b>theoretical besttime: 1:35.289</b>								
1	2:19.810	1:06.860	119	30.727	141	42.223	58		6	1:35.723	42.101	203	25.081	217	28.541	247	259
2	5:07.258	4:05.582	188	32.283	154	29.393	246		7	1:43.066	42.325	203	29.273	175	31.468	244	260
3	<b>1:35.655</b>	42.365	202	<b>24.891</b>	217	28.399	248	259	8	1:35.933	42.103	205	25.096	217	28.734	248	258
4	1:36.250	42.610	<b>205</b>	25.246	216	<b>28.394</b>	247	<b>261</b>	9	1:40.463	43.127	183	27.570	193	29.766	248	258
5	1:35.919	<b>42.004</b>	204	25.176	216	28.739	<b>250</b>	260	10	1:46.837	42.007	203	25.335	217	39.495	59	260

<b>66</b>	Judek, DEU / Lindholm, FIN								<b>theoretical besttime: 1:36.682</b>								
1	2:23.788	1:15.443	144	32.440	103	35.905	195		6	1:38.602	42.956	196	25.848	215	29.798	246	259
2	2:15.566	48.994	155	35.368	181	51.204	162	208	7	1:37.512	42.479	201	25.676	215	29.357	244	<b>260</b>
3	1:45.942	47.058	188	28.890	172	29.994	243	203	8	1:37.220	42.615	202	25.727	214	28.878	244	258
4	1:37.722	42.424	202	25.639	215	29.659	243	258	9	1:38.273	42.417	203	<b>25.496</b>	<b>215</b>	30.360	242	258
5	<b>1:36.706</b>	<b>42.363</b>	<b>204</b>	25.520	<b>215</b>	<b>28.823</b>	244	258	10	1:47.213	43.356	200	26.283	203	37.574	57	256



# ADAC GT Masters

## Sector List Qualifying 2

Provisional



Circuit Zandvoort, Length: 4307m

Air temperature: 20°C

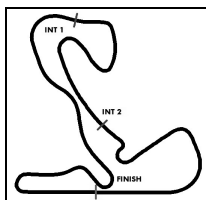
Track temperature: 21.37°C

Weather condition: Dry

Reg. Nr.: KNAF 0301.17.196

Sunday, July 23, 2017 9:00:00

Lap	Time	SE1	SP1	SE2	SP2	SE3	SP3	TSP	Lap	Time	SE1	SP1	SE2	SP2	SE3	SP3	TSP
<b>77</b> Gounon, FRA / van der Zande, NLD									<b>theoretical besttime: 1:35.617</b>								
1	2:55.801	1:28.179	104	36.184	145	51.438	57		4	2:19.307	1:02.843	165	40.749	149	35.715	246	<b>260</b>
2	4:46.803	3:37.334	155	30.102	176	39.367	244		5	<b>1:35.751</b>	<b>41.935</b>	<b>205</b>	25.098	217	<b>28.718</b>	<b>246</b>	257
3	1:35.855	42.105	202	<b>24.964</b>	216	28.786	<b>248</b>	255	6	2:07.502	51.638	150	32.118	173	43.746	51	250
<b>84</b> Assenheimer, DEU / Götz, DEU									<b>theoretical besttime: 1:35.344</b>								
1	10:42.190	9:42.209	183	28.345	124	31.636	235		4	1:40.090	42.155	202	25.847	174	32.088	245	256
2	1:44.898	46.950	193	27.666	203	30.282	244	235	5	1:47.522	42.092	204	26.918	168	38.512	59	<b>257</b>
3	<b>1:35.344</b>	<b>41.878</b>	<b>204</b>	<b>24.867</b>	<b>215</b>	<b>28.599</b>	<b>245</b>	256									
<b>99</b> Renauer, DEU / Müller, DEU									<b>theoretical besttime: 1:36.233</b>								
1	8:13.683	7:15.342	179	27.825	197	30.516	242		4	1:36.482	<b>42.309</b>	<b>203</b>	<b>25.281</b>	<b>219</b>	28.892	247	262
2	1:38.706	43.414	201	25.804	216	29.488	249	247	5	1:46.174	42.632	200	25.565	220	37.977	57	260
3	<b>1:36.434</b>	42.423	198	25.368	219	<b>28.643</b>	<b>250</b>	<b>262</b>									



# ADAC GT Masters

## Top speed list Qualifying 2

Provisional



Circuit Zandvoort, Length: 4307m

Air temperature: 20°C

Track temperature: 21.37°C

Weather condition: Dry

Reg. Nr.: KNAF 0301.17.196

Sunday, July 23, 2017 9:00:00

#	Name (NAT)	Team	Car name	Speed	Lap	Race time
99	Sven Müller (DEU)	Precote Herberth Motorsport (DEU)	Porsche 911 GT3 R	262.77	3	9:54.961
22	Marc Gassner (DEU)	MRS GT-Racing (DEU)	Nissan GT-R NISMO GT3	262.77	9	19:35.172
36	Alex Macdowall (GBR)	Schütz Motorsport (DEU)	Porsche 911 GT3 R	262.13	4	6:25.404
63	Christian Engelhart (DEU)	GRT Grasser-Racing-Team (AUT)	Lamborghini Huracan GT3	261.50	4	9:05.310
17	Michael Ammermüller (DEU)	KÜS TEAM75 Bernhard (DEU)	Porsche 911 GT3 R	261.50	4	9:29.843
13	Maximilian Hackländer (DEU)	RWT Racing (AUT)	Corvette C7 GT3	260.86	5	8:10.934
1	Christopher Mies (DEU)	Montaplast by Land-Motorsport (DEU)	Audi R8 LMS	260.86	4	8:44.742
77	Renger van der Zande (NLD)	Callaway Competition (DEU)	Corvette C7 GT3	260.86	4	9:21.044
2	Christopher Haase (DEU)	Montaplast by Land-Motorsport (DEU)	Audi R8 LMS	260.86	5	9:33.426
18	Christopher Friedrich (DEU)	KÜS TEAM75 Bernhard (DEU)	Porsche 911 GT3 R	260.86	6	11:52.474
50	Rahel Frey (CHE)	YACO Racing (DEU)	Audi R8 LMS	260.86	7	11:59.808
24	Markus Winkelhock (DEU)	BWT Mücke Motorsport (DEU)	Audi R8 LMS	260.24	4	9:24.493
42	Philipp Eng (AUT)	BMW Team Schnitzer (DEU)	BMW M6 GT3	260.24	5	9:34.895
4	Patric Niederhauser (CHE)	Aust Motorsport (DEU)	Audi R8 LMS	260.24	6	9:59.046
19	Mirko Bortolotti (ITA)	GRT Grasser-Racing-Team (AUT)	Lamborghini Huracan GT3	260.24	5	10:55.617
66	Emil Lindholm (FIN)	ADAC NSA / Attempto Racing Team (DEU)	Lamborghini Huracan GT3	260.24	7	11:20.928
25	Frank Stippler (DEU)	BWT Mücke Motorsport (DEU)	Audi R8 LMS	260.24	6	14:08.231
8	Mikaela Ahlin-Kottulinsky (SWE)	Audi Sport racing academy (DEU)	Audi R8 LMS	259.61	6	9:39.310
3	Kelvin van der Linde (ZAF)	Aust Motorsport (DEU)	Audi R8 LMS	259.61	6	11:19.923
7	Marco Mapelli (ITA)	HB Racing WDS Bau (AUT)	Lamborghini Huracan GT3	259.61	6	15:20.007
6	Christopher Zanella (CHE)	HB Racing WDS Bau (AUT)	Lamborghini Huracan GT3	258.99	5	12:07.288
21	Luca Ludwig (DEU)	Mercedes-AMG Team ZAKSPEED (DEU)	Mercedes-AMG GT3	258.99	8	16:27.808
9	Elia Erhart (DEU)	Audi Sport racing academy (DEU)	Audi R8 LMS	258.37	5	8:54.756
48	Marvin Kirchhöfer (DEU)	Mercedes-AMG Team HTP Motorsport (DEU)	Mercedes-AMG GT3	258.37	5	11:46.765
20	Nicolai Sylvest (DNK)	Mercedes-AMG Team ZAKSPEED (DEU)	Mercedes-AMG GT3	258.37	11	19:01.318
26	Stefan Mücke (DEU)	BWT Mücke Motorsport (DEU)	Mercedes-AMG GT3	257.75	4	9:11.510
84	Maximilian Götz (DEU)	Mercedes-AMG Team HTP Motorsport (DEU)	Mercedes-AMG GT3	257.75	5	15:45.136