

ADAC GT Masters

Result List Race 1



Provisional

Circuit Zandvoort, Length: 4307m

Air temperature: 22.36°C

Track temperature: 28.73°C

Weather condition: Dry

Reg. Nr.: KNAF 0301.17.196

Saturday, July 22, 2017 13:45:00

started : 26 classified : 23 not classified : 3

	Drivers	Team	Car	Laps	Total Time	Gap	Kph	Lap	Time	Kph
1	77 J.Gounon(FRA)(J)/R.van der Zande(NLD)	Callaway Competition(DEU)	Corvette C7 GT3	34	59:40.157		147.0	20	1:36.758	160.2
2	3 M.Pommer(DEU)/K.van der Linde(ZAF)	Aust Motorsport(DEU)	Audi R8 LMS	34	59:40.532	0.375	147.1	11	1:36.629	160.4
3	48 I.Dontje(NLD)(J)/M.Kirchhöfer(DEU)	Mercedes-AMGTeamHTPMotorsport(L)	Mercedes-AMG GT3	34	59:42.619	2.462	147.1	23	1:36.982	159.8
4	26 S.Asch(DEU)/S.Mücke(DEU)	BWT Mücke Motorsport(DEU)	Mercedes-AMG GT3	34	59:43.766	3.609	147.1	13	1:37.094	159.6
5	21 L.Stolz(DEU)(J)/L.Ludwig(DEU)	Mercedes-AMGTeamZAKSPEED(DEU)	Mercedes-AMG GT3	34	59:44.222	4.065	146.9	26	1:36.270	161.0
6	42 N.Catsburg(NLD)/P.Eng(AUT)	BMW Team Schnitzer(DEU)	BMW M6 GT3	34	59:45.638	5.481	147.0	18	1:37.037	159.7
7	63 R.Ineichen(CHE)(T)/C.Engelhart(DEU)	GRT Grasser-Racing-Team(AUT)	Lamborghini Huracan GT3	34	59:47.998	7.841	147.0	25	1:37.584	158.8
8	17 M.Jaminet(FRA)/M.Ammernüller(DEU)	KÜS TEAM75 Bernhard(DEU)	Porsche 911 GT3 R	34	59:48.570	8.413	147.0	23	1:37.639	158.8
9	84 P.Assenheimer(DEU)(J)/M.Götz(DEU)	Mercedes-AMGTeamHTPMotorsport(L)	Mercedes-AMG GT3	34	59:51.839	11.682	146.9	8	1:36.913	159.9
10	6 F.Spengler(DEU)/C.Zanella(CHE)	HB Racing WDS Bau(AUT)	Lamborghini Huracan GT3	34	59:54.272	14.115	146.7	23	1:37.819	158.5
11	4 D.Marschall(DEU)(J)/P.Niederhauser(CHE)	Aust Motorsport(DEU)	Audi R8 LMS	34	59:54.320	14.163	146.7	23	1:37.608	158.8
12	1 C.De Phillippi(USA)/C.Mies(DEU)	MontaplastbyLand-Motorsport(DEU)	Audi R8 LMS	34	59:54.401	14.244	146.6	24	1:37.681	158.7
13	36 K.Bachler(AUT)/A.Macdonall(GBR)	Schütz Motorsport(DEU)	Porsche 911 GT3 R	34	59:54.611	14.454	146.8	25	1:38.049	158.1
14	25 M.Ortmann(DEU)(J)/F.Stippler(DEU)	BWT Mücke Motorsport(DEU)	Audi R8 LMS	34	59:54.789	14.632	146.9	27	1:36.804	160.1
15	13 S.Barth(DEU)(T)/M.Hackländer(DEU)	RWT Racing(AUT)	Corvette C7 GT3	34	59:55.385	15.228	146.9	25	1:37.442	159.1
16	20 N.Rogivue(CHE)(J)/N.Sylvest(DNK)(J)	Mercedes-AMGTeamZAKSPEED(DEU)	Mercedes-AMG GT3	34	59:55.963	15.806	146.8	20	1:36.666	160.3
17	18 A.de Leener(BEL)/C.Friedrich(DEU)(J)	KÜS TEAM75 Bernhard(DEU)	Porsche 911 GT3 R	34	59:58.295	18.138	146.8	20	1:37.900	158.3
18	9 C.Höher(AUT)(J)/E.Erhart(DEU)	Audi Sport racing academy(DEU)	Audi R8 LMS	34	1:00:00.041	19.884	146.6	10	1:37.892	158.3
19	99 R.Renauer(DEU)/S.Müller(DEU)	Precote Herberth Motorsport(DEU)	Porsche 911 GT3 R	34	1:00:00.171	20.014	146.7	20	1:37.337	159.2
20	22 R.Lips(CHE)(T)/M.Gassner(DEU)	MRS GT-Racing(DEU)	Nissan GT-RNISMO GT3	34	1:00:00.307	20.150	146.6	25	1:38.898	156.7
21	8 R.Feller(CHE)(J)/M.Ahlin-Kottulinsky(SWE)(J)	Audi Sport racing academy(DEU)	Audi R8 LMS	34	1:00:00.759	20.602	146.6	13	1:38.508	157.4
22	19 E.Perez Companc(ARG)(J)/M.Bortolotti(ITA)	GRT Grasser-Racing-Team(AUT)	Lamborghini Huracan GT3	27	44:58.965	7 LAP	155.3	16	1:36.601	160.5
23	7 N.Siedler(AUT)/M.Mapelli(ITA)	HB Racing WDS Bau(AUT)	Lamborghini Huracan GT3	26	45:34.118	8 LAP	147.6	23	1:37.671	158.7
Not classified										
66	J.Judek(DEU)(J)/E.Lindholm(FIN)(J)	ADACNSA/Attempto Racing Team(DE)	Lamborghini Huracan GT3	20	34:47.882	14 LAP	149.2	16	1:37.841	158.4
24	F.Salaquarda(CZE)/M.Winkelhock(DEU)	BWT Mücke Motorsport(DEU)	Audi R8 LMS							
50	P.Geipel(DEU)/R.Frey(CHE)	YACO Racing(DEU)	Audi R8 LMS							
Did not start										
2	J.Schmidt(CHE)(J)/C.Haase(DEU)	MontaplastbyLand-Motorsport(DEU)	Audi R8 LMS							

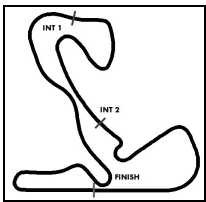
Fastest lap of the race. Car 21 driver Luca Ludwig on lap 26. Time 1:36.270, average speed 161.0 km/h.

Subject to final scrutineering!

Publication time:

Clerk of the Course: Jeroen Frieman

Timekeeper: Steffen Ruhl



ADAC GT Masters



Sector List Race 1

Provisional

Reg. Nr.: KNAF 0301.17.196

Saturday, July 22, 2017 13:45:00

Circuit Zandvoort, Length: 4307m

Air temperature: 22.53°C

Track temperature: 28.96°C

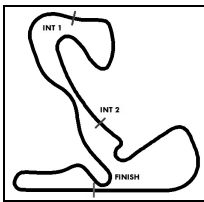
Weather condition: Dry

Lap	Time	SE1	SP1	SE2	SP2	SE3	SP3	TSP	Lap	Time	SE1	SP1	SE2	SP2	SE3	SP3	TSP
1 De Phillippi, USA / Mies, DEU									theoretical besttime: 1:37.570								
1	1:46.308	49.615	195	26.989	213	29.704	243	213	18	1:37.924	43.291	196	25.529	213	29.104	240	255
2	1:40.452	44.961	198	25.989	213	29.502	242	255	19	1:39.633	43.885	196	26.222	213	29.526	239	256
3	1:38.320	43.363	198	25.719	213	29.238	243	257	20	1:38.455	43.132	200	25.624	214	29.699	242	256
4	1:38.138	43.220	200	25.769	213	29.149	244	258	21	1:38.392	43.322	198	25.615	213	29.455	243	245
5	1:38.140	43.181	197	25.736	215	29.223	242	258	22	1:37.823	43.199	199	25.552	214	29.072	243	257
6	1:38.210	43.165	197	25.867	213	29.178	243	258	23	1:37.811	43.125	200	25.565	214	29.121	242	257
7	1:38.674	43.363	196	25.965	214	29.346	243	257	24	1:37.681	42.969	200	25.609	215	29.103	244	256
8	1:38.305	43.242	198	25.654	213	29.409	241	257	25	1:38.142	43.077	201	25.653	215	29.412	240	257
9	1:38.908	43.419	199	25.741	214	29.748	243	257	26	1:38.361	43.229	200	25.746	214	29.386	240	253
10	1:38.456	43.538	195	25.687	214	29.231	241	257	27	1:38.459	43.383	199	25.733	213	29.343	240	255
11	1:38.537	43.595	197	25.696	214	29.246	244	257	28	1:41.772	43.652	183	27.382	197	30.738	236	255
12	1:38.415	43.303	198	25.688	214	29.424	240	258	29	2:14.014	47.303	158	39.346	138	47.365	142	236
13	1:38.235	43.336	198	25.646	214	29.253	243	252	30	2:41.112	1:16.369	82	39.696	132	45.047	149	115
14	1:45.902	43.141	197	25.918	213	36.843	57	257	31	2:41.612	1:10.946	75	48.456	42	42.210	240	116
15	2:39.008	1:43.811	199	25.818	211	29.379	241		32	1:40.422	44.335	198	26.253	213	29.834	241	250
16	1:39.475	44.313	199	25.701	213	29.461	243	253	33	1:39.903	43.536	194	26.501	215	29.866	242	256
17	1:37.931	43.142	199	25.709	213	29.080	243	257	34	1:41.471	44.263	181	26.851	213	30.357	231	253

3 Pommer, DEU / van der Linde, ZAF									theoretical besttime: 1:36.384								
1	1:43.194	48.278	197	25.605	213	29.311	243	219	18	1:36.776	42.603	202	25.339	214	28.834	245	257
2	1:37.980	42.876	199	25.608	213	29.496	243	256	19	1:37.192	42.714	200	25.502	213	28.976	245	257
3	1:37.506	42.909	201	25.424	213	29.173	242	256	20	1:37.010	42.678	201	25.558	213	28.774	246	257
4	1:37.636	43.018	200	25.485	213	29.133	243	256	21	1:36.765	42.463	202	25.476	214	28.826	246	258
5	1:37.714	42.977	201	25.507	214	29.230	241	257	22	1:37.076	42.756	201	25.489	213	28.831	246	255
6	1:37.311	42.924	200	25.302	214	29.085	245	256	23	1:36.912	42.600	202	25.386	214	28.926	246	257
7	1:37.400	43.045	200	25.391	214	28.964	244	258	24	1:37.212	42.690	202	25.476	214	29.046	242	257
8	1:37.282	42.854	200	25.440	214	28.988	245	258	25	1:37.165	42.623	203	25.564	214	28.978	244	257
9	1:37.039	42.809	201	25.343	214	28.887	245	258	26	1:36.953	42.626	202	25.416	214	28.911	244	256
10	1:38.140	42.974	200	25.607	213	29.559	245	258	27	1:37.015	42.666	203	25.438	215	28.911	246	257
11	1:36.629	42.656	201	25.304	213	28.669	245	257	28	1:38.281	42.807	201	25.433	213	30.041	214	258
12	1:37.165	42.792	200	25.479	214	28.894	245	258	29	2:44.658	1:15.052	80	42.037	92	47.569	116	185
13	1:37.575	42.975	200	25.459	214	29.141	243	258	30	2:40.976	1:15.431	87	39.542	114	46.003	164	112
14	1:37.550	43.059	201	25.482	214	29.009	243	257	31	2:44.883	1:11.579	95	47.213	56	46.091	239	150
15	1:37.012	42.694	200	25.252	214	29.066	244	256	32	1:37.731	43.255	201	25.449	214	29.027	244	250
16	1:45.343	42.953	200	25.443	214	36.947	57	258	33	1:37.265	42.725	202	25.605	214	28.935	246	255
17	2:36.907	1:42.394	201	25.604	213	28.909	245		34	1:37.279	43.003	202	25.361	214	28.915	244	256

4 Marschall, DEU / Niederhauser, CHE									theoretical besttime: 1:37.426								
1	1:47.037	50.657	190	26.680	212	29.700	242	223	18	1:37.861	43.128	198	25.796	213	28.937	243	256
2	1:40.219	44.566	196	26.123	211	29.530	243	250	19	1:39.434	43.468	197	26.292	211	29.674	242	257
3	1:38.347	43.353	197	25.755	213	29.239	243	257	20	1:38.131	43.102	199	25.749	215	29.280	243	257
4	1:38.194	43.230	198	25.794	210	29.170	243	257	21	1:38.420	43.615	199	25.610	215	29.195	245	252
5	1:38.154	43.165	198	25.801	212	29.188	242	257	22	1:38.079	43.279	200	25.802	214	28.998	244	258
6	1:38.095	43.111	199	25.776	211	29.208	244	257	23	1:37.608	43.014	201	25.669	215	28.925	244	258
7	1:38.480	43.229	197	25.974	214	29.277	243	257	24	1:37.958	43.311	199	25.577	215	29.070	243	257
8	1:38.255	43.300	198	25.956	212	28.999	245	257	25	1:37.943	42.924	201	25.710	215	29.309	242	257
9	1:38.872	43.623	198	25.872	213	29.377	240	257	26	1:38.295	43.320	201	25.757	215	29.218	244	252
10	1:38.636	43.617	197	25.838	214	29.181	243	255	27	1:38.391	43.464	199	25.878	216	29.049	244	257
11	1:38.547	43.490	195	25.870	213	29.187	244	257	28	1:42.204	43.769	180	27.920	180	30.515	232	252
12	1:38.147	43.232	197	25.807	213	29.108	244	257	29	2:14.772	47.244	172	39.849	110	47.679	151	237
13	1:38.418	43.519	198	25.760	214	29.139	242	257	30	2:40.872	1:16.606	61	39.031	115	45.235	165	129
14	1:46.124	43.132	199	25.968	214	37.024	57	257	31	2:40.888	1:10.562	78	48.837	38	41.489	239	138
15	2:39.885	1:44.649	197	25.816	213	29.420	242		32	1:40.418	44.176	198	26.630	214	29.612	243	252
16	1:38.550	43.401	199	25.759	213	29.390	243	255	33	1:40.035	43.631	199	26.904	209	29.500	244	239
17	1:38.216	43.151	198	25.811	213	29.254	243	257	34	1:40.835	43.890	186	26.696	212	30.249	240	257

6 Spengler, DEU / Zanella, CHE									theoretical besttime: 1:37.749								
1	1:46.720	50.174	194	26.661	210	29.885	242	218	18	1:38.142	43.300	197	25.648	212	29.194	241	254
2	1:39.789	44.420	194	25.870	211	29.499	240	255	19	1:39.508	44.143	198	25.873	212	29.492	239	254
3	1:38.370	43.343	197	25.676	211	29.351	240	255	20	1:38.508	43.285	199	25.940	213	29.283	241	255
4	1:38.107	43.175	197	25.602	213	29.330	243	255	21	1:38.071	43.354	197	25.595	213	29.122	242	255
5	1:38.100	43.174	198	25.595	213	29.331	244	256	22	1:37.888	43.150	199	25.653	213	29.085	241	256



ADAC GT Masters



Sector List Race 1

Provisional

Reg. Nr.: KNAF 0301.17.196

Circuit Zandvoort, Length: 4307m

Air temperature: 22.53°C

Track temperature: 28.96°C

Weather condition: Dry

Saturday, July 22, 2017 13:45:00

Lap	Time	SE1	SP1	SE2	SP2	SE3	SP3	TSP	Lap	Time	SE1	SP1	SE2	SP2	SE3	SP3	TSP
6	1:38.181	43.265	197	25.553	213	29.363	242	256	23	1:37.819	43.140	198	25.537	214	29.142	242	255
7	1:38.674	43.434	198	25.761	213	29.479	241	255	24	1:37.912	43.127	198	25.552	213	29.233	241	257
8	1:38.330	43.288	198	25.717	211	29.325	243	255	25	1:38.493	43.191	199	25.658	213	29.644	240	254
9	1:38.987	43.493	198	25.600	212	29.894	240	255	26	1:38.618	43.414	197	25.681	214	29.523	238	254
10	1:38.348	43.402	197	25.590	212	29.356	242	255	27	1:38.282	43.377	198	25.657	213	29.248	241	253
11	1:38.595	43.663	198	25.626	212	29.306	241	255	28	1:41.666	43.568	192	26.998	195	31.100	235	254
12	1:38.429	43.289	198	25.628	212	29.512	242	255	29	2:13.936	47.493	164	38.820	132	47.623	153	248
13	1:38.107	43.297	198	25.582	212	29.228	244	255	30	2:41.060	1:15.897	89	39.966	122	45.197	158	130
14	1:45.461	43.299	198	25.835	212	36.327	58	255	31	2:41.971	1:10.587	82	48.395	36	42.989	235	124
15	2:39.415	1:44.258	196	25.749	213	29.408	240		32	1:40.321	44.387	195	25.997	214	29.937	241	249
16	1:38.643	43.701	199	25.705	212	29.237	241	250	33	1:40.092	43.790	195	26.346	214	29.956	239	254
17	1:38.162	43.359	197	25.543	212	29.260	240	253	34	1:41.567	44.142	192	26.729	213	30.696	235	253

7 Siedler, AUT / Mapelli, ITA

theoretical besttime: 1:37.655

1	1:49.433	52.108	193	27.250	203	30.075	239	216	14	1:38.553	43.086	198	25.870	213	29.597	242	256
2	1:39.347	43.322	197	26.021	201	30.004	241	253	15	1:46.050	43.148	197	25.803	213	37.099	58	254
3	1:38.847	43.385	199	26.005	212	29.457	240	254	16	2:37.249	1:42.352	197	25.731	211	29.166	241	
4	1:38.348	43.084	197	25.877	213	29.387	241	255	17	1:37.804	42.952	197	25.669	213	29.183	243	256
5	1:38.316	43.101	196	25.770	213	29.445	241	255	18	1:38.127	43.267	197	25.638	213	29.222	241	255
6	1:38.348	43.107	198	25.721	213	29.520	242	255	19	1:39.688	44.154	196	26.052	211	29.482	236	255
7	1:38.398	43.011	198	25.936	211	29.451	238	257	20	1:38.505	43.094	197	25.789	211	29.622	242	255
8	1:38.135	43.007	197	25.839	213	29.289	244	256	21	1:38.305	43.179	197	25.914	213	29.212	242	255
9	1:38.290	43.025	199	25.812	213	29.453	241	257	22	1:37.745	42.971	198	25.673	215	29.101	242	256
10	1:38.457	43.205	197	25.867	212	29.385	240	256	23	1:37.671	42.941	197	25.654	215	29.076	243	256
11	1:38.561	43.246	198	25.962	213	29.353	242	255	24	1:37.888	42.989	199	25.715	213	29.184	242	257
12	1:38.292	43.163	198	25.841	213	29.288	242	255	25	1:38.320	43.083	198	25.824	214	29.413	217	255
13	1:38.312	43.200	198	25.844	213	29.268	243	257	26	3:17.129	1:20.139	87	46.086	91	1:10.904	43	164

8 Feller, CHE / Ahlin-Kottulinsky, SWE

theoretical besttime: 1:38.207

1	1:52.667	53.602	191	27.073	200	31.992	241	211	18	1:52.145	55.695	194	26.314	210	30.136	237	
2	1:40.720	44.043	198	26.027	202	30.650	239	255	19	1:40.488	43.900	194	26.278	211	30.310	235	251
3	1:38.843	43.487	199	25.727	212	29.629	241	254	20	1:39.753	43.588	196	26.186	211	29.979	235	252
4	1:39.547	43.356	200	26.105	191	30.086	242	256	21	1:39.469	43.802	196	25.978	211	29.689	237	250
5	1:39.435	43.297	199	26.106	209	30.032	242	257	22	1:39.214	43.626	198	25.931	211	29.657	237	251
6	1:38.863	43.212	200	26.275	212	29.376	243	256	23	1:39.677	43.493	197	26.013	211	30.171	235	251
7	1:39.578	43.258	201	26.215	212	30.105	241	257	24	1:39.793	43.620	199	26.048	211	30.125	235	250
8	1:39.517	43.985	197	25.973	212	29.559	242	255	25	1:39.301	43.542	197	25.862	211	29.897	237	251
9	1:40.100	44.269	199	26.073	212	29.758	242	255	26	1:39.323	43.452	198	26.038	211	29.833	237	250
10	1:38.541	43.168	201	25.862	212	29.511	243	255	27	1:39.407	43.634	197	26.035	210	29.738	236	251
11	1:38.739	43.541	200	25.764	211	29.434	242	255	28	1:42.260	45.744	194	26.310	211	30.206	236	251
12	1:39.068	43.508	199	25.987	213	29.573	240	254	29	1:40.772	44.544	195	26.318	211	29.910	237	247
13	1:38.508	43.386	198	25.663	212	29.459	240	254	30	2:26.446	59.610	73	40.003	140	46.833	131	251
14	1:38.679	43.302	197	25.791	212	29.586	241	254	31	2:35.714	1:08.238	96	50.580	50	36.896	239	169
15	1:45.671	43.706	199	25.904	212	36.061	59	254	32	1:40.515	44.101	197	26.551	213	29.863	240	252
16	2:46.287	1:48.714	192	26.712	209	30.861	232		33	1:40.584	43.564	198	26.941	215	30.079	241	253
17	1:49.239	44.770	195	27.180	210	37.289	59	248	34	1:41.896	44.727	198	26.548	212	30.621	237	256

9 Höher, AUT / Erhart, DEU

theoretical besttime: 1:37.786

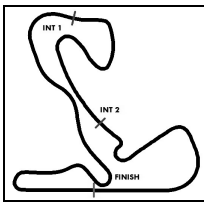
1	1:51.413	53.423	195	27.016	211	30.974	236	210	18	2:42.984	1:46.783	194	26.291	212	29.910	240	
2	1:40.337	43.949	189	26.430	203	29.958	243	255	19	1:39.931	44.169	198	25.984	213	29.778	239	252
3	1:39.262	43.666	200	25.805	212	29.791	244	256	20	1:39.439	43.831	197	26.100	213	29.508	239	253
4	1:39.551	43.687	198	26.022	204	29.842	243	257	21	1:39.036	43.615	198	26.001	213	29.420	239	252
5	1:39.304	43.750	196	26.039	212	29.515	244	257	22	1:39.188	43.937	196	25.710	213	29.541	239	255
6	1:38.907	43.354	200	25.841	213	29.712	243	258	23	1:39.276	44.085	200	25.644	214	29.547	240	255
7	1:40.064	43.752	194	26.581	213	29.731	243	258	24	1:40.119	44.612	197	25.737	213	29.770	239	252
8	1:38.260	43.084	198	25.593	213	29.583	242	258	25	1:40.022	44.310	196	25.869	213	29.843	238	254
9	1:38.328	43.284	199	25.605	211	29.439	241	256	26	1:40.165	44.766	196	25.820	213	29.579	240	253
10	1:37.892	43.124	200	25.659	213	29.109	244	257	27	1:40.157	43.902	197	26.137	210	30.118	239	254
11	1:38.648	43.463	196	25.798	213	29.387	241	257	28	1:40.980	44.611	190	26.051	213	30.318	234	252
12	1:38.414	43.484	200	25.735	213	29.195	242	255	29	1:56.523	45.557	184	26.635	211	44.331	147	248
13	1:38.248	43.312	200	25.649	214	29.287	243	256	30	2:41.310	1:15.152	64	39.784	135	46.374	145	98
14	1:38.371	43.118	200	25.925	212	29.328	244	257	31	2:36.797	1:09.072	87	49.813	40	37.912	237	192
15	1:38.593	43.331	197	25.739	213	29.523	240	256	32	1:40.744	44.681	194	26.238	215	29.825	240	252
16	1:38.394	43.408	200	25.681	212	29.305	242	255	33	1:40.915	44.293	195	26.271	215	30.351	240	254

ver: 1.0

www.adac.de/motorsport

Page 2/ 8 printed: 22.7.2017 14:50

CERTINA
SWISS WATCHES



ADAC GT Masters



Sector List Race 1

Provisional

Circuit Zandvoort, Length: 4307m

Air temperature: 22.53°C

Track temperature: 28.96°C

Weather condition: Dry

Reg. Nr.: KNAF 0301.17.196

Saturday, July 22, 2017 13:45:00

Lap	Time	SE1	SP1	SE2	SP2	SE3	SP3	TSP	Lap	Time	SE1	SP1	SE2	SP2	SE3	SP3	TSP
17	1:46.007	43.448	200	25.779	213	36.780	59	255	34	1:42.462	45.358	195	26.230	214	30.874	234	254

13 Barth, DEU / Hackländer, DEU

theoretical besttime: 1:37.323

1	1:52.799	54.255	189	26.835	205	31.709	241	225	18	1:39.528	43.363	193	26.267	210	29.898	242	257
2	1:41.388	44.820	196	26.092	211	30.476	244	254	19	1:40.734	44.227	198	26.788	201	29.719	248	254
3	1:38.932	43.402	197	25.941	212	29.589	253	251	20	1:39.211	43.584	199	26.185	215	29.442	244	257
4	1:39.534	43.353	198	25.910	213	30.271	244	254	21	1:39.023	43.430	198	26.137	216	29.456	244	257
5	1:39.333	43.328	196	26.002	209	30.003	244	251	22	1:38.941	43.833	197	26.001	218	29.107	244	256
6	1:39.128	43.258	195	26.368	213	29.502	244	255	23	1:38.917	43.887	196	25.706	219	29.324	254	257
7	1:39.173	43.054	192	26.064	209	30.055	242	254	24	1:37.669	43.020	201	25.547	217	29.102	241	255
8	1:39.664	43.810	189	26.032	212	29.822	244	253	25	1:37.442	42.790	198	25.567	215	29.085	243	255
9	1:40.461	44.066	192	26.117	213	30.278	244	254	26	1:37.721	42.981	200	25.643	217	29.097	244	255
10	1:39.073	44.017	194	25.963	215	29.093	240	252	27	1:37.444	42.691	200	25.642	217	29.111	244	255
11	1:38.081	42.870	200	25.798	213	29.413	245	255	28	1:41.014	44.600	190	26.217	206	30.197	231	255
12	1:38.676	43.143	193	25.924	216	29.609	241	255	29	2:04.500	44.571	189	32.327	127	47.602	143	231
13	1:38.679	43.421	195	25.881	215	29.377	244	253	30	2:40.977	1:15.198	67	40.177	102	45.602	184	97
14	1:45.998	43.148	193	25.893	210	36.957	59	255	31	2:38.148	1:09.669	83	49.411	41	39.068	238	169
15	2:36.948	1:42.008	197	25.604	215	29.336	244		32	1:40.743	44.285	197	26.852	213	29.606	244	254
16	1:37.668	42.840	201	25.661	216	29.167	245	256	33	1:39.615	43.522	198	26.336	208	29.757	245	259
17	1:38.069	43.256	197	25.663	217	29.150	244	256	34	1:40.154	43.907	199	26.251	220	29.996	236	258

17 Jaminet, FRA / Ammermüller, DEU

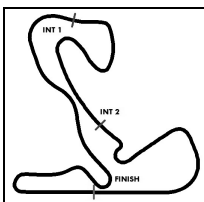
theoretical besttime: 1:37.482

1	1:48.989	51.910	195	27.307	205	29.772	244	215	18	1:45.567	43.105	199	25.589	216	36.873	56	259
2	1:39.340	43.493	197	25.935	207	29.912	244	257	19	2:37.695	1:42.622	198	25.715	213	29.358	243	
3	1:38.752	43.532	198	25.864	213	29.356	245	257	20	1:38.143	43.245	198	25.679	216	29.219	244	252
4	1:38.293	43.300	195	25.689	216	29.304	246	258	21	1:38.044	43.279	198	25.668	216	29.097	244	254
5	1:38.412	43.363	198	25.731	215	29.318	245	257	22	1:37.738	43.113	198	25.542	217	29.083	244	258
6	1:38.340	43.208	200	25.716	215	29.416	244	258	23	1:37.639	42.952	201	25.529	217	29.158	246	257
7	1:38.444	43.167	199	25.797	215	29.480	245	259	24	1:37.699	43.002	200	25.496	216	29.201	244	258
8	1:38.046	43.168	200	25.669	216	29.209	244	258	25	1:37.747	42.978	201	25.507	216	29.262	244	256
9	1:38.288	43.231	199	25.669	215	29.388	245	258	26	1:37.810	43.048	200	25.447	217	29.315	243	258
10	1:38.527	43.391	200	25.759	215	29.377	244	259	27	1:37.667	43.014	200	25.471	217	29.182	244	257
11	1:38.553	43.413	198	25.727	216	29.413	244	258	28	1:40.074	43.366	196	26.332	214	30.376	238	255
12	1:38.342	43.285	200	25.718	216	29.339	244	259	29	2:17.393	49.816	99	40.465	118	47.112	145	233
13	1:38.248	43.267	200	25.722	216	29.259	244	259	30	2:41.985	1:16.966	74	39.694	154	45.325	150	123
14	1:38.595	43.295	197	25.852	217	29.448	245	258	31	2:42.131	1:11.117	66	47.914	39	43.100	239	130
15	1:38.366	43.242	199	25.665	216	29.459	242	257	32	1:39.963	44.549	196	25.866	215	29.548	244	230
16	1:38.437	43.481	200	25.633	215	29.323	244	252	33	1:38.540	43.558	199	25.665	218	29.317	244	257
17	1:38.140	43.279	200	25.655	215	29.206	244	258	34	1:38.623	43.327	200	25.730	217	29.566	243	257

18 de Leener, BEL / Friedrich, DEU

theoretical besttime: 1:37.883

1	1:53.774	55.137	193	26.874	209	31.763	242	205	18	1:38.342	43.339	196	25.635	215	29.368	241	255
2	1:41.065	45.017	196	26.055	215	29.993	242	255	19	1:38.481	43.271	198	25.733	215	29.477	242	255
3	1:39.253	43.752	196	25.944	215	29.557	241	257	20	1:37.900	43.121	198	25.558	216	29.221	242	255
4	1:39.327	43.519	196	25.829	215	29.979	243	256	21	1:38.273	43.204	197	25.607	215	29.462	244	257
5	1:39.739	44.144	193	25.943	216	29.652	244	257	22	1:37.985	43.152	198	25.560	215	29.273	244	257
6	1:38.961	43.357	196	26.107	216	29.497	243	258	23	1:38.556	43.270	198	25.661	216	29.625	239	256
7	1:39.093	43.523	196	26.036	217	29.534	243	258	24	1:38.116	43.227	200	25.541	216	29.348	242	254
8	1:39.534	43.623	197	26.066	217	29.845	242	257	25	1:38.290	43.149	198	25.626	215	29.515	239	256
9	1:40.086	43.991	198	25.969	217	30.126	243	255	26	1:39.066	43.629	196	25.792	215	29.645	242	256
10	1:40.415	44.121	197	26.159	216	30.135	242	258	27	1:40.075	43.802	197	25.769	215	30.504	240	255
11	1:39.770	43.985	195	26.046	215	29.739	241	256	28	1:41.078	44.964	194	26.104	214	30.010	239	255
12	1:39.781	44.235	197	25.961	215	29.585	242	256	29	1:56.705	45.599	189	26.586	200	44.520	163	247
13	1:39.463	43.874	197	25.914	216	29.675	243	255	30	2:41.304	1:15.206	67	39.969	127	46.129	168	91
14	1:39.592	43.893	196	25.862	217	29.837	239	258	31	2:36.435	1:09.129	88	50.217	40	37.089	240	182
15	1:46.843	43.959	193	25.694	216	37.190	57	254	32	1:40.766	44.656	195	26.211	212	29.899	243	233
16	2:40.148	1:44.633	194	25.751	214	29.764	241		33	1:40.789	44.280	195	26.141	206	30.368	243	254
17	1:38.756	43.348	196	25.876	214	29.532	241	255	34	1:40.534	43.934	197	25.971	217	30.629	243	257



ADAC GT Masters



Sector List Race 1

Provisional

Circuit Zandvoort, Length: 4307m

Air temperature: 22.53°C

Track temperature: 28.96°C

Weather condition: Dry

Reg. Nr.: KNAF 0301.17.196

Saturday, July 22, 2017 13:45:00

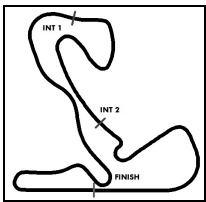
Lap	Time	SE1	SP1	SE2	SP2	SE3	SP3	TSP	Lap	Time	SE1	SP1	SE2	SP2	SE3	SP3	TSP
19 Perez Companc, ARG / Bortolotti, ITA									theoretical besttime: 1:36.534								
1	1:44.071	48.935	194	25.818	213	29.318	241	223	15	2:36.254	1:41.946	200	25.374	213	28.934	244	
2	1:38.348	43.124	199	25.631	214	29.593	243	255	16	1:36.601	42.602	202	25.126	212	28.873	245	255
3	1:38.183	43.297	197	25.592	213	29.294	241	257	17	1:36.871	42.640	201	25.419	214	28.812	244	256
4	1:37.807	43.210	198	25.506	213	29.091	242	254	18	1:38.116	42.862	200	25.730	212	29.524	242	257
5	1:37.260	42.828	199	25.455	212	28.977	243	257	19	1:37.059	42.703	200	25.314	214	29.042	242	255
6	1:37.203	42.615	199	25.558	215	29.030	244	254	20	1:36.917	42.663	202	25.363	212	28.891	244	256
7	1:37.141	42.747	203	25.419	213	28.975	244	256	21	1:36.983	42.620	202	25.390	212	28.973	244	255
8	1:37.394	42.993	199	25.343	214	29.058	244	257	22	1:37.081	42.759	200	25.333	214	28.989	247	256
9	1:37.069	42.686	200	25.408	213	28.975	243	256	23	1:37.032	42.630	200	25.382	213	29.020	243	256
10	1:37.426	42.827	199	25.408	213	29.191	245	258	24	1:37.146	42.597	198	25.376	214	29.173	241	256
11	1:37.570	42.927	198	25.591	213	29.052	242	259	25	1:37.006	42.675	200	25.295	214	29.036	243	255
12	1:36.860	42.803	200	25.206	213	28.851	243	257	26	1:36.971	42.671	199	25.277	216	29.023	242	255
13	1:37.092	42.596	201	25.400	214	29.096	242	258	27	1:37.000	42.767	201	25.338	214	28.895	244	255
14	1:44.504	42.992	199	25.519	214	35.993	58	255	28								258

Lap	Time	SE1	SP1	SE2	SP2	SE3	SP3	TSP	Lap	Time	SE1	SP1	SE2	SP2	SE3	SP3	TSP
20 Rogivue, CHE / Sylvest, DNK									theoretical besttime: 1:36.564								
1	1:52.349	54.039	193	26.793	203	31.517	237	210	18	1:47.609	53.529	200	25.397	212	28.683	242	
2	1:40.488	44.059	194	26.164	199	30.265	241	252	19	1:36.992	42.673	200	25.510	213	28.809	243	253
3	1:38.830	43.350	196	25.822	213	29.658	241	254	20	1:36.666	42.524	201	25.357	214	28.785	243	254
4	1:39.566	43.544	196	26.257	188	29.765	239	253	21	1:38.240	42.611	200	25.712	214	29.917	243	255
5	1:39.422	43.572	196	26.168	207	29.682	241	254	22	1:38.736	43.432	198	25.876	215	29.428	243	255
6	1:38.811	43.167	196	26.358	213	29.286	241	255	23	1:38.659	43.613	201	25.708	215	29.338	241	255
7	1:39.656	43.329	195	26.606	212	29.721	242	255	24	1:39.860	44.451	185	25.769	214	29.640	236	254
8	1:39.600	44.015	197	26.154	213	29.431	243	252	25	1:37.210	43.117	200	25.394	214	28.699	241	251
9	1:38.082	43.227	198	25.623	213	29.232	242	255	26	1:36.848	42.635	202	25.388	214	28.825	242	254
10	1:37.668	42.875	197	25.645	213	29.148	236	254	27	1:36.883	42.524	200	25.384	215	28.975	241	255
11	1:38.070	43.054	196	25.773	213	29.243	241	253	28	1:40.586	44.228	190	26.211	204	30.147	225	255
12	1:38.298	43.313	197	25.884	214	29.101	241	254	29	2:04.914	44.440	197	32.645	142	47.829	146	227
13	1:38.166	43.146	196	25.783	213	29.237	242	254	30	2:41.740	1:14.871	70	40.274	128	46.595	167	90
14	1:45.925	43.024	200	25.958	212	36.943	54	254	31	2:36.948	1:08.587	103	49.644	41	38.717	239	175
15	2:35.806	1:40.903	197	25.652	211	29.251	241		32	1:39.816	44.131	200	26.141	214	29.544	242	244
16	1:37.496	42.937	197	25.478	213	29.081	238	253	33	1:39.693	43.542	201	26.556	215	29.595	241	255
17	1:45.152	42.981	198	25.500	213	36.671	59	251	34	1:41.178	43.853	199	27.589	211	29.736	243	255

Lap	Time	SE1	SP1	SE2	SP2	SE3	SP3	TSP	Lap	Time	SE1	SP1	SE2	SP2	SE3	SP3	TSP
21 Stolz, DEU / Ludwig, DEU									theoretical besttime: 1:36.184								
1	1:41.916	47.263	199	25.579	212	29.074	241	222	18	1:46.238	43.951	198	25.865	213	36.422	54	254
2	1:37.827	42.959	200	25.586	211	29.282	242	254	19	1:48.791	54.739	201	25.307	213	28.745	240	
3	1:38.149	43.476	199	25.558	213	29.115	241	255	20	1:36.494	42.406	201	25.328	214	28.760	243	254
4	1:37.917	43.192	200	25.589	212	29.136	241	254	21	1:36.553	42.420	202	25.372	214	28.761	243	254
5	1:37.606	42.990	200	25.511	210	29.105	242	255	22	1:36.518	42.408	202	25.430	214	28.680	242	255
6	1:37.494	42.946	200	25.490	212	29.058	239	254	23	1:36.480	42.410	203	25.433	215	28.637	244	255
7	1:37.324	42.877	199	25.479	213	28.968	242	254	24	1:36.365	42.309	204	25.255	214	28.801	242	255
8	1:37.334	42.758	201	25.628	213	28.948	242	255	25	1:36.423	42.308	203	25.413	215	28.702	240	255
9	1:37.054	42.650	201	25.566	213	28.838	243	255	26	1:36.270	42.292	204	25.301	215	28.677	243	255
10	1:37.306	42.876	200	25.492	213	28.938	239	255	27	1:37.319	42.373	202	25.418	215	29.528	235	256
11	1:37.345	42.921	200	25.521	213	28.903	243	255	28	1:39.327	42.666	200	25.520	213	31.141	231	250
12	1:37.120	42.780	201	25.447	213	28.893	239	255	29	2:32.430	1:03.789	64	41.240	119	47.401	122	178
13	1:37.440	42.960	201	25.563	212	28.917	241	255	30	2:41.900	1:15.615	120	39.901	159	46.384	181	143
14	1:37.245	42.793	202	25.580	213	28.872	244	255	31	2:43.243	1:11.500	70	47.201	40	44.542	237	137
15	1:37.345	42.882	201	25.451	214	29.012	242	256	32	1:38.214	43.405	201	25.718	215	29.091	243	252
16	1:44.998	42.877	200	25.651	215	36.470	54	255	33	1:37.830	42.798	202	25.780	215	29.252	244	257
17	2:34.776	1:40.399	201	25.465	213	28.912	242		34	1:37.631	42.703	201	25.717	216	29.211	223	257

Lap	Time	SE1	SP1	SE2	SP2	SE3	SP3	TSP	Lap	Time	SE1	SP1	SE2	SP2	SE3	SP3	TSP
22 Lips, CHE / Gassner, DEU									theoretical besttime: 1:38.500								
1	1:50.330	52.757	193	27.093	205	30.480	241	227	18	1:39.889	43.500	201	26.334	215	30.055	243	257
2	1:40.378	44.466	200	26.092	213	29.820	244	254	19	1:39.447	43.657	195	26.090	215	29.700	246	256
3	1:39.640	43.894	200	25.913	215	29.833	244	256	20	1:45.042	43.541	196	29.951	200	31.550	241	258
4	1:39.261	43.723	200	25.865	215	29.673	244	257	21	1:40.496	44.206	193	26.390	215	29.900	243	254
5	1:39.123	43.928	201	25.756	215	29.439	244	257	22	1:39.536	43.592	196	26.258	215	29.686	245	255
6	1:39.389	43.571	201	25.901	215	29.917	243	257	23	1:39.924	43.451	198	26.005	216	30.468	242	257
7	1:40.484	43.726	201	26.796	216	29.962	246	257	24	1:39.567	43.582	201	25.958	215	30.027	243	255
8	1:39.912	44.270	199	26.001	215	29.641	245	258	25	1:38.898	43.349	200	25.930	217	29.619	245	256





ADAC GT Masters



Sector List Race 1

Provisional

Circuit Zandvoort, Length: 4307m

Air temperature: 22.53°C

Track temperature: 28.96°C

Weather condition: Dry

Reg. Nr.: KNAF 0301.17.196

Saturday, July 22, 2017 13:45:00

Lap	Time	SE1	SP1	SE2	SP2	SE3	SP3	TSP	Lap	Time	SE1	SP1	SE2	SP2	SE3	SP3	TSP
9	1:41.456	44.692	201	26.250	212	30.514	244	258	26	1:39.547	43.315	201	26.545	216	29.687	244	257
10	1:40.863	44.165	201	26.733	216	29.965	244	258	27	1:38.827	43.305	201	25.919	216	29.603	225	256
11	1:39.308	43.618	201	25.950	217	29.740	244	257	28	1:52.475	55.111	186	26.668	213	30.696	241	173
12	1:39.632	43.695	198	25.979	217	29.958	244	257	29	1:41.967	45.808	179	26.401	215	29.758	245	252
13	1:39.963	44.296	200	26.021	216	29.646	245	257	30	2:28.081	1:01.200	71	40.011	147	46.870	142	256
14	1:48.562	43.796	199	26.006	217	38.760	49	257	31	2:35.691	1:08.237	99	50.273	49	37.181	242	184
15	2:40.891	1:44.625	196	26.369	214	29.897	244	257	32	1:40.560	44.207	196	26.580	217	29.773	247	249
16	1:39.154	43.580	198	25.970	215	29.604	246	255	33	1:40.845	43.919	195	26.820	219	30.106	245	260
17	1:39.256	43.461	199	26.007	216	29.788	243	257	34	1:41.913	44.721	189	26.598	217	30.594	241	260

24 Salaquarda, CZE / Winkelhock, DEU

theoretical besttime:

1	50.330	189	31.756	87	226												
---	--------	------------	---------------	-----------	------------	--	--	--	--	--	--	--	--	--	--	--	--

25 Ortmann, DEU / Stippler, DEU

theoretical besttime: 1:36.480

1	1:51.671	51.288	194	28.878	181	31.505	239	220	18	1:37.491	42.702	202	25.606	212	29.183	244	255
2	1:40.433	44.270	198	26.109	197	30.054	241	254	19	1:39.930	44.242	199	26.374	213	29.314	244	248
3	1:39.209	43.533	199	25.846	203	29.830	242	256	20	1:39.275	43.645	197	26.457	212	29.173	244	256
4	1:39.470	43.586	197	26.192	184	29.692	242	254	21	1:38.906	43.670	196	26.058	213	29.178	245	256
5	1:39.353	43.673	198	26.213	208	29.467	243	256	22	1:39.229	44.116	200	25.937	213	29.176	240	258
6	1:52.696	43.233	198	40.472	210	28.991	242	258	23	1:37.404	43.009	202	25.438	213	28.957	241	257
7	1:37.146	42.443	201	25.662	211	29.041	242	255	24	1:36.854	42.642	203	25.311	212	28.901	243	255
8	1:37.342	42.911	200	25.384	212	29.047	242	255	25	1:36.854	42.631	202	25.343	213	28.880	243	255
9	1:37.566	42.823	201	25.614	211	29.129	242	255	26	1:37.029	42.772	202	25.482	212	28.775	244	255
10	1:37.582	42.967	200	25.534	213	29.081	242	255	27	1:36.804	42.721	203	25.357	213	28.726	243	256
11	1:38.723	43.314	198	25.843	215	29.566	242	257	28	1:38.709	43.040	198	25.891	212	29.778	237	255
12	1:38.790	43.069	201	25.907	214	29.814	242	257	29	2:10.475	45.848	187	37.119	117	47.508	129	213
13	1:37.756	43.050	201	25.550	212	29.156	243	257	30	2:41.342	1:15.621	62	40.108	110	45.613	178	113
14	1:37.147	42.678	202	25.509	213	28.960	242	255	31	2:38.170	1:09.759	77	49.302	41	39.109	239	159
15	1:37.788	42.724	202	25.473	213	29.591	240	255	32	1:40.420	44.367	191	26.483	213	29.570	244	244
16	1:45.217	42.906	202	25.686	211	36.625	59	253	33	1:39.889	43.587	196	26.366	214	29.936	242	255
17	2:37.974	1:43.516	199	25.463	212	28.995	242		34	1:40.145	43.835	196	26.595	215	29.715	240	255

26 Asch, DEU / Mücke, DEU

theoretical besttime: 1:36.841

1	1:45.783	49.458	187	26.542	211	29.783	239	221	18	1:37.910	43.026	196	25.753	213	29.131	240	254
2	1:38.321	43.267	200	25.707	212	29.347	240	252	19	1:38.002	43.192	196	25.635	213	29.175	239	252
3	1:38.379	43.248	197	25.903	212	29.228	239	254	20	1:37.754	43.056	196	25.575	213	29.123	240	253
4	1:37.949	43.095	197	25.618	214	29.236	242	254	21	1:37.510	42.933	197	25.527	213	29.050	240	254
5	1:37.670	42.970	198	25.550	213	29.150	239	254	22	1:37.473	42.867	199	25.594	213	29.012	240	254
6	1:37.766	42.971	199	25.531	213	29.264	240	254	23	1:37.272	42.872	198	25.548	214	28.852	239	254
7	1:37.689	42.986	198	25.605	213	29.098	241	254	24	1:37.299	42.893	199	25.351	214	29.055	238	253
8	1:37.434	42.919	199	25.494	212	29.021	240	255	25	1:37.293	42.817	199	25.480	214	28.996	239	253
9	1:37.331	42.874	198	25.552	212	28.905	240	254	26	1:37.191	42.834	199	25.612	213	28.745	241	254
10	1:37.326	42.901	198	25.398	213	29.027	241	254	27	1:37.266	42.865	198	25.497	213	28.904	239	254
11	1:37.903	42.871	198	25.544	212	29.488	240	254	28	1:38.601	43.051	198	25.597	213	29.953	237	254
12	1:37.233	42.869	200	25.363	213	29.001	240	252	29	2:36.532	1:07.366	87	41.699	102	47.467	129	246
13	1:37.094	42.762	198	25.448	213	28.884	241	254	30	2:41.181	1:15.488	88	39.896	100	45.797	164	106
14	1:44.476	42.745	200	25.425	213	36.306	57	254	31	2:44.975	1:11.582	98	47.315	48	46.078	234	138
15	2:36.652	1:42.049	197	25.531	212	29.072	240		32	1:38.190	43.356	197	25.692	213	29.142	239	248
16	1:37.518	43.022	197	25.587	212	28.909	239	251	33	1:37.762	43.041	198	25.771	213	28.950	241	253
17	1:37.251	42.985	198	25.467	213	28.799	240	252	34	1:37.780	42.867	197	25.559	214	29.354	238	255

36 Bachler, AUT / Macdowall, GBR

theoretical besttime: 1:37.986

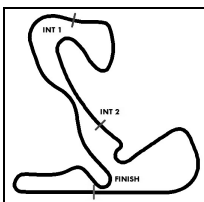
1	1:50.044	52.266	188	27.351	204	30.427	228	210	18	1:38.993	43.415	196	25.997	217	29.581	243	256
2	1:39.149	43.868	196	25.772	206	29.509	245	239	19	1:38.992	43.518	195	25.959	216	29.515	244	257
3	1:38.961	43.512	198	26.146	215	29.303	244	247	20	1:38.993	43.629	196	25.883	215	29.481	245	255
4	1:38.372	43.262	198	25.760	213	29.350	247	248	21	1:38.662	43.445	197	25.850	216	29.367	240	258
5	1:38.185	43.211	196	25.739	217	29.235	246	255	22	1:38.626	43.164	198	25.833	216	29.629	244	257
6	1:38.363	43.250	197	25.756	216	29.357	244	253	23	1:38.784	43.462	196	25.906	218	29.416	245	257
7	1:38.495	43.383	196	25.720	216	29.392	246	254	24	1:38.496	43.299	198	25.691	216	29.506	241	257
8	1:38.339	43.269	197	25.731	216	29.339	246	258	25	1:38.049	43.132	198	25.637	216	29.280	248	257
9	1:38.265	43.236	196	25.709	216	29.320	247	260	26	1:38.352	43.272	198	25.756	216	29.324	246	257
10	1:38.298	43.293	198	25.702	217	29.303	242	259	27	1:38.428	43.333	199	25.747	217	29.348	245	257
11	1:38.440	43.270	196	25.784	216	29.386	244	256	28	1:41.562	43.586	196	26.893	195	31.083	235	255

ver: 1.0

www.adac.de/motorsport

Page 5/ 8 printed: 22.7.2017 14:50

CERTINA
S W I S S W A T C H E S



ADAC GT Masters

Sector List Race 1



Provisional

Circuit Zandvoort, Length: 4307m

Air temperature: 22.53°C

Track temperature: 28.96°C

Weather condition: Dry

Reg. Nr.: KNAF 0301.17.196

Saturday, July 22, 2017 13:45:00

Lap	Time	SE1	SP1	SE2	SP2	SE3	SP3	TSP	Lap	Time	SE1	SP1	SE2	SP2	SE3	SP3	TSP
12	1:38.488	43.334	197	25.808	216	29.346	243	257	29	2:09.766	45.791	189	36.207	134	47.768	132	220
13	1:38.262	43.247	198	25.693	217	29.322	245	259	30	2:40.703	1:16.037	64	39.254	121	45.412	172	117
14	1:38.373	43.114	197	25.758	215	29.501	244	259	31	2:39.921	1:10.393	89	48.846	39	40.682	238	152
15	1:38.451	43.358	197	25.721	215	29.372	244	253	32	1:40.366	44.444	196	26.194	219	29.728	241	247
16	1:45.007	43.241	198	25.667	216	36.099	57	254	33	1:39.816	43.645	197	26.005	217	30.166	245	258
17	2:42.109	1:46.280	196	25.901	214	29.928	243		34	1:40.501	43.807	192	26.388	217	30.306	240	258

42 Catsburg, NLD / Eng, AUT

theoretical besttime: 1:36.889

1	1:45.981	49.819	195	26.537	212	29.625	240	223	18	1:37.037	42.715	203	25.502	213	28.820	242	255
2	1:38.506	43.355	203	25.857	204	29.294	244	251	19	1:37.046	42.720	201	25.515	212	28.811	242	255
3	1:38.493	43.116	202	26.097	212	29.280	244	255	20	1:37.259	42.700	202	25.654	212	28.905	242	255
4	1:38.165	43.236	201	25.856	212	29.073	243	257	21	1:37.247	42.703	202	25.645	213	28.899	242	256
5	1:38.025	43.167	201	25.879	212	28.979	244	257	22	1:37.278	42.699	203	25.665	213	28.914	243	257
6	1:37.733	42.966	201	25.729	212	29.038	244	257	23	1:37.109	42.650	203	25.595	214	28.864	243	257
7	1:38.010	43.044	202	25.847	211	29.119	243	257	24	1:37.202	42.721	203	25.428	214	29.053	240	256
8	1:37.762	42.996	202	25.818	211	28.948	246	257	25	1:37.256	42.692	204	25.549	213	29.015	241	254
9	1:37.799	43.023	202	25.751	212	29.025	244	258	26	1:37.096	42.697	203	25.441	213	28.958	242	255
10	1:37.667	42.939	203	25.745	212	28.983	244	257	27	1:37.386	42.734	202	25.680	214	28.972	242	256
11	1:37.539	42.908	203	25.708	212	28.923	245	257	28	1:38.838	42.885	205	25.622	213	30.331	235	255
12	1:37.532	42.842	205	25.685	212	29.005	244	258	29	2:34.905	1:05.901	87	41.604	106	47.400	123	229
13	1:37.747	42.903	203	25.803	212	29.041	243	257	30	2:41.471	1:15.715	94	39.740	109	46.016	170	115
14	1:37.794	42.935	204	25.753	212	29.106	243	256	31	2:44.359	1:11.313	108	47.384	44	45.662	237	132
15	1:45.107	42.958	203	25.730	212	36.419	59	255	32	1:39.806	44.309	201	26.158	214	29.339	240	244
16	2:37.729	1:43.103	201	25.588	211	29.038	240		33	1:37.878	43.013	203	25.688	215	29.177	242	255
17	1:37.271	42.797	200	25.536	212	28.938	242	254	34	1:37.605	42.929	204	25.580	214	29.096	242	256

48 Dontje, NLD / Kirchhöfer, DEU

theoretical besttime: 1:36.871

1	1:45.252	49.319	191	26.358	212	29.575	242	224	18	2:37.722	1:42.757	190	25.803	212	29.162	241	
2	1:38.324	43.188	198	25.704	213	29.432	242	254	19	1:37.880	43.171	198	25.537	213	29.172	241	253
3	1:38.089	43.165	198	25.713	213	29.211	242	254	20	1:37.695	43.053	200	25.529	214	29.113	240	254
4	1:37.958	43.119	197	25.695	213	29.144	243	255	21	1:37.456	42.913	200	25.496	214	29.047	242	255
5	1:37.695	42.851	199	25.662	213	29.182	243	255	22	1:37.324	42.820	199	25.487	213	29.017	242	255
6	1:37.690	42.920	199	25.642	213	29.128	242	255	23	1:36.982	42.700	200	25.424	215	28.858	242	255
7	1:37.612	42.803	200	25.693	213	29.116	242	255	24	1:37.313	42.639	201	25.429	214	29.245	239	254
8	1:37.539	42.817	200	25.670	213	29.052	241	255	25	1:37.140	42.862	200	25.402	214	28.876	243	254
9	1:37.331	42.860	201	25.532	213	28.939	244	256	26	1:37.361	42.853	201	25.458	215	29.050	241	255
10	1:37.247	42.663	200	25.512	213	29.072	243	256	27	1:37.418	42.839	201	25.466	215	29.113	239	254
11	1:37.028	42.701	200	25.430	214	28.897	244	256	28	1:38.108	43.116	197	25.545	214	29.447	240	254
12	1:37.270	42.819	200	25.482	213	28.969	243	256	29	2:37.328	1:07.967	82	41.863	88	47.498	121	251
13	1:37.075	42.728	200	25.437	214	28.910	242	255	30	2:40.907	1:15.471	83	39.457	109	45.979	164	115
14	1:37.229	42.683	200	25.561	213	28.985	243	255	31	2:44.908	1:11.896	97	47.056	53	45.956	235	135
15	1:37.138	42.611	201	25.476	214	29.051	243	255	32	1:38.667	43.743	199	25.738	215	29.186	242	241
16	1:38.209	43.252	200	25.710	214	29.247	244	255	33	1:37.432	42.853	201	25.464	215	29.115	242	255
17	1:44.654	42.960	201	25.610	214	36.084	59	257	34	1:37.638	42.934	200	25.526	215	29.178	241	255

50 Geipel, DEU / Frey, CHE

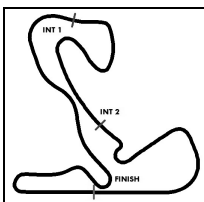
theoretical besttime:

1	50.959	194						226									
---	--------	------------	--	--	--	--	--	------------	--	--	--	--	--	--	--	--	--

63 Ineichen, CHE / Engelhart, DEU

theoretical besttime: 1:37.351

1	1:48.187	51.586	188	26.881	207	29.720	240	208	18	1:45.861	43.145	199	25.734	213	36.982	57	255
2	1:39.773	43.933	197	26.104	209	29.736	241	254	19	2:37.049	1:41.654	198	25.807	211	29.588	241	
3	1:38.358	43.335	198	25.715	214	29.308	244	255	20	1:37.900	43.097	199	25.546	212	29.257	242	254
4	1:38.265	43.156	200	25.832	213	29.277	243	256	21	1:37.740	43.060	200	25.474	212	29.206	244	254
5	1:38.061	43.129	198	25.705	213	29.227	243	256	22	1:37.605	43.027	199	25.454	213	29.124	241	254
6	1:38.163	43.184	199	25.620	213	29.359	243	256	23	1:37.644	42.941	199	25.617	213	29.086	241	254
7	1:38.229	43.194	197	25.764	214	29.271	242	257	24	1:37.970	43.026	199	25.629	214	29.315	242	255
8	1:38.442	43.344	199	25.717	213	29.381	245	256	25	1:37.584	42.811	200	25.473	214	29.300	240	253
9	1:38.653	43.380	197	25.719	215	29.554	242	256	26	1:37.689	42.928	199	25.521	213	29.240	243	254
10	1:38.715	43.540	199	25.890	214	29.285	242	255	27	1:37.761	43.068	198	25.573	213	29.120	241	253
11	1:38.443	43.439	196	25.823	213	29.181	243	255	28	1:40.502	43.000	200	26.227	202	31.275	234	254
12	1:38.293	43.202	200	25.855	214	29.236	244	257	29	2:17.487	49.685	95	40.652	117	47.150	140	235
13	1:38.358	43.388	198	25.781	213	29.189	245	256	30	2:41.950	1:15.924	115	40.071	133	45.955	181	142
14	1:38.572	43.333	200	25.731	213	29.508	242	256	31	2:42.902	1:11.407	71	47.493	42	44.002	240	110



ADAC GT Masters



Sector List Race 1

Provisional

Circuit Zandvoort, Length: 4307m

Air temperature: 22.53°C

Track temperature: 28.96°C

Weather condition: Dry

Reg. Nr.: KNAF 0301.17.196

Saturday, July 22, 2017 13:45:00

Lap	Time	SE1	SP1	SE2	SP2	SE3	SP3	TSP	Lap	Time	SE1	SP1	SE2	SP2	SE3	SP3	TSP
15	1:38.781	43.308	198	25.698	213	29.775	238	253	32	1:39.762	44.490	197	25.889	214	29.383	243	248
16	1:38.033	43.106	199	25.766	212	29.161	245	253	33	1:38.440	43.281	199	25.647	216	29.512	245	255
17	1:37.934	43.188	201	25.624	211	29.122	240	255	34	1:38.892	43.484	197	25.784	214	29.624	242	255

66 Judek, DEU / Lindholm, FIN

theoretical besttime: 1:37.791

1	1:53.541	54.428	193	26.952	212	32.161	240	204	11	1:40.321	43.795	199	26.701	213	29.825	240	255
2	1:42.299	45.834	197	26.415	212	30.050	241	252	12	1:39.556	43.585	195	26.157	214	29.814	241	255
3	1:39.804	43.562	194	26.411	213	29.831	240	254	13	1:39.251	43.608	198	26.074	213	29.569	240	255
4	1:39.081	43.358	199	26.069	214	29.654	241	255	14	1:48.228	43.791	197	26.222	213	38.215	50	255
5	1:39.125	43.325	200	26.106	213	29.694	241	255	15	2:43.107	1:47.784	199	25.960	211	29.363	238	
6	1:39.439	43.115	200	26.583	213	29.741	242	256	16	1:37.841	42.831	198	25.678	213	29.332	240	254
7	1:39.037	43.208	201	26.135	213	29.694	242	256	17	1:38.229	42.839	200	25.628	213	29.762	238	254
8	1:39.203	43.368	199	25.976	213	29.859	241	255	18	1:39.711	43.524	196	26.043	212	30.144	238	252
9	1:39.774	43.735	200	26.015	215	30.024	242	255	19	1:39.547	43.726	197	26.025	212	29.796	239	253
10	1:40.360	43.955	199	26.287	214	30.118	239	251	20	1:50.428	43.440	197	27.399	154	39.589	58	253

77 Gounon, FRA / van der Zande, NLD

theoretical besttime: 1:36.567

1	1:41.414	46.746	200	25.573	214	29.095	242	224	18	2:37.490	1:42.508	194	25.881	214	29.101	243	
2	1:37.939	42.989	200	25.586	214	29.364	241	254	19	1:37.158	42.901	200	25.399	215	28.858	243	255
3	1:38.108	43.371	200	25.449	214	29.288	246	253	20	1:36.758	42.537	200	25.400	216	28.821	243	255
4	1:37.968	43.232	198	25.585	214	29.151	242	254	21	1:37.140	42.717	201	25.520	216	28.903	245	255
5	1:37.614	42.855	199	25.466	215	29.293	241	254	22	1:37.119	42.802	200	25.605	215	28.712	245	256
6	1:37.354	42.724	201	25.488	215	29.142	247	253	23	1:36.985	42.701	201	25.510	216	28.774	242	257
7	1:37.322	42.954	201	25.390	215	28.978	244	255	24	1:37.226	42.687	200	25.549	216	28.990	243	256
8	1:37.321	42.898	198	25.518	215	28.905	244	255	25	1:37.031	42.764	200	25.394	216	28.873	244	255
9	1:37.059	42.678	201	25.442	215	28.939	244	255	26	1:36.873	42.688	199	25.353	215	28.832	245	256
10	1:37.404	42.981	200	25.343	214	29.080	244	255	27	1:37.035	42.708	201	25.495	217	28.832	243	257
11	1:37.321	42.919	200	25.482	215	28.920	243	255	28	1:37.485	42.519	201	25.465	217	29.501	223	257
12	1:37.234	42.720	203	25.336	215	29.178	244	255	29	2:45.961	1:16.587	84	41.985	100	47.389	111	172
13	1:37.319	42.903	201	25.458	215	28.958	244	255	30	2:41.213	1:15.395	109	39.846	117	45.972	158	109
14	1:37.312	42.872	201	25.445	216	28.995	244	255	31	2:44.778	1:11.667	95	47.226	58	45.885	239	166
15	1:37.255	42.806	201	25.453	215	28.996	244	255	32	1:37.735	43.242	197	25.412	216	29.081	242	247
16	1:37.433	42.902	201	25.464	217	29.067	245	255	33	1:37.497	42.942	199	25.478	216	29.077	243	256
17	1:43.935	42.555	201	25.498	218	35.882	59	255	34	1:37.361	42.880	200	25.455	216	29.026	240	255

84 Assenheimer, DEU / Götz, DEU

theoretical besttime: 1:36.913

1	1:50.668	53.032	196	26.980	203	30.656	240	203	18	1:37.848	42.954	200	25.848	215	29.046	243	255
2	1:40.415	44.456	197	26.353	211	29.606	244	251	19	1:39.343	43.276	196	26.189	215	29.878	241	256
3	1:39.568	43.785	198	26.130	211	29.653	241	254	20	1:38.109	43.031	199	25.764	216	29.314	242	256
4	1:39.310	43.807	193	25.885	213	29.618	242	254	21	1:38.549	43.629	198	25.690	215	29.230	243	255
5	1:39.123	43.924	198	25.794	213	29.405	243	255	22	1:38.075	43.177	199	25.728	215	29.170	242	256
6	1:39.279	43.558	199	25.952	212	29.769	241	255	23	1:37.579	42.928	200	25.604	216	29.047	243	256
7	1:38.972	43.725	197	26.272	212	28.975	243	254	24	1:38.026	43.183	198	25.702	214	29.141	241	256
8	1:36.913	42.654	200	25.423	213	28.836	244	256	25	1:37.755	42.729	200	25.695	214	29.331	236	255
9	1:37.031	42.692	201	25.502	213	28.837	244	257	26	1:38.497	43.340	198	25.842	212	29.315	241	251
10	1:37.512	42.793	199	25.622	213	29.097	244	257	27	1:38.521	43.305	199	25.800	210	29.416	239	255
11	1:37.272	42.773	202	25.523	213	28.976	244	256	28	1:42.778	44.552	161	27.267	174	30.959	232	250
12	1:37.667	42.711	200	25.625	213	29.331	243	257	29	2:14.827	46.795	172	39.853	116	48.179	154	220
13	1:38.433	43.485	199	25.716	213	29.232	243	254	30	2:40.748	1:16.163	66	39.180	120	45.405	184	122
14	1:45.570	43.102	198	25.762	215	36.706	59	256	31	2:40.192	1:10.526	101	48.541	39	41.125	237	158
15	2:37.987	1:43.177	198	25.454	214	29.356	239		32	1:39.788	44.040	199	25.826	215	29.922	241	231
16	1:38.642	43.325	198	25.804	215	29.513	241	251	33	1:39.821	43.475	193	26.631	215	29.715	241	252
17	1:38.233	43.129	198	25.575	215	29.529	242	255	34	1:38.788	44.038	189	25.750	214	29.000	227	254

99 Renauer, DEU / Müller, DEU

theoretical besttime: 1:37.243

1	1:52.992	54.588	186	26.969	196	31.435	244	212	18	1:37.988	43.454	200	25.490	216	29.044	241	257
2	1:40.529	44.131	200	25.977	206	30.421	245	251	19	1:37.704	42.750	200	25.516	216	29.438	244	257
3	1:39.058	43.710	199	25.819	217	29.529	246	259	20	1:37.337	42.770	200	25.449	216	29.118	244	258
4	1:39.628	43.597	200	25.865	206	30.166	243	258	21	1:37.472	42.834	198	25.507	217	29.131	244	257
5	1:39.347	43.460	200	25.979	210	29.908	245	260	22	1:37.899	43.041	198	25.641	216	29.217	244	258
6	1:39.140	43.424	200	26.270	217	29.446	246	258	23	1:38.618	43.299	196	25.983	217	29.336	241	258
7	1:39.217	43.187	201	26.046	215	29.984	244	260	24	1:38.595	43.385	196	25.678	217	29.532	243	255
8	1:39.830	43.945	197	26.074	216	29.811	245	258	25	1:38.156	43.143	199	25.645	217	29.368	243	257

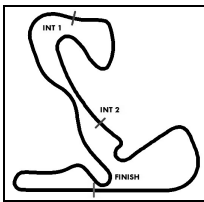
ver: 1.0

www.adac.de/motorsport

Page 7 / 8 printed: 22.7.2017 14:50

CERTINA

SWISS WATCHES



ADAC GT Masters

Sector List Race 1

Provisional



Circuit Zandvoort, Length: 4307m

Air temperature: 22.53°C

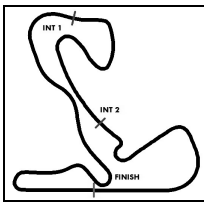
Track temperature: 28.96°C

Weather condition: Dry

Reg. Nr.: KNAF 0301.17.196

Saturday, July 22, 2017 13:45:00

Lap	Time	SE1	SP1	SE2	SP2	SE3	SP3	TSP	Lap	Time	SE1	SP1	SE2	SP2	SE3	SP3	TSP
9	1:40.343	44.051	200	26.095	217	30.197	244	260	26	1:38.256	43.175	200	25.654	217	29.427	243	257
10	1:38.319	43.228	200	25.717	217	29.374	246	260	27	1:38.441	43.300	200	25.878	217	29.263	242	257
11	1:38.647	43.499	199	25.633	217	29.515	246	259	28	1:41.372	43.570	194	26.814	190	30.988	231	257
12	1:38.960	43.443	198	25.801	216	29.716	245	260	29	2:10.252	45.880	193	36.719	143	47.653	130	214
13	1:38.592	43.395	201	25.721	216	29.476	242	259	30	2:41.117	1:15.884	64	39.657	119	45.576	188	124
14	1:45.780	43.251	198	25.711	216	36.818	57	258	31	2:39.064	1:10.043	85	48.937	38	40.084	239	163
15	2:36.308	1:41.456	197	25.561	215	29.291	243		32	1:40.420	44.315	194	26.266	211	29.839	243	242
16	1:37.549	42.894	199	25.565	216	29.090	244	258	33	1:39.807	43.587	198	26.242	218	29.978	245	258
17	1:37.671	42.954	198	25.658	215	29.059	244	258	34	1:45.763	43.902	199	26.138	219	35.723	239	259



ADAC GT Masters

Top speed list Race 1

Provisional



Circuit Zandvoort, Length: 4307m

Air temperature: 22.36°C

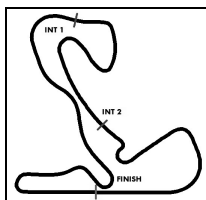
Track temperature: 28.73°C

Weather condition: Dry

Reg. Nr.: KNAF 0301.17.196

Saturday, July 22, 2017 13:45:00

#	Name (NAT)	Team	Car name	Speed	Lap	Race time
99	Robert Renauer (DEU)	Precote Herberth Motorsport (DEU)	Porsche 911 GT3 R	260.86	7	10:13.282
36	Klaus Bachler (AUT)	Schütz Motorsport (DEU)	Porsche 911 GT3 R	260.24	9	13:22.511
22	Marc Gassner (DEU)	MRS GT-Racing (DEU)	Nissan GT-R NISMO GT3	260.24	33	56:40.142
17	Mathieu Jaminet (FRA)	KÜS TEAM75 Bernhard (DEU)	Porsche 911 GT3 R	259.61	7	10:04.732
19	Ezequiel Perez Companc (ARG)	GRT Grasser-Racing-Team (AUT)	Lamborghini Huracan GT3	259.61	11	16:24.526
13	Maximilian Hackländer (DEU)	RWT Racing (AUT)	Corvette C7 GT3	259.61	33	56:38.240
1	Connor De Phillippi (USA)	Montaplast by Land-Motorsport (DEU)	Audi R8 LMS	258.99	4	5:07.696
9	Christopher Höher (AUT)	Audi Sport racing academy (DEU)	Audi R8 LMS	258.99	6	8:32.479
3	Markus Pommer (DEU)	Aust Motorsport (DEU)	Audi R8 LMS	258.99	8	11:31.352
4	Patric Niederhauser (CHE)	Aust Motorsport (DEU)	Audi R8 LMS	258.99	23	37:26.716
25	Mike David Ortmann (DEU)	BWT Mücke Motorsport (DEU)	Audi R8 LMS	258.37	6	8:32.754
18	Adrien de Leener (BEL)	KÜS TEAM75 Bernhard (DEU)	Porsche 911 GT3 R	258.37	6	8:35.776
42	Nick Catsburg (NLD)	BMW Team Schnitzer (DEU)	BMW M6 GT3	258.37	9	13:15.291
8	Ricardo Feller (CHE)	Audi Sport racing academy (DEU)	Audi R8 LMS	257.75	5	6:54.401
63	Rolf Ineichen (CHE)	GRT Grasser-Racing-Team (AUT)	Lamborghini Huracan GT3	257.75	7	10:03.432
84	Patrick Assenheimer (DEU)	Mercedes-AMG Team HTP Motorsport (DEU)	Mercedes-AMG GT3	257.75	10	15:03.895
6	Christopher Zanella (CHE)	HB Racing WDS Bau (AUT)	Lamborghini Huracan GT3	257.75	24	39:02.990
21	Luca Ludwig (DEU)	Mercedes-AMG Team ZAKSPEED (DEU)	Mercedes-AMG GT3	257.75	34	58:09.213
7	Norbert Siedler (AUT)	HB Racing WDS Bau (AUT)	Lamborghini Huracan GT3	257.14	7	10:05.273
48	Indy Dontje (NLD)	Mercedes-AMG Team HTP Motorsport (DEU)	Mercedes-AMG GT3	257.14	17	26:11.313
77	Renger van der Zande (NLD)	Callaway Competition (DEU)	Corvette C7 GT3	257.14	23	36:55.601
66	Jonathan Judek (DEU)	ADAC NSA / Attempto Racing Team (DEU)	Lamborghini Huracan GT3	256.53	6	8:36.491
20	Nicolai Sylvest (DNK)	Mercedes-AMG Team ZAKSPEED (DEU)	Mercedes-AMG GT3	255.92	21	34:27.288
26	Sebastian Asch (DEU)	BWT Mücke Motorsport (DEU)	Mercedes-AMG GT3	255.31	8	11:36.201
24	Filip Salaquarda (CZE)	BWT Mücke Motorsport (DEU)	Audi R8 LMS	226.89	1	7.204
50	Philip Geipel (DEU)	YACO Racing (DEU)	Audi R8 LMS	226.89	1	7.545



ADAC GT Masters

Pit Stops Race 1

Provisional



Circuit Zandvoort, Length: 4307m

Air temperature: 22.36°C

Track temperature: 28.73°C

Weather condition: Dry

Reg. Nr.: KNAF 0301.17.196

Saturday, July 22, 2017 13:45:00

Nr	Driver in	Day time in	Time in	Driver out	Day time out	Time out	Nett Time
19	Ezequiel Perez Companc	14:10:38.041	22:51.700	Ezequiel Perez Companc	14:11:43.404	23:57.063	1:05.363
26	Sebastian Asch	14:10:42.399	22:56.058	Sebastian Asch	14:11:47.957	24:01.616	1:05.558
6	Florian Spengler	14:10:54.404	23:08.063	Florian Spengler	14:12:01.024	24:14.683	1:06.620
1	Connor De Phillippi	14:10:55.000	23:08.659	Christopher Mies	14:12:01.750	24:15.409	1:06.750
4	Dennis Marschall	14:10:55.585	23:09.244	Dennis Marschall	14:12:03.359	24:17.018	1:07.774
84	Patrick Assenheimer	14:10:57.917	23:11.576	Patrick Assenheimer	14:12:04.407	24:18.066	1:06.490
20	Nikolaj Rogivue	14:11:04.623	23:18.282	Nikolaj Rogivue	14:12:09.478	24:23.137	1:04.855
99	Robert Renauer	14:11:10.457	23:24.116	Sven Müller	14:12:15.503	24:29.162	1:05.046
13	Sven Barth	14:11:11.100	23:24.759	Maximilian Hackländer	14:12:16.471	24:30.130	1:05.371
22	Remo Lips	14:11:16.566	23:30.225	Remo Lips	14:12:25.334	24:38.993	1:08.768
66	Jonathan Judek	14:11:18.677	23:32.336	Jonathan Judek	14:12:30.705	24:44.364	1:12.028
42	Nick Catsburg	14:12:23.966	24:37.625	Philipp Eng	14:13:30.753	25:44.412	1:06.787
7	Norbert Siedler	14:12:35.618	24:49.277	Marco Mapelli	14:13:41.696	25:55.355	1:06.078
8	Ricardo Feller	14:12:49.338	25:02.997	Ricardo Feller	14:13:58.440	26:12.099	1:09.102
18	Adrien de Leener	14:12:56.799	25:10.458	Adrien de Leener	14:14:03.692	26:17.351	1:06.893
21	Luca Stolz	14:13:51.056	26:04.715	Luca Stolz	14:14:55.849	27:09.508	1:04.793
3	Markus Pommer	14:13:52.562	26:06.221	Markus Pommer	14:14:59.076	27:12.735	1:06.514
36	Klaus Bachler	14:14:13.559	26:27.218	Klaus Bachler	14:15:22.669	27:36.328	1:09.110
25	Mike David Ortmann	14:14:28.134	26:41.793	Frank Stippler	14:15:35.099	27:48.758	1:06.965
77	Jules Gounon	14:15:27.522	27:41.181	Jules Gounon	14:16:33.360	28:47.019	1:05.838
48	Indy Dontje	14:15:33.587	27:47.246	Indy Dontje	14:16:39.100	28:52.759	1:05.513
9	Christopher Höher	14:16:00.229	28:13.888	Christopher Höher	14:17:08.659	29:22.318	1:08.430
20	Nicolai Sylvest	14:17:03.571	29:17.230	Nicolai Sylvest	14:17:21.415	29:35.074	17.844
8	Mikaela Ahlin-Kottulinsky	14:17:23.927	29:37.586	Mikaela Ahlin-Kottulinsky	14:17:42.092	29:55.751	18.165
63	Rolf Ineichen	14:17:29.167	29:42.826	Christian Engelhart	14:18:34.482	30:48.141	1:05.315
17	Mathieu Jaminet	14:17:29.634	29:43.293	Michael Ammermüller	14:18:35.708	30:49.367	1:06.074
21	Luca Stolz	14:18:12.026	30:25.685	Luca Stolz	14:18:31.497	30:45.156	19.471
66	Emil Lindholm	14:22:27.983	34:41.642				
7	Marco Mapelli	14:33:12.376	45:26.035				