



ADAC TCR Germany

Result List Qualifying 1 Group B



Provisional

Circuit Zandvoort, Length: 4307m
Air temperature: 26.53°C
Track temperature: 36.43°C
Weather condition: Dry

Reg. Nr.: KNAF 0301.17.196

Saturday, July 22, 2017 11:08:30

started : 20 classified : 18 not classified : 2

Nr.	Drivers	Team	Lap	Best Time	Gap	Diff	Kph	Day Time
Cl.	Car	Competitor						
1	56 J.van Lagen(NLD) Audi RS 3 LMS	Bas Koeten Racing 1(NLD) Bas Koeten Racing BV	6	1:46.664			145.3	11:24:12
2	18 S.van der Linde(ZAF) Audi RS 3 LMS	AC 1927 Mayen e.V. im ADAC AC 1927 Mayen e.V. im ADAC	3	1:46.792	0.128	0.128	145.1	11:23:33
3	14 N.Langeveld(NLD) Audi RS 3 LMS	Racing One Racing One GmbH	7	1:46.800	0.136	0.008	145.1	11:32:31
4	10 A.Buri(FIN) Audi RS 3 LMS	LMS Racing(FIN) LMS Racing	4	1:46.919	0.255	0.119	145.0	11:22:40
5	41 S.Kirsch(DEU) Honda Civic TCR	Honda Team ADAC Sachsen ADAC Sachsen e.V.	6	1:46.967	0.303	0.048	144.9	11:24:25
6	28 P.Eberle(CHE) SEAT Leon TCR	Steibel Motorsport(CZE) Pascal Eberle	8	1:47.056	0.392	0.089	144.8	11:33:47
7	36 D.Calcum(DEU) Opel Astra TCR	Schlaeppli Race-Tec(CHE) Schlaeppli Race-Tec	6	1:47.112	0.448	0.056	144.7	11:24:02
8	19 M.Hofer(AUT) Audi RS 3 LMS	AC 1927 Mayen e.V. im ADAC AC 1927 Mayen e.V. im ADAC	3	1:47.122	0.458	0.010	144.7	11:23:13
9	2 A.Morgan(GBR) SEAT Leon TCR	Wolf-Power Racing 2 Wolf-Power Racing	8	1:47.262	0.598	0.140	144.5	11:34:15
10	94 K.Richard(CHE) Honda Civic TCR	Target Competition UK-SUI(GBR) Target srl.	9	1:47.303	0.639	0.041	144.4	11:34:33
11	78 F.Danz(CHE) SEAT Leon TCR	Schlaeppli Race-Tec(CHE) Schlaeppli Race-Tec	6	1:47.741	1.077	0.438	143.9	11:24:04
12	35 R.Rhyn(CHE) R SEAT Leon TCR	TOPCAR Sport TOPCAR Sport	4	1:47.860	1.196	0.119	143.7	11:24:18
13	12 S.Larsson(SWE) Audi RS 3 LMS	Target Competition SWE POL Target srl.	8	1:48.041	1.377	0.181	143.5	11:32:42
14	54 S.Reicher(AUT) R Audi RS 3 LMS	Certainty Racing Team(NLD) Certainty Racing Team BV	4	1:48.363	1.699	0.322	143.0	11:23:22
15	3 G.Rdest(POL) Audi RS 3 LMS	Target Competition SWE POL Target srl.	6	1:48.645	1.981	0.282	142.7	11:24:17
16	20 N.Kankkunen(FIN) Audi RS 3 LMS	LMS Racing(FIN) LMS Racing	4	1:48.825	2.161	0.180	142.4	11:22:34
17	40 D.Koster(NLD) Audi RS 3 LMS	Certainty Racing Team(NLD) Dillon Koster	8	1:49.417	2.753	0.592	141.7	11:33:59
18	84 M.Sandberg(NLD) Audi RS 3 LMS	Racing One 2 Racing One GmbH	8	1:49.565	2.901	0.148	141.5	11:34:03

Not classified

27	J.Rodrigues(PRT) Honda Civic TCR	Target Competition AUT-POR Target srl.
99	T.Zimmermann(DEU) Audi RS 3 LMS	Target Competition GER Target srl.

Classification limit: 110% Time: 1:57.330

Following race director decision cancellation of the relevant lap time under red for car no. 27, 40, 12, 20, 94

Subject to final scrutineering!

Publication time:	Clerk of the Course: Jeroen Frieman	Timekeeper: Steffen Ruhl
-------------------	-------------------------------------	--------------------------

ver: 1.0

www.adac.de/motorsport

Page 1/ 1 printed: 22.7.2017 11:40

CERTINA

SWISS WATCHES



ADAC TCR Germany

Sector List Qualifying 1 Group B



Provisional

Reg. Nr.: KNAF 0301.17.196

Circuit Zandvoort, Length: 4307m

Air temperature: 26.53°C

Track temperature: 36.43°C

Weather condition: Dry

Saturday, July 22, 2017 11:08:30

Lap	Time	SE1	SP1	SE2	SP2	SE3	SP3	TSP	Lap	Time	SE1	SP1	SE2	SP2	SE3	SP3	TSP
2	Morgan, GBR								theoretical besttime: 1:47.262								
1	2:47.693	1:27.904	146	32.669	159	47.120	46		6	5:28.335	4:20.330	151	32.044	175	35.961	181	
2	4:19.655	2:42.994	127	37.739	102	58.922	30		7	1:52.692	50.872	171	29.239	190	32.581	217	183
3	5:39.779	4:33.242	145	30.673	160	35.864	216		8	1:47.262	47.238	179	28.047	192	31.977	219	230
4	1:47.919	47.548	180	28.364	189	32.007	217	227	9	1:50.594	47.548	180	28.652	161	34.394	217	232
5	2:02.071	47.385	180	28.123	190	46.563	33	229	10	2:03.237	47.588	180	28.472	191	47.177	35	229

3	Rdest, POL								theoretical besttime: 1:48.253								
1	2:23.348	1:15.368	154	32.797	140	35.183	212		7	2:24.557	56.751	142	35.063	108	52.743	40	228
2	1:51.160	49.412	174	28.902	188	32.846	215	218	8	3:58.327	2:52.715	156	30.269	167	35.343	210	
3	2:32.910	1:01.657	112	37.271	128	53.982	35	225	9	1:49.483	48.492	178	28.788	187	32.203	221	220
4	5:22.207	4:18.795	161	30.262	174	33.150	215		10	1:48.909	47.790	181	28.947	187	32.172	219	230
5	1:48.814	48.211	180	28.291	189	32.312	217	224	11	1:49.104	47.847	181	28.660	191	32.597	215	229
6	1:48.645	48.037	181	28.404	189	32.204	219	228	12	1:58.971	54.305	144	31.746	173	32.920	217	203

10	Buri, FIN								theoretical besttime: 1:46.631								
1	3:09.129	1:23.749	151	1:10.986	145	34.394	214		6	6:39.227	5:34.249	150	31.382	184	33.596	215	
2	2:14.650	49.701	179	28.697	190	56.252	40	203	7	1:50.469	49.248	166	29.157	191	32.064	220	212
3	6:59.551	5:45.039	159	32.247	84	42.265	218		8	1:47.563	46.887	181	28.627	188	32.049	221	232
4	1:46.919	47.173	180	28.038	192	31.708	219	229	9	1:47.327	47.223	180	28.398	190	31.706	219	234
5	2:03.699	47.303	180	30.671	158	45.725	59	233	10	2:04.706	47.468	178	30.426	138	46.812	55	232

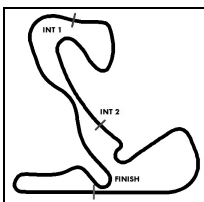
12	Larsson, SWE								theoretical besttime: 1:48.010								
1	2:50.362	1:38.022	145	36.909	108	35.431	215		6	2:20.593	51.350	149	35.461	89	53.782	56	227
2	4:49.052	48.545	175	28.327	490	32.240	205	244	7	3:57.730	2:54.054	143	31.066	182	32.610	218	
2	2:42.178	1:06.186	119	35.558	132	1:00.434	31	168	8	1:48.041	47.652	177	28.361	189	32.028	220	222
3	5:06.676	3:50.077	163	39.808	63	36.791	217		9	1:57.558	54.369	145	31.003	180	32.186	216	226
4	1:48.524	47.844	176	28.330	187	32.350	217	222	10	1:50.041	47.879	178	29.311	185	32.851	217	226
5	1:48.663	47.948	179	28.577	186	32.138	217	229	11	1:52.161	48.341	179	28.577	189	35.243	184	225

14	Langeveld, NLD								theoretical besttime: 1:46.736								
1	2:20.153	1:04.439	159	31.159	178	44.555	52		6	4:11.428	2:58.932	148	29.930	122	42.566	219	
2	9:46.514	8:43.272	159	30.433	170	32.809	220		7	1:46.800	47.102	181	28.094	191	31.604	222	232
3	1:47.216	47.038	182	28.326	191	31.852	218	233	8	1:56.177	47.330	182	34.256	99	34.591	221	235
4	1:49.566	47.112	181	29.687	135	32.767	220	232	9	2:09.968	47.462	148	32.779	146	49.727	39	232
5	2:19.033	51.989	136	33.534	112	53.510	37	232									

18	van der Linde, ZAF								theoretical besttime: 1:46.792								
1	2:49.295	1:31.799	142	34.333	157	43.163	59		5	5:50.791	4:46.788	178	30.995	148	33.008	219	
2	10:26.460	9:18.889	162	32.500	111	35.071	217		6	1:47.056	47.160	180	28.105	190	31.791	217	231
3	1:46.792	47.070	181	27.970	189	31.752	217	228	7	2:05.713	50.354	147	30.662	148	44.697	58	229
4	2:06.285	47.325	180	28.342	161	50.618	55	230									

19	Hofer, AUT								theoretical besttime: 1:47.052								
1	2:57.206	1:42.844	164	31.192	152	43.170	47		6	1:47.355	47.291	178	28.270	191	31.794	221	226
2	9:58.838	8:49.255	174	35.937	112	33.646	220		7	1:51.787	50.751	159	29.076	188	31.960	220	231
3	1:47.122	47.287	180	28.090	191	31.745	220	227	8	1:47.503	47.345	180	28.362	191	31.796	220	229
4	2:06.630	47.217	180	28.339	190	51.074	34	229	9	2:16.174	53.395	135	33.976	142	48.803	43	211
5	5:30.790	4:22.846	169	29.484	135	38.460	220										

20	Kankkunen, FIN								theoretical besttime: 1:48.825								
1	2:34.019	1:27.369	146	31.869	147	34.781	210		3	4:57.576	3:52.016	169	31.529	131	34.031	214	
2	2:04.095	53.374	133	32.080	157	35.644	204	249	4	1:48.825	47.402	178	29.025	189	32.398	215	230
2	2:42.682	1:04.718	125	34.218	124	1:03.746	29	123	5		47.520	176					231



ADAC TCR Germany

Sector List Qualifying 1 Group B



Provisional

Reg. Nr.: KNAF 0301.17.196

Circuit Zandvoort, Length: 4307m

Air temperature: 26.53°C

Track temperature: 36.43°C

Weather condition: Dry

Saturday, July 22, 2017 11:08:30

Lap	Time	SE1	SP1	SE2	SP2	SE3	SP3	TSP	Lap	Time	SE1	SP1	SE2	SP2	SE3	SP3	TSP
27	Rodrigues, PRT								theoretical besttime:								
1	2:28.445	1:13.761	159	36.077	118	38.607	162		2								163
2	2:04.873	57.948	153	31.884	178	35.044	186	164									

28	Eberle, CHE								theoretical besttime: 1:46.977								
1	2:37.944	1:26.902	146	35.476	157	35.566	203		6	5:02.777	3:56.951	162	32.897	128	32.929	215	
2	2:10.834	50.294	146	32.838	145	47.702	42	204	7	1:47.335	47.219	178	28.316	187	31.800	217	227
3	8:00.296	6:34.244	137	41.391	78	44.661	215		8	1:47.056	47.113	180	28.163	188	31.780	217	230
4	1:47.190	47.259	180	28.152	188	31.779	217	227	9	1:48.903	47.404	179	28.613	187	32.886	217	229
5	2:03.492	47.046	180	28.487	186	47.959	34	231	10		47.571	178	28.690	187			228

35	Rhyn, CHE								theoretical besttime: 1:47.860								
1	2:41.465	1:20.119	155	37.924	125	43.422	59		6	3:18.530	2:17.050	171	28.930	187	32.550	216	
2	9:29.691	8:27.019	172	29.324	166	33.348	217		7	1:49.011	47.917	177	28.639	188	32.455	216	226
3	1:48.486	47.810	180	28.520	190	32.156	219	224	8	1:51.307	48.240	176	28.700	189	34.367	174	225
4	1:47.860	47.586	179	28.249	190	32.025	219	228	9	1:59.394	53.583	170	32.306	156	33.505	217	177
5	2:21.295	55.573	139	34.864	108	50.858	42	220	10	1:51.406	47.981	179	29.337	149	34.088	178	225

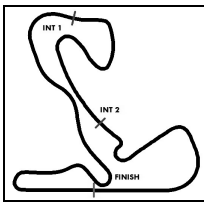
36	Calcum, DEU								theoretical besttime: 1:47.102								
1	2:07.186	1:04.779	152	29.819	190	32.588	218		7	2:22.506	56.372	151	35.202	85	50.932	44	232
2	1:47.999	47.671	180	28.303	194	32.025	219	229	8	4:35.558	3:33.109	170	30.232	191	32.217	221	
3	2:11.794	49.876	119	34.049	151	47.869	49	231	9	1:55.663	47.539	177	32.636	117	35.488	221	229
4	5:50.346	4:49.619	176	28.800	188	31.927	218		10	2:11.986	52.624	128	29.346	188	50.016	56	233
5	1:47.338	47.405	180	28.188	193	31.745	220	231	11								
6	1:47.112	47.211	180	28.146	193	31.755	219	233									

40	Koster, NLD								theoretical besttime: 1:49.154								
1	2:39.878	1:30.895	135	33.758	155	35.225	201		5	2:46.497	1:07.848	114	36.857	99	1:01.792	32	144
2	1:54.712	50.294	170	30.067	157	34.354	188	186	6	2:52.218	1:50.990	175	28.848	190	32.380	217	
2	2:40.012	1:02.620	145	34.255	112	1:03.137	33	134	7	1:50.279	48.525	172	28.943	190	32.811	218	229
3	5:16.942	4:09.708	147	32.473	114	34.761	212		8	1:49.417	48.336	176	28.492	190	32.589	217	229
4	1:50.283	48.489	178	29.149	185	32.645	217	223	9	1:50.063	48.282	178	28.948	190	32.833	217	227
5	1:48.929	47.958	180	28.642	188	32.359	217	228	10	1:51.352	48.431	177	29.628	187	33.293	215	229

41	Kirsch, DEU								theoretical besttime: 1:46.798								
1	2:31.446	1:25.385	141	32.552	152	33.509	215		7	2:27.094	58.955	131	35.722	97	52.417	46	225
2	1:54.749	52.723	156	29.794	188	32.232	217	206	8	3:23.813	2:21.757	162	30.446	182	31.610	218	
3	2:34.170	1:00.214	118	38.989	107	54.967	40	228	9	1:58.638	47.448	176	28.345	190	42.845	54	230
4	5:09.865	4:04.599	157	32.637	157	32.629	219		10	3:18.167	2:17.087	161	29.496	187	31.584	218	
5	1:57.720	47.944	175	36.964	121	32.812	218	222	11	1:47.653	47.283	180	28.659	187	31.711	217	229
6	1:46.967	47.161	176	28.053	191	31.753	217	231									

54	Reicher, AUT								theoretical besttime: 1:47.743								
1	3:29.160	2:17.176	125	35.232	138	36.752	215		6	5:38.865	4:32.196	160	33.914	127	32.755	217	
2	2:11.708	48.923	174	30.177	141	52.608	36	217	7	1:48.632	47.651	177	28.625	187	32.356	217	229
3	7:23.059	6:15.728	159	33.908	122	33.423	216		8	1:48.507	47.769	178	28.426	189	32.312	218	230
4	1:48.363	47.934	178	28.122	190	32.307	217	228	9	1:48.840	47.828	177	28.741	188	32.271	217	230
5	2:10.025	47.350	179	28.747	188	53.928	32	230	10	1:49.283	47.961	176	28.905	188	32.417	217	230

56	van Lagen, NLD								theoretical besttime: 1:46.526								
1	2:18.500	1:08.948	126	36.560	116	32.992	219		7	2:18.130	50.370	131	34.679	105	53.081	38	233
2	1:47.342	47.043	181	28.488	187	31.811	218	232	8	4:50.196	3:49.753	175	28.557	188	31.886	220	
3	2:25.180	51.528	116	36.529	114	57.123	41	232	9	1:47.044	47.099	180	28.032	191	31.913	220	233
4	5:32.457	4:31.835	167	28.464	182	32.158	219		10	1:50.193	47.380	179	29.889	178	32.924	217	232
5	1:51.923	48.902	157	31.024	189	31.997	218	232	11	2:06.465	49.304	159	32.292	147	44.869	44	224
6	1:46.664	47.181	179	27.915	190	31.568	220	231									



ADAC TCR Germany

Sector List Qualifying 1 Group B



Provisional

Reg. Nr.: KNAF 0301.17.196

Saturday, July 22, 2017 11:08:30

Circuit Zandvoort, Length: 4307m

Air temperature: 26.53°C

Track temperature: 36.43°C

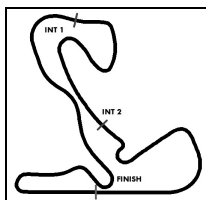
Weather condition: Dry

Lap	Time	SE1	SP1	SE2	SP2	SE3	SP3	TSP	Lap	Time	SE1	SP1	SE2	SP2	SE3	SP3	TSP
78	Danz, CHE								theoretical besttime: 1:47.607								
1	2:11.821	1:05.492	152	30.994	172	35.335	186		7	2:18.112	51.192	143	36.678	97	50.242	48	229
2	1:51.658	50.492	171	28.874	191	32.292	216	201	8	4:12.648	3:06.028	146	32.112	167	34.508	216	
3	2:17.869	52.034	126	34.511	122	51.324	48	224	9	1:49.903	47.974	179	29.407	169	32.522	220	225
4	5:36.847	4:36.096	173	28.605	189	32.146	217		10	1:48.485	47.835	179	28.352	191	32.298	217	228
5	1:48.007	47.832	174	28.299	192	31.876	220	227	11	2:00.377	47.859	181	28.715	171	43.803	57	226
6	1:47.741	47.546	180	28.185	192	32.010	220	229									

84	Sandberg, NLD								theoretical besttime: 1:49.367								
1	2:28.076	1:12.067	128	36.406	111	39.603	148		6	5:07.713	4:02.549	158	31.554	163	33.610	214	
2	2:15.239	58.003	150	30.662	165	46.574	48	152	7	1:50.470	49.206	177	28.836	189	32.428	218	224
3	7:57.521	6:45.833	129	34.111	126	37.577	178		8	1:49.565	48.422	178	28.668	190	32.475	217	226
4	1:58.170	52.988	165	31.487	165	33.695	214	180	9	1:49.684	48.643	179	28.764	189	32.277	217	225
5	2:06.229	49.203	176	29.034	185	47.992	42	223	10	1:50.012	48.647	177	28.750	189	32.615	215	228

94	Richard, CHE								theoretical besttime: 1:47.303								
1	2:20.073	1:09.940	145	37.261	117	32.872	216		6	2:48.519	1:07.273	113	37.784	96	1:03.462	31	159
2	1:47.749	47.348	179	28.393	190	32.008	216	228	7	3:27.010	2:24.922	172	29.345	188	32.743	215	
3	2:28.658	52.275	120	36.272	114	1:00.111	38	228	8	1:47.931	47.437	178	28.540	191	31.954	217	230
4	5:51.807	4:41.367	145	33.990	113	36.450	173		9	1:47.303	47.332	180	28.115	192	31.856	217	229
5	1:56.955	52.457	169	31.561	130	32.937	216	174	10	1:59.780	52.901	157	33.816	146	33.063	216	229
6	1:47.193	47.085	178	28.275	190	31.833	217	228	11	1:48.106	47.426	180	28.534	189	32.146	215	227

99	Zimmermann, DEU								theoretical besttime:								
1	3:26.919	2:15.796	132	35.553	138	35.570	219		2								230



ADAC TCR Germany

Top speed list Qualifying 1 Group B



Provisional

Reg. Nr.: KNAF 0301.17.196

Saturday, July 22, 2017 11:08:30

Circuit Zandvoort, Length: 4307m

Air temperature: 26.53°C

Track temperature: 36.43°C

Weather condition: Dry

#	Name (NAT)	Team	Car name	Speed	Lap	Race time
14	Niels Langeveld (NLD)	Racing One	Audi RS 3 LMS	235.29	8	15:35.076
10	Antti Buri (FIN)	LMS Racing (FIN)	Audi RS 3 LMS	234.78	9	18:05.583
36	Dino Calcum (DEU)	Schlaepfi Race-Tec (CHE)	Opel Astra TCR	233.26	6	8:15.672
56	Jaap van Lagen (NLD)	Bas Koeten Racing 1 (NLD)	Audi RS 3 LMS	233.26	7	10:13.077
2	Alex Morgan (GBR)	Wolf-Power Racing 2	SEAT Leon TCR	232.25	9	17:19.804
20	Niko Kankkunen (FIN)	LMS Racing (FIN)	Audi RS 3 LMS	231.75	5	8:35.224
19	Max Hofer (AUT)	AC 1927 Mayen e.V. im ADAC	Audi RS 3 LMS	231.75	7	15:42.326
41	Steve Kirsch (DEU)	Honda Team ADAC Sachsen	Honda Civic TCR	231.26	6	8:38.982
28	Pascal Eberle (CHE)	Steibel Motorsport (CZE)	SEAT Leon TCR	231.26	5	9:07.303
18	Sheldon van der Linde (ZAF)	AC 1927 Mayen e.V. im ADAC	Audi RS 3 LMS	231.26	6	14:34.027
99	Tim Zimmermann (DEU)	Target Competition GER	Audi RS 3 LMS	230.76	2	3:29.845
54	Simon Reicher (AUT)	Certainty Racing Team (NLD)	Audi RS 3 LMS	230.76	5	9:23.333
94	Kris Richard (CHE)	Target Competition UK-SUI (GBR)	Honda Civic TCR	230.76	8	14:02.406
3	Gosia Rdest (POL)	Target Competition SWE POL	Audi RS 3 LMS	230.27	10	15:33.851
78	Fabian Danz (CHE)	Schlaepfi Race-Tec (CHE)	SEAT Leon TCR	229.78	6	8:17.230
12	Simon Larsson (SWE)	Target Competition SWE POL	Audi RS 3 LMS	229.29	5	8:47.838
40	Dillon Koster (NLD)	Certainty Racing Team (NLD)	Audi RS 3 LMS	229.29	7	13:23.895
35	Rudolf Rhyn (CHE)	TOPCAR Sport	SEAT Leon TCR	228.32	4	8:30.680
84	Maurits Sandberg (NLD)	Racing One 2	Audi RS 3 LMS	228.32	10	18:57.092
27	Jose Rodrigues (PRT)	Target Competition AUT-POR	Honda Civic TCR	163.88	2	4:28.151