



ADAC TCR Germany

Result List Qualifying 1 Group A



Provisional

Reg. Nr.: KNAF 0301.17.196

Saturday, July 22, 2017 10:35:00

Circuit Zandvoort, Length: 4307m

Air temperature: 26.02°C

Track temperature: 25.86°C

Weather condition: Dry

started : 20 classified : 20 not classified : 0

Nr.	Drivers	Team	Lap	Best Time	Gap	Diff	Kph	Day Time
Cl.	Car	Competitor						
1	7 M.Halder(DEU) SEAT Leon TCR	Wolf-Power Racing 2 Wolf-Power Racing	3	1:46.142			146.0	10:42:05
2	8 L.Engstler(DEU) R VW Golf GTI TCR	JUNIOR TEAM ENGSTLER(DEU) LIQUI MOLY Team Engstler	3	1:46.385	0.243	0.243	145.7	10:42:33
3	44 S.Kaibach(DEU) Audi RS 3 LMS	Aust Motorsport(DEU) Aust Motorsport	3	1:46.397	0.255	0.012	145.7	10:41:08
4	22 H.Proczyk(AUT) SEAT Leon TCR	HP Racing HP Racing	4	1:46.759	0.617	0.362	145.2	10:44:40
5	38 J.Wolfe(USA) VW Golf GTI TCR	TEAM ENGSTLER USA LIQUI MOLY Team Engstler	7	1:46.846	0.704	0.087	145.1	10:54:30
6	1 J.Files(GBR) Honda Civic TCR	Target Competition UK-SUI(GBR) Target srl.	2	1:46.924	0.782	0.078	145.0	10:39:27
7	13 K.Jordan(DEU) VW Golf GTI TCR	Racing One Racing One GmbH	2	1:47.241	1.099	0.317	144.5	10:38:52
8	42 L.Niedertscheider(AUT) SEAT Leon TCR	Niedertscheider Motorsport(AUT) Niedertscheider Motorsport	5	1:47.258	1.116	0.017	144.5	10:45:01
9	58 R.Breukers(NLD) SEAT Leon TCR	Bas Koeten Racing 2(NLD) Bas Koeten Racing BV	4	1:47.533	1.391	0.275	144.1	10:42:40
10	98 T.Lautenschlager(DEU) Audi RS 3 LMS	Target Competition GER Target srl.	2	1:47.672	1.530	0.139	144.0	10:39:45
11	39 F.Thoma(CHE) VW Golf GTI TCR	JUNIOR TEAM ENGSTLER(DEU) LIQUI MOLY Team Engstler	5	1:47.729	1.587	0.057	143.9	10:54:18
12	82 T.Kramwinkel(DEU) Audi RS 3 LMS	GermanFLAVOURS Racing GermanFLAVOURS Racing	3	1:47.790	1.648	0.061	143.8	10:41:38
13	17 J.Preisig(CHE) Opel Astra TCR	Lubner Motorsport(DEU) Lubner Motorsport	5	1:47.810	1.668	0.020	143.8	10:44:46
14	25 L.Hezemans(NLD) Audi RS 3 LMS	Aust Motorsport(DEU) Aust Motorsport	4	1:47.850	1.708	0.040	143.7	10:42:45
15	88 M.Oestreich(DEU) Honda Civic TCR	Honda Team ADAC Sachsen ADAC Sachsen e.V.	4	1:48.066	1.924	0.216	143.4	10:45:08
16	57 M.Verhagen(NLD) Audi RS 3 LMS	Bas Koeten Racing 1(NLD) Bas Koeten Racing BV	8	1:48.403	2.261	0.337	143.0	10:56:24
17	9 S.Goede(DEU) VW Golf GTI TCR	TEAM ENGSTLER USA LIQUI MOLY Team Engstler	7	1:48.511	2.369	0.108	142.8	10:54:22
18	66 R.Jost(CHE) SEAT Leon TCR	TOPCAR Sport TOPCAR Sport	4	1:48.602	2.460	0.091	142.7	10:43:18
19	11 J.Schmarl(AUT) Honda Civic TCR	Target Competition AUT-POR Target srl.	3	1:48.755	2.613	0.153	142.5	10:41:19
20	64 S.Markert(DEU) Audi RS 3 LMS	GermanFLAVOURS Racing ADAC Berlin-Brandenburg e.V.	9	1:50.740	4.598	1.985	140.0	10:58:44

Classification limit: 110% Time: 1:56.756

Subject to final scrutineering!

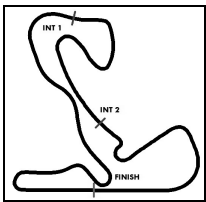
Publication time:	Clerk of the Course: Jeroen Frieman	Timekeeper: Steffen Ruhl
-------------------	-------------------------------------	--------------------------

ver: 1.0

www.adac.de/motorsport

Page 1/ 1 printed: 22.7.2017 11:03

CERTINA
S W I S S W A T C H E S



ADAC TCR Germany

Sector List Qualifying 1 Group A



Provisional

Reg. Nr.: KNAF 0301.17.196

Saturday, July 22, 2017 10:35:00

Circuit Zandvoort, Length: 4307m

Air temperature: 26.02°C

Track temperature: 25.86°C

Weather condition: Dry

Lap	Time	SE1	SP1	SE2	SP2	SE3	SP3	TSP	Lap	Time	SE1	SP1	SE2	SP2	SE3	SP3	TSP
1 Files, GBR									theoretical besttime: 1:46.924								
1	2:38.631	1:23.346	171	36.703	100	38.582	219		6	4:59.885	3:42.776	136	37.193	79	39.916	217	
2	1:46.924	46.958	178	28.140	191	31.826	215	227	7	1:52.722	47.486	151	32.405	161	32.831	218	225
3	1:47.431	47.219	177	28.159	193	32.053	215	227	8	2:01.340	52.766	151	34.252	127	34.322	217	228
4	2:10.968	52.851	142	30.972	151	47.145	45	216	9	1:58.339	49.570	155	33.077	137	35.692	221	228
5	4:39.503	3:10.068	126	34.802	118	54.633	47		10	2:02.511	47.544	176	28.803	188	46.164	37	232

7 Halder, DEU									theoretical besttime: 1:46.074								
1	3:31.870	2:25.623	134	32.304	150	33.943	217		3	1:46.142	47.009	181	27.763	194	31.370	219	232
2	1:46.485	47.340	182	27.843	194	31.302	219	227	4	2:03.758	47.026	181	28.659	148	48.073	41	230

8 Engstler, DEU									theoretical besttime: 1:46.385								
1	2:20.352	1:06.460	131	31.589	161	42.303	59		3	1:46.385	46.959	181	27.773	191	31.653	215	227
2	3:25.427	2:24.163	162	29.278	174	31.986	215		4	1:59.384	47.002	180	29.799	153	42.583	38	226

9 Goede, DEU									theoretical besttime: 1:48.429								
1	2:17.338	1:08.283	146	32.699	143	36.356	205		6	5:33.678	4:32.448	169	29.159	189	32.071	216	
2	2:07.916	53.319	166	30.304	147	44.293	59	208	7	1:48.511	47.888	179	28.674	189	31.949	217	226
3	3:29.110	2:27.900	156	29.332	187	31.878	215		8	1:51.548	50.252	175	29.154	187	32.142	215	228
4	1:48.767	48.018	178	28.882	184	31.867	215	226	9	1:59.435	50.092	138	35.322	95	34.021	216	220
5	2:15.467	48.328	178	32.224	110	54.915	43	225	10	1:49.592	48.515	177	28.832	187	32.245	215	227

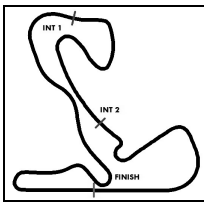
11 Schmarl, AUT									theoretical besttime: 1:48.365								
1	2:40.451	1:25.724	163	36.447	104	38.280	215		6	8:05.186	6:48.391	134	39.054	138	37.741	215	
2	1:48.952	48.236	172	28.437	193	32.279	216	222	7	1:57.067	48.050	169	32.551	92	36.466	218	223
3	1:48.755	48.380	178	28.364	192	32.011	218	213	8	1:53.077	49.624	172	29.846	169	33.607	216	224
4	1:48.877	48.227	174	28.530	192	32.120	215	227	9	1:49.881	48.177	176	28.942	189	32.762	217	229
5	1:57.979	48.077	175	28.304	192	41.598	61	228	10	1:49.119	48.387	177	28.675	190	32.057	221	229

13 Jordan, DEU									theoretical besttime: 1:46.952								
1	2:03.834	57.884	150	33.144	147	32.806	215		7	1:48.133	48.121	176	28.307	189	31.705	216	217
2	1:47.241	47.653	179	27.844	189	31.744	215	224	8	1:47.730	47.468	180	28.266	189	31.996	216	228
3	1:47.519	47.456	180	27.925	188	32.138	214	225	9	1:49.938	48.987	178	28.892	186	32.059	217	228
4	1:47.366	47.403	179	28.131	188	31.832	215	225	10	1:50.158	48.771	169	29.043	185	32.344	214	227
5	2:04.172	47.760	177	28.342	190	48.070	33	226	11	2:16.348	50.291	141	33.619	139	52.438	34	226
6	8:00.715	6:58.270	157	29.951	177	32.494	213										

17 Preisig, CHE									theoretical besttime: 1:47.649								
1	2:21.393	1:05.416	125	35.439	119	40.538	164		7	5:29.925	4:28.264	170	29.046	179	32.615	220	
2	1:55.860	53.178	153	29.404	178	33.278	217	162	8	1:48.764	48.059	175	28.865	188	31.840	221	218
3	1:49.312	48.173	168	29.021	188	32.118	221	216	9	1:48.223	47.703	175	28.601	193	31.919	221	230
4	1:50.890	47.373	169	30.640	123	32.877	221	227	10	1:49.400	48.416	175	28.895	186	32.089	221	227
5	1:47.810	47.451	179	28.436	192	31.923	221	231	11	1:50.301	48.489	169	29.250	182	32.562	220	217
6	2:16.206	47.647	177	31.850	110	56.709	40	227	12	2:17.922	53.268	153	31.628	138	53.026	31	213

22 Proczyk, AUT									theoretical besttime: 1:46.403								
1	2:21.637	1:15.018	164	31.922	168	34.697	191		6	6:34.689	5:26.446	171	28.908	187	39.335	215	
2	2:00.778	49.993	172	29.026	184	41.759	49	204	7	1:58.906	57.386	169	29.344	191	32.176	217	228
3	3:29.408	2:27.493	169	29.653	187	32.262	217		8	1:55.410	52.636	165	29.442	190	33.332	216	229
4	1:46.759	47.279	178	27.889	190	31.591	215	227	9	2:06.184	47.673	177	28.492	174	50.019	37	228
5	2:08.634	46.923	181	29.594	139	52.117	41	228									

25 Hezemans, NLD									theoretical besttime: 1:47.704								
1	2:14.834	1:08.526	150	31.296	139	35.012	219		6	8:10.877	6:57.328	143	34.480	119	39.069	217	
2	1:53.483	48.916	170	28.537	180	36.030	218	226	7	1:52.642	49.131		31.102	175	32.409	217	227
3	1:47.877	47.645	176	28.030	191	32.202	219	231	8	1:48.250	47.720	175	28.294	191	32.236	217	228
4	1:47.850	47.472	180	28.123	192	32.255	217	227	9	1:54.949	51.618	155	30.427	173	32.904	216	228
5	1:58.822	47.653	176	28.892	186	42.277	46	230	10	2:03.517	49.049	163	29.379	185	45.089	42	226



ADAC TCR Germany

Sector List Qualifying 1 Group A



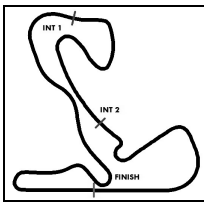
Provisional

Circuit Zandvoort, Length: 4307m
Air temperature: 26.02°C
Track temperature: 25.86°C
Weather condition: Dry

Reg. Nr.: KNAF 0301.17.196

Saturday, July 22, 2017 10:35:00

Lap	Time	SE1	SP1	SE2	SP2	SE3	SP3	TSP	Lap	Time	SE1	SP1	SE2	SP2	SE3	SP3	TSP
38	Wolfe, USA								theoretical besttime: 1:46.483								
1	2:26.531	1:08.794	141	31.286	140	46.451	43		6	5:52.813	4:45.937	136	32.455	186	34.421	217	
2	3:39.371	2:38.303	161	29.189	188	31.879	213		7	1:46.846	47.247	177	28.051	191	31.548	216	228
3	1:46.945	47.281	176	28.165	193	31.499	215	227	8	1:51.821	51.052	166	28.976	189	31.793	215	233
4	1:46.870	46.933	179	28.269	190	31.668	215	229	9	1:49.525	48.198	178	28.666	187	32.661	216	230
5	2:09.635	47.763	177	28.876	151	52.996	35	229	10	2:00.631	47.668	174	28.779	182	44.184	39	231
39	Thoma, CHE								theoretical besttime: 1:47.729								
1	2:16.274	1:02.064	128	32.178	132	42.032	58		6	1:48.452	47.409	179	28.852	187	32.191	214	225
2	3:58.282	2:48.278	162	36.836	116	33.168	214		7	1:53.191	48.791	158	31.698	131	32.702	215	225
3	2:20.824	52.790	114	38.301	107	49.733	59	225	8	1:52.203	48.293	177	29.008	189	34.902	217	227
4	8:54.086	7:53.258	169	28.899	187	31.929	215		9	1:57.959	47.542	180	29.129	177	41.288	59	229
5	1:47.729	47.218	181	28.625	187	31.886	214	225									
42	Niedertscheider, AUT								theoretical besttime: 1:47.258								
1	2:28.490	1:17.387	145	35.877	152	35.226	210		4	1:51.356	48.329	177	30.273	191	32.754	217	228
2	1:52.907	48.269	180	28.301	192	36.337	215	222	5	1:47.258	47.030	180	28.204	192	32.024	216	229
3	2:00.262	58.805	174	28.904	190	32.553	217	228	6								229
44	Kaibach, DEU								theoretical besttime: 1:46.397								
1	2:24.243	1:13.176	149	35.318	114	35.749	214		6	4:43.897	3:32.287	143	33.574	110	38.036	217	
2	1:56.557	49.595	152	28.719	182	38.243	213	225	7	1:49.407	47.110	181	29.935	166	32.362	217	228
3	1:46.397	46.930	182	27.842	193	31.625	217	226	8	1:47.846	46.975	181	28.054	191	32.817	218	231
4	2:06.624	51.302	145	30.073	172	45.249	50	230	9	2:10.877	55.734	125	38.168	128	36.975	219	231
5	4:53.187	3:23.332	115	35.083	139	54.772	42		10	2:16.176	47.597	179	33.280	107	55.299	42	231
57	Verhagen, NLD								theoretical besttime: 1:47.286								
1	2:14.065	1:06.189	134	33.028	141	34.848	217		6	6:09.370	4:57.070	165	35.063	151	37.237	221	
2	1:51.684	50.105	177	28.559	187	33.020	217	219	7	1:49.500	47.418	178	30.087	187	31.995	218	232
3	1:48.685	48.352	178	28.129	192	32.204	218	226	8	1:48.403	48.352	174	28.312	193	31.739	221	232
4	1:57.550	47.918	179	28.859	189	40.773	55	232	9	2:10.880	1:10.150	175	28.536	188	32.194	219	234
5	3:43.415	2:21.660	167	29.672	161	52.083	41		10	1:50.513	48.130	173	29.648	187	32.735	219	230
58	Breukers, NLD								theoretical besttime: 1:47.483								
1	2:10.816	1:05.072	155	32.772	152	32.972	216		6	8:02.275	6:54.204	159	34.233	119	33.838	215	
2	1:52.492	50.669	161	29.437	185	32.386	215	200	7	1:49.673	48.132	135	29.452	185	32.089	215	228
3	1:47.791	47.615	175	28.283	187	31.893	215	227	8	1:47.905	47.639	175	28.594	188	31.672	216	228
4	1:47.533	47.615	176	28.196	189	31.722	216	228	9	1:52.242	49.906	156	29.903	181	32.433	217	230
5	1:57.968	49.272	177	28.848	180	39.848	59	207	10	1:50.290	47.807	174	28.707	187	33.776	195	231
64	Markert, DEU								theoretical besttime: 1:50.605								
1	2:47.196	1:30.430	136	35.889	134	40.877	193		6	4:57.159	3:51.740	152	32.450	151	32.969	215	
2	1:58.205	52.844	166	30.364	178	34.997	214	194	7	2:04.364	58.857	118	32.579	163	32.928	217	228
3	2:03.279	49.472	170	29.829	145	43.978	57	223	8	1:52.499	49.937	175	29.812	185	32.750	215	229
4	3:39.003	2:34.000	168	30.650	180	34.353	210		9	1:50.740	48.862	178	28.993	184	32.885	214	228
5	2:30.851	1:00.851	119	36.186	126	53.814	47	172	10	1:52.520	49.610	174	29.832	178	33.078	208	227
66	Jost, CHE								theoretical besttime: 1:48.461								
1	2:43.857	1:28.055	166	36.809	117	38.993	215		6	7:43.865	6:26.969	140	36.659	116	40.237	216	
2	1:50.739	49.094	176	28.884	189	32.761	192	216	7	1:50.853	48.363	164	29.956	179	32.534	216	227
3	1:53.627	51.257	176	29.367	177	33.003	215	181	8	1:48.996	47.854	179	28.920	189	32.222	218	228
4	1:48.602	47.995	179	28.470	191	32.137	217	226	9	1:57.604	50.345	151	30.583	151	36.676	219	224
5	1:57.574	47.964	180	28.594	190	41.016	59	229	10	1:51.141	48.402	176	29.251	191	33.488	215	231



ADAC TCR Germany

Sector List Qualifying 1 Group A



Provisional

Reg. Nr.: KNAF 0301.17.196

Circuit Zandvoort, Length: 4307m

Air temperature: 26.02°C

Track temperature: 25.86°C

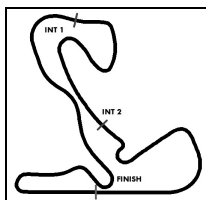
Weather condition: Dry

Saturday, July 22, 2017 10:35:00

Lap	Time	SE1	SP1	SE2	SP2	SE3	SP3	TSP	Lap	Time	SE1	SP1	SE2	SP2	SE3	SP3	TSP
82 Kramwinkel, DEU									theoretical besttime: 1:47.744								
1	2:48.964	1:32.774	143	35.303	131	40.887	175		6	2:13.819	54.446	149	30.188	164	49.185	41	166
2	1:59.854	52.172	166	33.582	104	34.100	217	176	7	6:05.881	5:04.462	178	28.901	188	32.518	206	
3	1:47.790	47.560	178	28.232	190	31.998	217	229	8	1:52.474	49.579	176	30.268	168	32.627	218	192
4	1:50.587	47.514	178	28.582	191	34.491	218	229	9	2:08.790	52.278	141	30.852	159	45.660	59	230
5	1:49.062	47.581	179	28.880	188	32.601	216	231									

88 Oestreich, DEU									theoretical besttime: 1:47.872								
1	2:30.335	1:19.019	159	35.332	128	35.984	204		6	5:50.408	4:32.413	123	39.803	115	38.192	215	
2	2:04.138	50.168	157	30.523	183	43.447	54	202	7	2:00.074	48.439	172	30.205	150	41.430	57	225
3	3:44.894	2:36.887	162	34.444	141	33.563	212		8	3:11.027	2:08.385	165	30.259	187	32.383	215	
4	1:48.066	47.636	175	28.516	189	31.914	214	224	9	1:48.557	47.624	176	28.334	187	32.599	215	226
5	2:14.820	50.426	126	33.752	123	50.642	48	226									

98 Lautenschlager, DEU									theoretical besttime: 1:47.056								
1	2:56.337	1:48.771	149	31.363	135	36.203	217		6	5:37.138	4:20.796	163	36.439	101	39.903	221	
2	1:47.672	47.351	181	28.099	192	32.222	217	230	7	1:47.895	47.842	171	28.247	192	31.806	220	232
3	1:48.534	48.566	180	27.899	193	32.069	217	231	8	2:14.150	1:13.358	177	28.529	190	32.263	219	231
4	1:57.952	47.452	182	28.380	190	42.120	59	230	9	1:48.932	48.198	181	28.495	190	32.239	220	231
5	3:58.037	2:32.158	122	34.256	128	51.623	43		10	2:05.732	48.356	180	28.638	190	48.738	27	233



ADAC TCR Germany

Top speed list Qualifying 1 Group A



Provisional

Reg. Nr.: KNAF 0301.17.196

Saturday, July 22, 2017 10:35:00

Circuit Zandvoort, Length: 4307m

Air temperature: 26.02°C

Track temperature: 25.86°C

Weather condition: Dry

#	Name (NAT)	Team	Car name	Speed	Lap	Race time
57	Michael Verhagen (NLD)	Bas Koeten Racing 1 (NLD)	Audi RS 3 LMS	234.27	9	16:31.512
98	Tom Lautenschlager (DEU)	Target Competition GER	Audi RS 3 LMS	233.76	10	19:05.490
38	Jason Wolfe (USA)	TEAM ENGSTLER USA	VW Golf GTI TCR	233.26	8	14:37.864
7	Mike Halder (DEU)	Wolf-Power Racing 2	SEAT Leon TCR	232.75	3	5:21.258
1	Josh Files (GBR)	Target Competition UK-SUI (GBR)	Honda Civic TCR	232.25	10	19:04.635
66	Ronny Jost (CHE)	TOPCAR Sport	SEAT Leon TCR	231.75	10	18:44.578
44	Sandro Kaibach (DEU)	Aust Motorsport (DEU)	Audi RS 3 LMS	231.75	10	18:47.910
25	Loris Hezemans (NLD)	Aust Motorsport (DEU)	Audi RS 3 LMS	231.26	3	4:11.236
17	Jasmin Preisig (CHE)	Lubner Motorsport (DEU)	Opel Astra TCR	231.26	5	8:00.355
82	Thomas Kramwinkel (DEU)	GermanFLAVOURS Racing	Audi RS 3 LMS	231.26	5	8:30.119
58	Rik Breukers (NLD)	Bas Koeten Racing 2 (NLD)	SEAT Leon TCR	231.26	10	18:17.573
42	Lukas Niedertscheider (AUT)	Niedertscheider Motorsport (AUT)	SEAT Leon TCR	229.78	5	8:15.957
64	Sven Markert (DEU)	GermanFLAVOURS Racing	Audi RS 3 LMS	229.78	8	15:08.951
11	Jürgen Schmarl (AUT)	Target Competition AUT-POR	Honda Civic TCR	229.78	9	17:09.245
22	Harald Proczyk (AUT)	HP Racing	SEAT Leon TCR	229.29	8	15:29.699
39	Florian Thoma (CHE)	JUNIOR TEAM ENGSTLER (DEU)	VW Golf GTI TCR	229.29	9	19:59.937
13	Kai Jordan (DEU)	Racing One	VW Golf GTI TCR	228.81	9	16:15.613
9	Stefan Goede (DEU)	TEAM ENGSTLER USA	VW Golf GTI TCR	228.32	8	14:29.676
8	Luca Engstler (DEU)	JUNIOR TEAM ENGSTLER (DEU)	VW Golf GTI TCR	227.84	3	5:48.744
88	Moritz Oestreich (DEU)	Honda Team ADAC Sachsen	Honda Civic TCR	226.41	5	10:10.408