

ADAC GT Masters

Result List Qualifying 1



Provisional

Circuit Zandvoort, Length: 4307m

Air temperature: 25.25°C

Track temperature: 27.13°C

Weather condition: Dry

Reg. Nr.: KNAF 0301.17.196

Saturday, July 22, 2017 9:15:00

started : 27 classified : 27 not classified : 0

	Drivers	Team	Car	Lap	Best Time	Gap	Diff	Kph	Day Time
1	77 J.Gounon(FRA)(J)/R.van der Zande(NLD)	Callaway Competition(DEU)	Corvette C7 GT3	3	1:35.704			162.0	9:25:14
2	3 M.Pommer(DEU)/K.van der Linde(ZAF)	Aust Motorsport(DEU)	Audi R8 LMS	5	1:35.747	0.043	0.043	161.9	9:25:29
3	21 L.Stolz(DEU)(J)/L.Ludwig(DEU)	Mercedes-AMG Team ZAKSPEED(DE)	Mercedes-AMG GT3	9	1:35.768	0.064	0.021	161.9	9:40:14
4	42 N.Catsburg(NLD)/P.Eng(AUT)	BMW Team Schnitzer(DEU)	BMW M6 GT3	3	1:35.872	0.168	0.104	161.7	9:21:41
5	19 E.Perez Companc(ARG)(J)/M.Bortolotti(ITA)	GRT Grasser-Racing-Team(AUT)	Lamborghini Huracan GT3	7	1:35.890	0.186	0.018	161.6	9:40:44
6	26 S.Asch(DEU)/S.Mücke(DEU)	BWT Mücke Motorsport(DEU)	Mercedes-AMG GT3	3	1:35.908	0.204	0.018	161.6	9:24:34
7	4 D.Marschall(DEU)(J)/P.Niederhauser(CHE)	Aust Motorsport(DEU)	Audi R8 LMS	5	1:36.084	0.380	0.176	161.3	9:26:23
8	48 I.Dontje(NLD)(J)/M.Kirchhöfer(DEU)	Mercedes-AMG Team HTP Motorsport	Mercedes-AMG GT3	4	1:36.099	0.395	0.015	161.3	9:26:21
9	6 F.Spengler(DEU)/C.Zanella(CHE)	HB Racing WDS Bau(AUT)	Lamborghini Huracan GT3	8	1:36.197	0.493	0.098	161.1	9:40:09
10	1 C.De Phillippi(USA)/C.Mies(DEU)	MontaplastbyLand-Motorsport(DEU)	Audi R8 LMS	8	1:36.206	0.502	0.009	161.1	9:39:35
11	24 F.Salaquarda(CZE)/M.Winkelhock(DEU)	BWT Mücke Motorsport(DEU)	Audi R8 LMS	4	1:36.252	0.548	0.046	161.0	9:24:59
12	2 J.Schmidt(CHE)(J)/C.Haase(DEU)	MontaplastbyLand-Motorsport(DEU)	Audi R8 LMS	3	1:36.253	0.549	0.001	161.0	9:26:02
13	50 P.Geipel(DEU)/R.Frey(CHE)	YACO Racing(DEU)	Audi R8 LMS	5	1:36.349	0.645	0.096	160.9	9:24:38
14	25 M.Ortmann(DEU)(J)/F.Stippler(DEU)	BWT Mücke Motorsport(DEU)	Audi R8 LMS	4	1:36.354	0.650	0.005	160.9	9:23:28
15	63 R.Ineichen(CHE)(T)/C.Engelhart(DEU)	GRT Grasser-Racing-Team(AUT)	Lamborghini Huracan GT3	8	1:36.514	0.810	0.160	160.6	9:40:52
16	17 M.Jaminet(FRA)/M.Ammermüller(DEU)	KÜS TEAM75 Bernhard(DEU)	Porsche 911 GT3 R	7	1:36.608	0.904	0.094	160.4	9:39:41
17	84 P.Assenheimer(DEU)(J)/M.Götz(DEU)	Mercedes-AMG Team HTP Motorsport	Mercedes-AMG GT3	6	1:36.651	0.947	0.043	160.4	9:39:32
18	7 N.Siedler(AUT)/M.Mapelli(ITA)	HB Racing WDS Bau(AUT)	Lamborghini Huracan GT3	6	1:36.656	0.952	0.005	160.4	9:39:27
19	36 K.Bachler(AUT)/A.Macdonald(GBR)	Schütz Motorsport(DEU)	Porsche 911 GT3 R	6	1:36.782	1.078	0.126	160.2	9:39:41
20	20 N.Rogivue(CHE)(J)/N.Sylvest(DNK)(J)	Mercedes-AMG Team ZAKSPEED(DE)	Mercedes-AMG GT3	3	1:36.839	1.135	0.057	160.1	9:20:39
21	9 C.Höher(AUT)(J)/E.Erhart(DEU)	Audi Sport racing academy(DEU)	Audi R8 LMS	5	1:36.854	1.150	0.015	160.0	9:25:44
22	66 J.Judek(DEU)(J)/E.Lindholm(FIN)(J)	ADAC NSA/Attempto Racing Team(C)	Lamborghini Huracan GT3	6	1:36.885	1.181	0.031	160.0	9:25:54
23	8 R.Feller(CHE)(J)/M.Ahlin-Kottulinsky(SWE)(J)	Audi Sport racing academy(DEU)	Audi R8 LMS	4	1:37.211	1.507	0.326	159.5	9:22:42
24	18 A.de Leener(BEL)/C.Friedrich(DEU)(J)	KÜS TEAM75 Bernhard(DEU)	Porsche 911 GT3 R	10	1:37.855	2.151	0.644	158.4	9:39:43
25	13 S.Barth(DEU)(T)/M.Hackländer(DEU)	RWT Racing(AUT)	Corvette C7 GT3	3	1:38.397	2.693	0.542	157.5	9:25:34
26	22 R.Lips(CHE)(T)/M.Gassner(DEU)	MRS GT-Racing(DEU)	Nissan GT-R NISMO GT3	9	1:39.022	3.318	0.625	156.5	9:41:18
27	99 R.Renauer(DEU)/S.Müller(DEU)	Precote Herberth Motorsport(DEU)	Porsche 911 GT3 R	2	1:53.585	17.881	14.563	136.5	9:26:08

Following race director decision cancellation of the relevant lap time under red for car no. 17, 24

Subject to final scrutineering!

Publication time:	Clerk of the Course: Jeroen Frieman	Timekeeper: Steffen Ruhl
-------------------	-------------------------------------	--------------------------

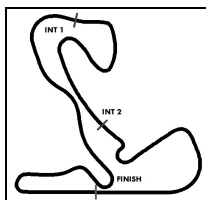
ver: 1.0

www.adac.de/motorsport

Page 1/ 1 printed: 22.7.2017 9:45

CERTINA

SWISS WATCHES



ADAC GT Masters

Sector List Qualifying 1



Provisional

Circuit Zandvoort, Length: 4307m

Air temperature: 25.25°C

Track temperature: 27.13°C

Weather condition: Dry

Reg. Nr.: KNAF 0301.17.196

Saturday, July 22, 2017 9:15:00

Lap	Time	SE1	SP1	SE2	SP2	SE3	SP3	TSP	Lap	Time	SE1	SP1	SE2	SP2	SE3	SP3	TSP
13 Barth, DEU / Hackländer, DEU									theoretical besttime: 1:37.303								
1	2:47.671	1:30.546	132	33.608	153	43.517	58		6	1:54.532	42.478	202	27.594	154	44.460	58	254
2	6:08.103	5:05.393	162	28.450	189	34.260	239		7	4:10.306	2:53.035	170	33.952	110	43.319	238	
3	1:38.397	43.167	200	25.271	217	29.959	241	250	8	1:40.349	42.587	201	25.444	218	32.318	242	253
4	1:54.052	42.643	203	25.737	215	45.672	33	254	9	1:38.453	43.405	197	25.494	219	29.554	244	249
5	4:51.702	3:47.130	160	28.837	203	35.735	238										

17 Jaminet, FRA / Ammermüller, DEU									theoretical besttime: 1:36.608								
1	8:12.978	7:03.700	147	34.301	146	34.977	235		5	1:55.470	42.439	204	26.502	144	46.529	57	258
2	1:50.367	50.444	163	28.725	194	31.198	246	182	6	3:55.207	2:48.184	191	27.429	167	39.594	242	
3	4:36.374	42:284	206	25:127	248	28:966	246	259	7	1:36.608	42.384	205	25.170	220	29.054	237	257
3	2:41.777	58.355	113	42.478	101	1:00.944	57	221	8	1:42.060	42.556	204	25.471	208	34.033	245	253
4	2:51.801	1:52.502	133	27.009	215	32.290	245		9	1:45.860	42.409	203	25.320	219	38.131	44	260

18 de Leener, BEL / Friedrich, DEU									theoretical besttime: 1:37.488								
1	3:04.173	1:57.004	163	31.963	174	35.206	193		7	5:16.828	4:12.496	156	30.012	192	34.320	242	
2	1:54.732	51.868	173	28.774	179	34.090	241	209	8	1:56.681	43.250	199	26.022	210	47.409	57	259
3	1:38.433	43.838	197	25.524	217	29.071	242	254	9	4:06.918	2:59.462	185	27.608	148	39.848	242	
4	1:38.350	43.705	192	25.453	217	29.192	245	255	10	1:37.855	42.968	201	25.449	219	29.438	242	257
5	1:37.879	43.038	198	25.608	215	29.233	240	258	11	1:41.395	43.795	194	26.191	217	31.409	244	257
6	1:51.028	44.887	168	28.682	217	37.459	56	255	12	1:50.470	43.533	193	26.447	216	40.490	36	258

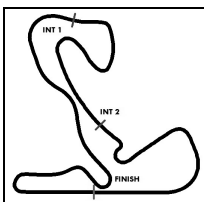
19 Perez Companc, ARG / Bortolotti, ITA									theoretical besttime: 1:35.869								
1	2:45.315	1:25.844	133	32.583	165	46.888	50		5	5:52.419	4:45.497	190	27.423	201	39.499	59	
2	6:11.466	5:07.346	130	29.677	197	34.443	230		6	5:43.702	4:48.817	195	25.715	215	29.170	243	
3	1:42.313	45.775	192	26.489	210	30.049	241	239	7	1:35.890	42.166	203	25.040	215	28.684	243	256
4	1:52.848	42.297	203	27.877	159	42.674	56	254	8	1:36.151	42.145	203	25.116	216	28.890	245	256

20 Rogivue, CHE / Sylvest, DNK									theoretical besttime: 1:36.378								
1	2:16.364	1:08.770	99	33.025	180	34.569	226		4	1:44.052	42.427	202	25.299	216	36.326	59	254
2	1:45.677	47.434	142	28.211	211	30.032	238	233	5	3:05.144	2:11.075	203	25.273	215	28.796	240	
3	1:36.839	42.634	203	25.299	215	28.906	241	251	6		42.309	203					254

21 Stolz, DEU / Ludwig, DEU									theoretical besttime: 1:35.768								
1	5:19.633	4:17.465	175	27.865	182	34.303	236		6	5:56.734	4:58.863	202	25.097	215	32.774	243	
2	1:41.861	42.707	200	25.379	215	33.775	242	250	7	2:08.558	50.558	140	32.168	144	45.832	59	222
3	1:39.567	42.822	200	25.276	216	31.469	243	253	8	3:25.442	2:05.894	197	33.862	92	45.686	242	
4	1:36.323	42.373	202	25.140	216	28.810	241	255	9	1:35.768	42.061	204	25.062	217	28.645	243	255
5	1:50.136	42.474	202	25.352	215	42.310	53	255	10	2:30.399	42.853	197	37.886	70	1:09.660	35	256

22 Lips, CHE / Gassner, DEU									theoretical besttime: 1:38.720								
1	7:21.745	6:17.383	158	30.621	207	33.741	194		6	1:59.724	44.259	201	27.644	182	47.821	57	255
2	1:46.947	47.475	193	26.820	217	32.652	240	224	7	3:55.536	2:53.923	174	29.173	169	32.440	244	
3	1:39.420	43.898	201	25.815	219	29.707	242	255	8	1:39.288	43.570	203	25.595	219	30.123	243	257
4	1:59.803	43.717	190	31.207	183	44.879	57	255	9	1:39.022	43.448	202	25.897	218	29.677	245	256
5	4:16.514	3:14.931	182	29.050	122	32.533	240		10	1:39.130	43.468	201	25.875	219	29.787	242	255

24 Salaquarda, CZE / Winkelhock, DEU									theoretical besttime: 1:36.252								
1	4:53.721	3:48.343	120	31.778	125	33.600	190		6	3:26.093	2:00.577	160	40.312	95	45.204	241	
2	1:46.444	46.375	196	28.676	107	31.393	242	185	7	2:14.491	46.730	176	36.990	110	50.771	59	254
3	1:42.436	42.798	199	26.988	145	32.650	244	255	8	3:21.830	2:06.536	162	33.520	106	41.774	243	
4	1:36.252	42.472	202	25.196	214	28.584	243	256	9	1:37.749	42.644	203	25.203	215	29.902	241	256
5	1:36.054	42:230	203	25:086	215	28:738	240	257	10	1:36.844	42.761	203	25.286	215	28.797	244	255
5	2:43.859	1:01.560	106	42.417	107	59.882	59	238	11	1:54.984	42.609	203	25.353	215	47.022	13	257



ADAC GT Masters

Sector List Qualifying 1

Provisional



Circuit Zandvoort, Length: 4307m

Air temperature: 25.25°C

Track temperature: 27.13°C

Weather condition: Dry

Reg. Nr.: KNAF 0301.17.196

Saturday, July 22, 2017 9:15:00

Lap	Time	SE1	SP1	SE2	SP2	SE3	SP3	TSP	Lap	Time	SE1	SP1	SE2	SP2	SE3	SP3	TSP
25	Ortmann, DEU / Stippler, DEU								theoretical besttime: 1:36.307								
1	3:30.381	2:20.375	149	32.286	152	37.720	202		7	5:57.379	4:36.222	193	35.930	102	45.227	241	
2	1:43.915	47.567	187	26.645	213	29.703	241	211	8	2:13.943	49.473	140	33.375	128	51.095	59	254
3	1:37.080	43.090	201	25.076	215	28.914	243	254	9	3:38.721	2:16.413	193	36.364	89	45.944	241	
4	1:36.354	42.542	203	24.878	214	28.934	244	255	10	1:37.289	42.897	201	25.377	215	29.015	243	254
5	1:36.474	42.515	203	24.943	215	29.016	243	257	11	1:47.691	42.566	203	27.480	207	37.645	59	257
6	1:46.131	42.615	202	25.130	215	38.386	59	257									

26	Asch, DEU / Mücke, DEU								theoretical besttime: 1:35.763								
1	6:20.461	5:24.155	180	26.735	212	29.571	237		6	2:06.762	47.632	143	33.512	132	45.618	57	252
2	1:37.776	43.537	181	25.714	214	28.525	240	250	7	3:31.046	2:16.339	171	33.338	110	41.369	241	
3	1:35.908	42.211	204	25.109	215	28.588	240	253	8	1:35.976	42.412	203	25.042	214	28.522	242	252
4	1:46.795	42.421	205	25.299	215	39.075	57	254	9	1:36.812	42.929	204	25.268	215	28.615	242	255
5	6:21.099	4:57.900	118	39.139	105	44.060	240		10	1:48.216	42.566	204	25.030	215	40.620	21	255

36	Bachler, AUT / Macdowall, GBR								theoretical besttime: 1:36.352								
1	10:15.376	9:15.722	172	28.231	208	31.423	242		5	4:02.831	2:58.853	151	29.679	165	34.299	244	
2	1:59.580	45.930	199	25.804	218	47.846	57	244	6	1:36.782	42.658	202	25.290	219	28.834	248	258
3	4:52.430	3:46.696	198	27.797	164	37.937	248		7	1:39.309	42.951	200	25.561	217	30.797	247	262
4	1:54.049	42.341	201	25.862	190	45.846	55	260	8	1:38.367	42.339	200	25.179	220	30.849	248	260

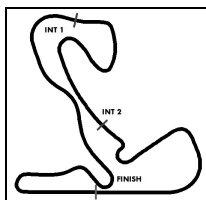
42	Catsburg, NLD / Eng, AUT								theoretical besttime: 1:35.872								
1	3:20.465	2:19.112	167	28.664	177	32.689	232		4	1:47.396	42.189	205	29.194	142	36.013	245	258
2	1:45.109	45.983	186	26.643	213	32.483	243	210	5	1:36.236	42.154	203	25.175	217	28.907	244	258
3	1:35.872	42.113	204	25.081	217	28.678	246	256	6	1:54.478	45.087	167	27.511	207	41.880	58	257

48	Dontje, NLD / Kirchhöfer, DEU								theoretical besttime: 1:35.998								
1	6:14.154	5:09.661	153	31.322	150	33.171	212		6	3:52.858	2:50.512	160	26.811	199	35.535	241	
2	1:54.225	49.162	175	31.472	163	33.591	240	212	7	1:54.773	42.126	202	28.478	142	44.169	59	255
3	1:36.741	42.688	200	25.131	215	28.922	240	252	8	6:38.163	5:42.390	198	26.649	202	29.124	243	
4	1:36.099	42.223	201	25.135	217	28.741	244	255	9	1:36.486	42.309	194	25.313	215	28.864	242	255
5	2:03.203	48.711	139	31.591	139	42.901	59	256									

50	Geipel, DEU / Frey, CHE								theoretical besttime: 1:36.308								
1	2:51.277	1:45.135	142	30.181	122	35.961	177		7	2:06.008	48.538	179	28.521	181	48.949	48	255
2	1:52.463	51.618	164	29.612	152	31.233	243	163	8	4:30.624	3:09.167	184	36.737	107	44.720	243	
3	1:37.664	42.683	204	26.046	216	28.935	245	255	9	2:12.214	47.764	154	33.309	114	51.141	59	254
4	1:39.881	44.297	146	26.753	214	28.831	243	256	10	3:19.593	2:17.704	187	28.413	199	33.476	245	
5	1:36.349	42.334	204	25.376	216	28.639	245	258	11	1:39.492	43.381	202	25.681	215	30.430	245	258
6	1:36.630	42.431	202	25.335	217	28.864	243	257	12	1:40.447	44.634	196	25.694	215	30.119	246	221

63	Ineichen, CHE / Engelhart, DEU								theoretical besttime: 1:36.398								
1	2:43.320	1:18.604	138	32.903	173	51.813	48		6	2:09.205	53.176	154	30.630	179	45.399	59	162
2	6:04.348	5:06.304	189	28.043	213	30.001	240		7	3:54.584	2:59.422	197	26.100	214	29.062	241	
3	1:36.705	42.592	202	25.159	215	28.954	243	253	8	1:36.514	42.361	203	25.275	216	28.878	241	254
4	2:00.123	42.377	201	25.213	215	52.533	36	255	9	1:54.293	43.111	201	25.470	215	45.712	34	256
5	5:47.462	4:50.265	192	26.339	214	30.858	190										

66	Judek, DEU / Lindholm, FIN								theoretical besttime: 1:36.885								
1	2:36.955	1:27.985	145	32.344	142	36.626	203		7	1:57.856	43.472	164	28.444	166	45.940	49	256
2	1:44.000	47.241	194	26.607	215	30.152	240	209	8	4:08.577	3:08.532	199	26.209	205	33.836	236	
3	1:40.897	45.503	198	25.880	216	29.514	242	252	9	1:56.196	43.376	205	25.750	215	47.070	47	248
4	1:37.411	42.734	205	25.424	216	29.253	244	255	10	4:28.904	3:24.496	187	28.559	181	35.849	238	
5	1:37.713	42.922	205	25.530	216	29.261	241	257	11	1:39.179	42.966	204	25.507	217	30.706	238	253
6	1:36.885	42.600	204	25.324	216	28.961	243	255	12	1:38.753	43.326	203	25.672	216	29.755	244	242



ADAC GT Masters

Sector List Qualifying 1

Provisional



Circuit Zandvoort, Length: 4307m

Air temperature: 25.25°C

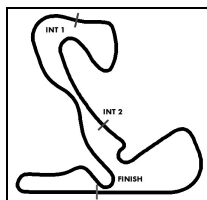
Track temperature: 27.13°C

Weather condition: Dry

Reg. Nr.: KNAF 0301.17.196

Saturday, July 22, 2017 9:15:00

Lap	Time	SE1	SP1	SE2	SP2	SE3	SP3	TSP	Lap	Time	SE1	SP1	SE2	SP2	SE3	SP3	TSP
77 Gounon, FRA / van der Zande, NLD									theoretical besttime: 1:35.356								
1	3:36.873	2:16.513	123	34.455	152	45.905	59		5	12:19.742	11:19.676	202	25.846	217	34.220	245	
2	5:01.220	3:45.526	159	37.026	116	38.668	250		6	1:36.303	41.822	205	25.278	218	29.203	245	256
3	1:35.704	42.170	206	24.927	220	28.607	245	250	7	1:59.893	43.582	184	29.386	178	46.925	44	259
4	1:52.076	42.134	202	25.094	219	44.848	57	257									
84 Assenheimer, DEU / Götz, DEU									theoretical besttime: 1:36.443								
1	11:32.291	10:33.270	180	28.024	207	30.997	237		5	3:28.371	2:29.065	194	27.729	153	31.577	244	
2	2:40.434	1:03.269	110	41.665	105	55.500	60	231	6	1:36.651	42.407	201	25.357	216	28.887	245	257
3	3:10.139	2:02.355	132	31.078	150	36.706	241		7	1:36.767	42.558	201	25.298	216	28.911	246	257
4	2:04.152	42.532	205	31.276	121	50.344	59	254	8	1:36.737	42.512	201	25.149	217	29.076	240	257
99 Renauer, DEU / Müller, DEU									theoretical besttime: 1:40.950								
1	9:14.751	8:16.137	191	27.774	215	30.840	236		4	3:40.895	2:36.930	160	29.699	172	34.266	244	
2	1:53.585	47.445	186	33.398	195	32.742	247	255	5		42.336	205					258
3	2:11.000	52.037	135	29.842	190	49.121	43	257									



ADAC GT Masters

Top speed list Qualifying 1

Provisional



Circuit Zandvoort, Length: 4307m

Air temperature: 25.25°C

Track temperature: 27.13°C

Weather condition: Dry

Reg. Nr.: KNAF 0301.17.196

Saturday, July 22, 2017 9:15:00

#	Name (NAT)	Team	Car name	Speed	Lap	Race time
36	Alex Macdowall (GBR)	Schütz Motorsport (DEU)	Porsche 911 GT3 R	262.13	7	18:06.357
3	Markus Pommer (DEU)	Aust Motorsport (DEU)	Audi R8 LMS	260.24	6	10:31.842
17	Mathieu Jaminet (FRA)	KÜS TEAM75 Bernhard (DEU)	Porsche 911 GT3 R	260.24	9	19:47.961
9	Christopher Höher (AUT)	Audi Sport racing academy (DEU)	Audi R8 LMS	259.61	5	9:09.712
18	Adrien de Leener (BEL)	KÜS TEAM75 Bernhard (DEU)	Porsche 911 GT3 R	259.61	8	13:28.569
4	Dennis Marschall (DEU)	Aust Motorsport (DEU)	Audi R8 LMS	259.61	11	17:55.182
77	Jules Gounon (FRA)	Callaway Competition (DEU)	Corvette C7 GT3	259.61	7	19:27.258
42	Nick Catsburg (NLD)	BMW Team Schnitzer (DEU)	BMW M6 GT3	258.99	4	6:44.051
2	Jeffrey Schmidt (CHE)	Montaplast by Land-Motorsport (DEU)	Audi R8 LMS	258.99	4	11:04.821
99	Robert Renauer (DEU)	Precote Herberth Motorsport (DEU)	Porsche 911 GT3 R	258.99	5	13:27.394
1	Connor De Phillippi (USA)	Montaplast by Land-Motorsport (DEU)	Audi R8 LMS	258.99	9	18:00.189
6	Florian Spengler (DEU)	HB Racing WDS Bau (AUT)	Lamborghini Huracan GT3	258.99	9	18:34.195
50	Philip Geipel (DEU)	YACO Racing (DEU)	Audi R8 LMS	258.37	5	8:03.897
22	Remo Lips (CHE)	MRS GT-Racing (DEU)	Nissan GT-R NISMO GT3	257.75	8	16:25.039
7	Norbert Siedler (AUT)	HB Racing WDS Bau (AUT)	Lamborghini Huracan GT3	257.75	7	17:52.220
84	Patrick Assenheimer (DEU)	Mercedes-AMG Team HTP Motorsport (DEU)	Mercedes-AMG GT3	257.75	7	17:57.376
24	Filip Salaquarda (CZE)	BWT Mücke Motorsport (DEU)	Audi R8 LMS	257.75	11	20:01.119
66	Jonathan Judek (DEU)	ADAC NSA / Attempto Racing Team (DEU)	Lamborghini Huracan GT3	257.14	5	7:41.894
25	Mike David Ortmann (DEU)	BWT Mücke Motorsport (DEU)	Audi R8 LMS	257.14	5	8:30.355
8	Ricardo Feller (CHE)	Audi Sport racing academy (DEU)	Audi R8 LMS	256.53	5	7:44.825
48	Indy Dontje (NLD)	Mercedes-AMG Team HTP Motorsport (DEU)	Mercedes-AMG GT3	256.53	5	11:23.851
19	Ezequiel Perez Companc (ARG)	GRT Grasser-Racing-Team (AUT)	Lamborghini Huracan GT3	256.53	7	17:33.429
21	Luca Stolz (DEU)	Mercedes-AMG Team ZAKSPEED (DEU)	Mercedes-AMG GT3	256.53	10	18:39.377
63	Rolf Ineichen (CHE)	GRT Grasser-Racing-Team (AUT)	Lamborghini Huracan GT3	256.53	9	19:17.615
26	Sebastian Asch (DEU)	BWT Mücke Motorsport (DEU)	Mercedes-AMG GT3	255.31	9	18:21.188
20	Nikolaj Rogivue (CHE)	Mercedes-AMG Team ZAKSPEED (DEU)	Mercedes-AMG GT3	254.71	6	10:30.726
13	Sven Barth (DEU)	RWT Racing (AUT)	Corvette C7 GT3	254.71	6	13:47.118