



ADAC GT Masters

Result List Free Practice 2



Provisional

Circuit Zandvoort, Length: 4307m

Air temperature: 25.46°C

Track temperature: 25.73°C

Weather condition: Dry

Reg. Nr.: KNAF 0301.17.196

Friday, July 21, 2017 17:10:00

started : 26 classified : 26 not classified : 0

	Drivers	Team	Car	Lap	Best Time	Gap	Diff	Kph	Day Time
1	17 M.Jaminet(FRA) /M.Ammermüller(DEU)	KÜS TEAM75 Bernhard(DEU)	Porsche 911 GT3 R	13	1:36.321			160.9	17:44:56
2	7 N.Siedler(AUT)/ M.Mapelli(ITA)	HB Racing WDS Bau(AUT)	Lamborghini Huracan GT3	21	1:36.383	0.062	0.062	160.8	17:56:55
3	3 M.Pommer(DEU)/ K.van der Linde(ZAF)	Aust Motorsport(DEU)	Audi R8 LMS	7	1:36.525	0.204	0.142	160.6	17:21:59
4	4 D.Marschall(DEU)(J)/ P.Niederhauser(CHE)	Aust Motorsport(DEU)	Audi R8 LMS	7	1:36.533	0.212	0.008	160.6	17:21:53
5	63 R.Ineichen(CHE)(T)/ C.Engelhart(DEU)	GRT Grasser-Racing-Team(AUT)	Lamborghini Huracan GT3	9	1:36.657	0.336	0.124	160.4	17:31:01
6	48 I.Dontje(NLD)(J) /M.Kirchhöfer(DEU)	Mercedes-AMG Team HTP Motorspor	Mercedes-AMG GT3	19	1:36.689	0.368	0.032	160.3	17:51:43
7	19 E.Perez Compagnon(ARG)(J)/ M.Bortolotti(ITA)	GRT Grasser-Racing-Team(AUT)	Lamborghini Huracan GT3	8	1:36.709	0.388	0.020	160.3	17:30:21
8	21 L.Stolz(DEU)(J) /L.Ludwig(DEU)	Mercedes-AMG Team ZAKSPEED(DE)	Mercedes-AMG GT3	23	1:36.717	0.396	0.008	160.3	17:55:30
9	24 F.Salaquarda(CZE) /M.Winkelhock(DEU)	BWT Mücke Motorsport(DEU)	Audi R8 LMS	21	1:36.833	0.512	0.116	160.1	17:52:39
10	25 M.Ortmann(DEU)(J)/ F.Stippler(DEU)	BWT Mücke Motorsport(DEU)	Audi R8 LMS	18	1:36.837	0.516	0.004	160.1	17:42:21
11	2 J.Schmidt(CHE)(J) /C.Haase(DEU)	MontaplastbyLand-Motorsport(DEU)	Audi R8 LMS	10	1:36.838	0.517	0.001	160.1	17:31:53
12	26 S.Asch(DEU) /S.Mücke(DEU)	BWT Mücke Motorsport(DEU)	Mercedes-AMG GT3	19	1:36.854	0.533	0.016	160.0	17:54:23
13	1 C.De Phillippi(USA)/ C.Mies(DEU)	MontaplastbyLand-Motorsport(DEU)	Audi R8 LMS	13	1:36.896	0.575	0.042	160.0	17:45:24
14	42 N.Catsburg(NLD)/ P.Eng(AUT)	BMW Team Schnitzer(DEU)	BMW M6 GT3	3	1:37.089	0.768	0.193	159.7	17:15:20
15	20 N.Rogivue(CHE)(J)/ N.Sylvest(DNK)(J)	Mercedes-AMG Team ZAKSPEED(DE)	Mercedes-AMG GT3	13	1:37.303	0.982	0.214	159.3	17:42:10
16	6 F.Spengler(DEU) /C.Zanella(CHE)	HB Racing WDS Bau(AUT)	Lamborghini Huracan GT3	14	1:37.331	1.010	0.028	159.3	17:36:52
17	77 J.Gounon(FRA)(J)/ R.van der Zande(NLD)	Callaway Competition(DEU)	Corvette C7 GT3	25	1:37.354	1.033	0.023	159.2	18:04:16
18	99 R.Renauer(DEU) /S.Müller(DEU)	Precote Herberth Motorsport(DEU)	Porsche 911 GT3 R	18	1:37.379	1.058	0.025	159.2	17:48:39
19	13 S.Barth(DEU)(T)/ M.Hackländer(DEU)	RWT Racing(AUT)	Corvette C7 GT3	23	1:37.705	1.384	0.326	158.6	17:57:31
20	84 P.Assenheimer(DEU)(J) /M.Götz(DEU)	Mercedes-AMG Team HTP Motorspor	Mercedes-AMG GT3	6	1:37.706	1.385	0.001	158.6	18:00:39
21	50 P.Geipel(DEU)/ R.Frey(CHE)	YACO Racing(DEU)	Audi R8 LMS	18	1:37.756	1.435	0.050	158.6	17:54:42
22	36 K.Bachler(AUT) /A.Macdonald(GBR)	Schütz Motorsport(DEU)	Porsche 911 GT3 R	12	1:37.934	1.613	0.178	158.3	17:32:26
23	18 A.de Leener(BEL) /C.Friedrich(DEU)(J)	KÜS TEAM75 Bernhard(DEU)	Porsche 911 GT3 R	22	1:38.254	1.933	0.320	157.8	17:58:13
24	66 J.Judek(DEU)(J)/ E.Lindholm(FIN)(J)	ADAC NSA/Attempto Racing Team(L)	Lamborghini Huracan GT3	4	1:38.388	2.067	0.134	157.5	17:18:09
25	22 R.Lips(CHE)(T)/ M.Gassner(DEU)	MRS GT-Racing(DEU)	Nissan GT-R NISMO GT3	21	1:38.487	2.166	0.099	157.4	17:55:21
26	9 C.Höher(AUT)(J) /E.Erhart(DEU)	Audi Sport racing academy(DEU)	Audi R8 LMS	14	1:38.785	2.464	0.298	156.9	17:38:19

Did not start

8 R.Feller(CHE)(J)/M.Ahlin-Kottulinsky(SWE)(J) Audi Sport racing academy(DEU) Audi R8 LMS

Subject to final scrutineering!

Publication time:

Clerk of the Course: Jeroen Frieman

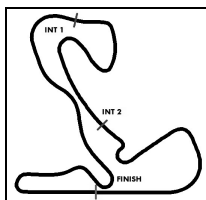
Timekeeper: Steffen Ruhl

ver: 1.0

www.adac.de/motorsport

Page 1/ 1 printed: 21.7.2017 18:08

CERTINA
S W I S S W A T C H E S



ADAC GT Masters

Sector List Free Practice 2



Provisional

Circuit Zandvoort, Length: 4307m

Air temperature: 25.46°C

Track temperature: 25.73°C

Weather condition: Dry

Reg. Nr.: KNAF 0301.17.196

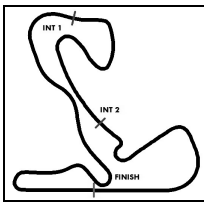
Friday, July 21, 2017 17:10:00

Lap	Time	SE1	SP1	SE2	SP2	SE3	SP3	TSP	Lap	Time	SE1	SP1	SE2	SP2	SE3	SP3	TSP
1 De Phillippi, USA / Mies, DEU									theoretical besttime: 1:36.751								
1	7:25.573	6:23.235	150	29.801	169	32.537	211		13	1:36.896	42.531	202	25.307	216	29.058	242	255
2	1:47.707	47.702	179	27.228	169	32.777	239	205	14	1:46.735	44.069	183	26.267	215	36.399	58	253
3	1:38.897	43.850	195	25.777	212	29.270	239	252	15	2:52.105	1:56.089	167	26.792	214	29.224	241	
4	1:37.554	43.008	201	25.611	215	28.935	239	253	16	1:37.740	42.804	201	25.686	215	29.250	241	255
5	1:45.098	42.749	201	25.285	215	37.064	58	254	17	1:37.401	42.577	202	25.597	216	29.227	239	254
6	5:44.339	4:46.529	200	25.366	215	32.444	239		18	1:37.262	42.620	201	25.447	217	29.195	238	255
7	1:37.490	42.723	201	25.430	215	29.337	238	253	19	1:45.547	43.046	199	25.715	216	36.786	58	254
8	1:42.793	45.826	173	27.079	208	29.888	238	252	20	2:38.585	1:42.853	199	26.322	216	29.410	239	
9	1:37.420	42.888	202	25.482	214	29.050	241	252	21	1:37.241	42.634	203	25.567	216	29.040	242	254
10	1:37.403	42.883	201	25.472	216	29.048	242	254	22	1:45.157	42.731	201	25.773	216	36.653	58	254
11	1:44.362	42.867	202	25.470	215	36.025	58	253	23	2:32.575	1:25.495	203	25.489	216	41.591	44	
12	5:28.579	4:32.982	202	25.326	215	30.271	242										

Lap	Time	SE1	SP1	SE2	SP2	SE3	SP3	TSP	Lap	Time	SE1	SP1	SE2	SP2	SE3	SP3	TSP
2 Schmidt, CHE / Haase, DEU									theoretical besttime: 1:36.575								
1	4:17.437	3:18.114	164	27.899	183	31.424	225		13	4:49.153	3:52.298	182	27.079	213	29.776	238	
2	1:42.212	45.735	191	26.314	212	30.163	235	225	14	1:37.540	42.806	201	25.531	215	29.203	240	251
3	1:40.952	44.475	193	26.813	211	29.664	239	245	15	1:36.938	42.640	203	25.440	214	28.858	243	254
4	1:38.784	43.001	200	25.768	211	30.015	240	252	16	1:45.669	42.993	200	25.502	215	37.174	58	255
5	1:45.866	42.965	203	25.446	216	37.455	58	252	17	4:34.462	3:39.691	201	25.718	213	29.053	242	
6	4:10.895	3:11.003	156	28.640	185	31.252	235		18	1:37.385	42.779	201	25.399	215	29.207	242	255
7	1:43.024	45.644	195	25.771	213	31.609	235	234	19	1:37.360	42.728	203	25.722	215	28.910	243	253
8	1:39.136	43.952	198	25.739	211	29.445	238	246	20	1:37.003	42.698	202	25.253	215	29.052	241	255
9	1:37.129	42.720	201	25.597	215	28.812	242	251	21	1:36.897	42.584	203	25.498	213	28.815	243	255
10	1:36.838	42.510	203	25.377	214	28.951	242	254	22	1:36.977	42.599	202	25.371	216	29.007	242	255
11	1:40.094	42.625	204	25.417	214	32.052	234	254	23	1:46.951	42.984	201	26.409	214	37.558	58	255
12	1:46.143	43.762	199	25.787	214	36.594	58	249	24	6:07.697	4:56.661	199	29.269	126	41.767	58	

Lap	Time	SE1	SP1	SE2	SP2	SE3	SP3	TSP	Lap	Time	SE1	SP1	SE2	SP2	SE3	SP3	TSP
3 Pommer, DEU / van der Linde, ZAF									theoretical besttime: 1:36.353								
1	2:15.181	1:16.235	192	26.838	213	32.108	241		16	1:38.320	43.315	197	25.660	216	29.345	242	254
2	1:38.460	43.696	193	25.677	215	29.087	244	252	17	1:37.431	42.760	201	25.508	215	29.163	241	255
3	1:38.198	42.745	203	25.976	214	29.477	242	255	18	1:42.377	44.349	200	27.145	164	30.883	243	256
4	1:37.300	43.104	203	25.435	216	28.761	245	254	19	1:37.071	42.750	201	25.390	216	28.931	243	257
5	1:36.647	42.435	203	25.374	215	28.838	244	255	20	1:41.463	42.670	199	28.500	215	30.293	243	257
6	1:36.788	42.585	204	25.395	215	28.808	244	255	21	1:36.928	42.634	200	25.298	216	28.996	243	255
7	1:36.525	42.410	204	25.319	215	28.796	244	256	22	1:45.951	49.355	180	26.815	209	29.781	239	257
8	1:37.455	42.333	204	25.389	216	29.733	244	257	23	1:37.164	42.830	202	25.413	215	28.921	244	255
9	1:36.769	42.514	204	25.390	217	28.865	245	255	24	1:36.883	42.527	202	25.259	216	29.097	241	257
10	1:36.940	42.542	203	25.517	215	28.881	244	256	25	1:36.649	42.567	201	25.304	216	28.778	243	256
11	1:36.854	42.512	204	25.355	216	28.987	244	255	26	1:39.638	44.924	199	25.575	215	29.139	243	257
12	1:37.056	42.632	192	25.429	216	28.995	244	256	27	2:00.272	42.572	203	34.128	78	43.572	57	256
13	1:37.323	42.534	203	25.827	215	28.962	245	257	28	3:58.402	2:55.627	199	25.692	215	37.083	58	
14	1:48.749	45.471	201	25.554	216	37.724	58	257	29	2:09.484	1:06.268	202	25.371	218	37.845	57	
15	5:13.409	4:17.748	194	25.879	214	29.782	240										

Lap	Time	SE1	SP1	SE2	SP2	SE3	SP3	TSP	Lap	Time	SE1	SP1	SE2	SP2	SE3	SP3	TSP
4 Marschall, DEU / Niederhauser, CHE									theoretical besttime: 1:36.184								
1	2:06.865	1:07.175	175	28.245	185	31.445	235		12	1:41.337	42.504	202	25.678	216	33.155	240	257
2	1:38.316	43.755	198	25.640	216	28.921	242	249	13	1:36.986	42.530	203	25.400	216	29.056	245	253
3	1:37.706	42.733	200	25.256	216	29.717	240	254	14	1:47.583	43.479	198	25.592	217	38.512	49	258
4	1:37.335	42.766	202	25.507	216	29.062	245	254	15	5:13.444	4:17.923	196	26.000	213	29.521	240	
5	1:39.372	42.477	202	25.605	201	31.290	243	257	16	1:37.732	42.956	202	25.611	215	29.165	242	253
6	1:36.848	42.637	203	25.261	216	28.950	242	255	17	1:37.357	42.861	201	25.522	215	28.974	243	255
7	1:36.533	42.439	202	25.414	216	28.680	243	255	18	1:44.676	42.668	202	25.476	215	36.532	57	257
8	1:48.355	43.735	197	26.070	215	38.550	57	257	19	12:04.462	11:06.134	166	27.596	182	30.732	235	
9	4:20.509	3:20.845	193	27.333	214	32.331	239		20	1:39.107	43.488	196	26.428	211	29.191	242	250
10	1:37.137	42.517	202	25.684	216	28.936	242	252	21	1:36.647	42.699	203	25.301	216	28.647	244	255
11	1:36.771	42.483	203	25.510	216	28.778	244	254	22		42.281	204					257



ADAC GT Masters

Sector List Free Practice 2



Provisional

Reg. Nr.: KNAF 0301.17.196

Circuit Zandvoort, Length: 4307m

Air temperature: 25.46°C

Track temperature: 25.73°C

Weather condition: Dry

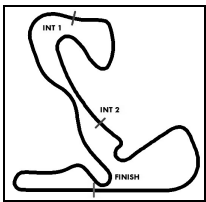
Friday, July 21, 2017 17:10:00

Lap	Time	SE1	SP1	SE2	SP2	SE3	SP3	TSP	Lap	Time	SE1	SP1	SE2	SP2	SE3	SP3	TSP
6 Spengler, DEU / Zanella, CHE									theoretical besttime: 1:37.200								
1	1:57.956	59.025	165	27.972	206	30.959	234		16	1:45.843	43.039	201	30.191	145	32.613	241	254
2	1:40.878	44.390	195	26.195	213	30.293	239	245	17	1:37.847	42.810	201	25.648	216	29.389	242	254
3	1:42.827	43.699	198	25.879	215	33.249	238	251	18	1:37.632	42.977	200	25.463	217	29.192	244	255
4	1:40.564	43.494	199	25.699	215	31.371	241	251	19	1:49.148	45.595	147	26.686	216	36.867	58	255
5	1:38.202	43.259	200	25.647	215	29.296	240	254	20	4:49.256	3:47.308	171	29.345	210	32.603	225	
6	1:45.961	47.360	189	28.776	202	29.825	239	254	21	1:40.289	45.028	193	25.886	213	29.375	240	237
7	1:40.189	44.156	193	26.350	214	29.683	240	252	22	1:38.060	43.300	198	25.485	214	29.275	240	253
8	1:38.565	43.442	199	25.543	215	29.580	241	252	23	1:37.716	43.178	199	25.436	216	29.102	241	254
9	1:38.426	43.257	199	25.670	215	29.499	238	253	24	1:37.634	42.932	199	25.412	216	29.290	242	255
10	1:52.253	46.048	194	27.662	213	38.543	59	252	25	1:37.425	42.891	200	25.460	215	29.074	237	255
11	4:23.598	3:19.950	180	28.897	207	34.751	204		26	1:40.255	43.150	198	25.761	193	31.344	239	254
12	1:53.895	49.824	194	28.848	157	35.523	235	213	27	1:37.808	43.100	201	25.601	216	29.107	242	254
13	1:40.651	44.778	198	26.495	213	29.378	242	174	28	1:38.902	43.727	194	26.122	215	29.053	243	256
14	1:37.331	42.785	201	25.524	216	29.022	242	254	29	1:52.455	43.246	200	25.715	216	43.494	58	255
15	1:37.597	42.766	200	25.628	216	29.203	241	255									

7 Siedler, AUT / Mapelli, ITA									theoretical besttime: 1:36.383								
1	1:56.924	58.328	163	27.822	205	30.774	234		14	4:30.608	3:35.803	200	25.534	215	29.271	242	
2	1:41.148	43.835	198	26.563	202	30.750	235	246	15	1:37.453	42.848	201	25.468	215	29.137	241	254
3	1:39.243	43.653	199	26.162	214	29.428	239	247	16	1:37.458	42.809	201	25.518	214	29.131	244	254
4	1:37.674	43.018	200	25.572	213	29.084	239	251	17	1:37.596	42.817	199	25.482	215	29.297	239	255
5	1:48.433	44.078	195	26.815	213	37.540	58	252	18	1:46.624	43.659	196	26.064	214	36.901	58	254
6	5:27.564	4:32.541	197	25.762	213	29.261	241		19	3:35.426	2:32.620	198	26.589	159	36.217	236	
7	1:37.848	43.036	198	25.546	215	29.266	238	252	20	1:38.677	42.893	201	26.423	210	29.361	236	252
8	1:37.553	42.900	200	25.511	215	29.142	241	252	21	1:36.383	42.458	203	25.307	215	28.618	244	255
9	1:45.183	42.926	199	25.846	212	36.411	58	253	22	1:47.352	43.473	191	26.775	184	37.104	58	256
10	4:39.351	3:42.967	198	26.779	210	29.605	239		23	3:08.242	2:12.713	187	26.065	214	29.464	239	
11	1:38.125	42.840	199	25.769	215	29.516	241	252	24	1:37.316	42.813	200	25.543	215	28.960	241	252
12	1:37.790	42.850	201	25.578	216	29.362	241	252	25	1:49.407	43.525	201	26.220	189	39.662	54	254
13	1:47.357	43.884	199	25.841	214	37.632	58	254									

9 Höher, AUT / Erhart, DEU									theoretical besttime: 1:38.526								
1	2:18.518	1:14.279	154	30.673	199	33.566	231		14	1:38.785	43.554	201	25.813	215	29.418	242	255
2	1:57.935	49.638	135	27.720	204	40.577	59	192	15	2:09.248	43.295	202	43.774	177	42.179	59	255
3	3:19.971	2:22.951	187	26.545	211	30.475	237		16	3:59.115	3:00.906	179	26.987	209	31.222	233	
4	1:44.396	44.867	191	27.793	107	31.736	238	249	17	1:43.633	45.882	186	26.591	214	31.160	232	247
5	1:40.883	44.679	192	26.085	215	30.119	237	248	18	1:44.751	46.024	185	27.595	215	31.132	235	247
6	1:42.946	46.313	195	26.120	213	30.513	238	252	19	1:42.859	45.545	187	26.562	214	30.752	235	249
7	1:42.335	44.588	194	27.425	215	30.322	237	252	20	1:41.441	44.917	189	26.171	214	30.353	237	251
8	1:49.095	44.739	189	26.056	215	38.300	59	252	21	1:51.085	45.197	190	26.989	213	38.899	59	242
9	3:39.397	2:38.674	169	29.530	205	31.193	237		22	4:59.607	4:02.404	181	26.427	214	30.776	234	
10	1:41.067	44.762	199	26.143	215	30.162	238	243	23	1:44.240	45.339	184	28.091	209	30.810	234	250
11	1:44.014	46.453	185	27.110	211	30.451	240	221	24	1:42.309	45.004	190	26.170	213	31.135	237	249
12	1:39.645	43.939	195	25.925	215	29.781	242	253	25	1:41.677	44.544	191	26.899	216	30.234	238	253
13	1:39.453	43.792	198	26.003	215	29.658	242	256	26	1:54.474	44.294	191	26.090	216	44.090	47	252

13 Barth, DEU / Hackländer, DEU									theoretical besttime: 1:37.438								
1	2:27.527	1:27.809	152	28.058	201	31.660	235		15	1:38.305	43.153	201	25.739	219	29.413	243	255
2	1:44.107	46.689	200	26.165	189	31.253	239	238	16	1:38.488	43.047	202	25.915	220	29.526	242	255
3	1:39.223	43.167	201	26.556	216	29.500	238	251	17	1:38.430	43.124	199	25.806	220	29.500	247	254
4	1:38.190	43.301	199	25.608	218	29.281	242	251	18	1:39.245	44.099	201	25.717	220	29.429	246	255
5	1:39.165	43.533	200	25.783	210	29.849	240	253	19	1:38.184	42.850	200	25.930	220	29.404	244	256
6	1:38.310	43.449	203	25.511	218	29.350	240	251	20	1:39.040	43.457	202	26.012	219	29.571	244	255
7	1:37.956	43.089	200	25.525	219	29.342	242	252	21	1:51.097	45.862	164	26.989	218	38.246	59	256
8	1:47.481	43.019	197	26.325	215	38.137	59	254	22	4:29.953	3:34.570	194	25.763	219	29.620	241	
9	4:38.845	3:43.426	198	25.765	218	29.654	241		23	1:37.705	43.013	199	25.615	220	29.077	245	253
10	1:39.889	43.349	201	25.807	218	30.733	242	252	24	1:38.108	42.934	199	25.859	221	29.315	243	257
11	1:38.630	42.942	201	25.927	218	29.761	242	254	25	1:39.022	43.078	200	26.454	215	29.490	242	255
12	1:38.287	43.219	200	25.576	219	29.492	242	254	26	1:45.968	42.957	205	25.717	221	37.294	59	255
13	1:48.004	43.983	195	26.556	218	37.465	59	255	27	3:46.862	2:33.667	159	30.839	152	42.356	55	
14	4:04.313	3:08.831	201	25.835	219	29.647	241										



ADAC GT Masters

Sector List Free Practice 2



Provisional

Circuit Zandvoort, Length: 4307m

Air temperature: 25.46°C

Track temperature: 25.73°C

Weather condition: Dry

Reg. Nr.: KNAF 0301.17.196

Friday, July 21, 2017 17:10:00

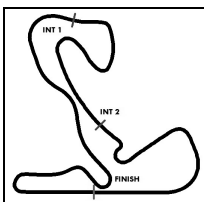
Lap	Time	SE1	SP1	SE2	SP2	SE3	SP3	TSP	Lap	Time	SE1	SP1	SE2	SP2	SE3	SP3	TSP
17 Jaminet, FRA / Ammermüller, DEU									theoretical besttime: 1:36.321								
1	2:29.558	1:27.374	142	30.121	152	32.063	238		8	8:06.045	7:06.407	195	25.839	201	33.799	244	
2	1:44.430	47.303	181	25.864	213	31.263	244	218	9	1:37.836	42.928	202	25.501	219	29.407	244	256
3	1:37.857	42.861	201	25.565	219	29.431	244	257	10	1:45.444	42.969	200	25.813	217	36.662	57	257
4	1:41.493	43.474	160	27.778	187	30.241	244	256	11	7:35.716	6:33.921	143	30.209	117	31.586	240	
5	1:38.225	42.893	199	25.520	207	29.812	244	257	12	1:40.469	45.592	191	25.830	217	29.047	247	244
6	1:37.446	42.925	202	25.395	219	29.126	246	257	13	1:36.321	42.469	204	25.153	219	28.699	246	259
7	1:45.029	42.880	202	25.500	218	36.649	56	258	14	1:46.844	42.850	173	27.277	218	36.717	57	259

18 de Leener, BEL / Friedrich, DEU									theoretical besttime: 1:38.085								
1	2:08.881	1:08.629	181	27.851	167	32.401	235		14	1:42.677	44.023	197	26.149	216	32.505	241	254
2	1:43.343	47.046	186	26.604	216	29.693	240	223	15	1:40.213	43.923	196	26.191	216	30.099	241	254
3	1:40.969	43.709	197	27.347	207	29.913	239	253	16	1:39.912	43.900	198	26.169	218	29.843	240	255
4	1:38.967	43.644	197	25.670	217	29.653	240	252	17	1:48.529	44.361	194	26.324	217	37.844	57	254
5	1:39.521	44.059	198	25.759	217	29.703	239	254	18	4:18.994	3:14.425	168	29.075	171	35.494	212	
6	1:38.565	43.341	198	25.622	218	29.602	238	253	19	1:47.279	47.330	182	29.145	209	30.804	236	211
7	1:46.134	43.288	198	25.650	218	37.196	57	254	20	1:45.431	45.857	188	27.658	199	31.916	238	249
8	7:21.877	6:16.134	196	25.742	215	40.001	57		21	1:39.986	44.773	195	25.708	219	29.505	239	253
9	2:25.389	1:29.974	198	25.755	215	29.660	239		22	1:38.254	43.057	198	25.791	219	29.406	241	254
10	1:40.607	43.741	197	26.608	176	30.258	240	254	23	3:02.590	43.381	198	1:39.812	174	39.397	49	255
11	1:39.246	43.342	199	26.140	217	29.764	242	254	24	3:11.922	2:16.321	196	25.964	216	29.637	241	
12	1:47.463	43.832	196	25.946	218	37.685	57	255	25	1:55.297	43.783	193	27.669	157	43.845	54	254
13	3:00.448	2:03.636	195	26.659	217	30.153	238										

19 Perez Companc, ARG / Bortolotti, ITA									theoretical besttime: 1:36.533								
1	2:08.409	1:09.405	166	27.286	187	31.718	234		10	7:33.421	6:35.658	191	27.033	192	30.730	236	
2	1:57.127	47.198	157	29.176	153	40.753	59	220	11	1:38.875	43.185	199	25.593	218	30.097	237	251
3	8:07.323	7:11.623	188	25.989	210	29.711	239		12	1:41.527	42.911	197	26.259	211	32.357	192	252
4	1:37.250	42.517	201	25.154	215	29.579	244	250	13	1:48.219	44.545	199	25.901	216	37.773	59	222
5	1:36.992	42.819	200	25.274	214	28.899	243	253	14	2:45.234	1:43.227	193	25.572	216	36.435	59	
6	1:39.648	42.847	198	26.947	213	29.854	240	254	15	2:48.705	1:42.607	172	27.989	213	38.109	59	
7	1:36.864	42.570	201	25.294	214	29.000	237	255	16	2:54.815	1:49.668	165	27.803	207	37.344	59	
8	1:36.709	42.567	203	25.250	217	28.892	242	253	17	2:53.394	1:46.759	180	27.359	207	39.276	59	
9	1:43.758	42.487	200	25.359	215	35.912	59	254									

20 Rogivue, CHE / Sylvest, DNK									theoretical besttime: 1:37.194								
1	2:01.473	1:00.856	151	28.682	164	31.935	200		13	1:37.303	42.772	201	25.496	216	29.035	239	252
2	1:46.249	48.457	181	27.394	199	30.398	200	191	14	1:46.107	42.948	200	25.674	215	37.485	54	252
3	1:46.931	47.556	169	28.737	170	30.638	234	174	15	2:37.991	1:42.276	196	25.921	215	29.794	238	
4	1:40.054	44.487	192	25.920	193	29.647	239	213	16	1:38.617	43.403	198	25.705	216	29.509	237	251
5	1:54.423	46.364	158	27.561	151	40.498	54	234	17	1:37.976	42.930	200	25.736	215	29.310	240	252
6	6:41.451	5:46.432	198	25.557	214	29.462	237		18	1:37.560	42.888	201	25.616	216	29.056	240	253
7	1:38.215	43.355	200	25.809	214	29.051	240	250	19	1:37.455	42.884	199	25.597	217	28.974	241	253
8	1:37.507	42.953	200	25.448	216	29.106	240	253	20	1:38.703	42.821	200	25.779	215	30.103	239	254
9	1:37.906	42.936	200	25.793	216	29.177	239	252	21	1:46.140	43.705	197	25.822	216	36.613	59	253
10	1:46.355	42.938	203	25.465	216	37.952	54	252	22	5:44.259	4:46.195	183	27.408	207	30.656	234	
11	6:24.276	5:29.474	201	25.534	214	29.268	238		23	1:42.223	43.303	198	26.096	199	32.824	230	247
12	1:37.501	42.898	201	25.520	215	29.083	239	250	24	2:00.447	49.360	186	28.105	177	42.982	59	243

21 Stolz, DEU / Ludwig, DEU									theoretical besttime: 1:36.481								
1	2:08.887	1:04.995	163	28.657	160	35.235	182		15	1:47.559	43.347	186	26.093	215	38.119	54	253
2	1:49.594	50.203	141	27.266	214	32.125	169	162	16	5:16.714	4:22.153	201	25.474	216	29.087	242	
3	1:55.887	46.676	193	29.016	112	40.195	54	172	17	1:37.147	42.721	203	25.335	218	29.091	242	254
4	2:36.508	1:41.705	199	25.691	215	29.112	239		18	1:46.828	42.958	181	26.263	215	37.607	54	254
5	1:37.977	42.990	201	25.538	216	29.449	239	251	19	2:35.566	1:41.159	202	25.507	216	28.900	241	
6	1:37.351	42.775	202	25.548	217	29.028	237	251	20	1:37.925	42.541	202	26.095	216	29.289	239	254
7	1:38.239	42.719	202	25.656	216	29.864	241	253	21	1:37.140	42.685	201	25.501	217	28.954	241	253
8	1:37.314	42.739	202	25.505	217	29.070	241	253	22	1:36.807	42.485	204	25.432	217	28.890	242	254
9	1:45.330	42.691	202	25.530	217	37.109	54	252	23	1:36.717	42.647	201	25.336	217	28.734	242	254
10	2:38.560	1:44.226	200	25.467	217	28.867	239		24	1:45.989	43.853	200	25.634	217	36.502	54	255
11	1:37.517	43.046	201	25.646	215	28.825	241	253	25	2:42.116	1:42.481	197	29.742	197	29.893	242	
12	1:39.847	42.765	200	25.541	216	31.541	237	254	26	1:37.334	42.412	204	25.575	216	29.347	241	254



ADAC GT Masters

Sector List Free Practice 2



Provisional

Circuit Zandvoort, Length: 4307m

Air temperature: 25.46°C

Track temperature: 25.73°C

Weather condition: Dry

Reg. Nr.: KNAF 0301.17.196

Friday, July 21, 2017 17:10:00

Lap	Time	SE1	SP1	SE2	SP2	SE3	SP3	TSP	Lap	Time	SE1	SP1	SE2	SP2	SE3	SP3	TSP
13	1:37.197	42.791	203	25.394	215	29.012	241	251	27	1:37.093	42.468	200	25.703	217	28.922	240	254
14	1:37.204	42.746	203	25.508	216	28.950	240	253	28	1:47.887	42.530	203	25.388	218	39.969	54	253

22 Lips, CHE / Gassner, DEU

theoretical besttime: 1:38.226

1	4:53.998	3:48.671	167	30.656	162	34.671	235		14	5:49.939	4:51.538	180	27.640	198	30.761	239	
2	1:42.700	45.802	190	26.882	216	30.016	238	243	15	1:39.480	43.875	197	26.010	218	29.595	243	252
3	1:40.091	43.966	198	26.350	216	29.775	239	251	16	1:42.325	45.871	192	26.429	219	30.025	242	255
4	1:39.770	43.647	200	25.829	218	30.294	236	253	17	1:39.659	43.871	200	26.154	219	29.634	243	255
5	1:39.392	43.867	196	25.893	217	29.632	242	251	18	1:39.168	43.498	199	26.118	219	29.552	246	256
6	1:39.715	43.674	200	26.105	217	29.936	241	254	19	1:38.682	43.326	200	25.821	219	29.535	244	258
7	1:39.210	43.617	199	25.800	217	29.793	241	254	20	1:38.618	43.160	201	25.823	219	29.635	244	257
8	1:38.953	43.710	200	25.673	219	29.570	242	252	21	1:38.487	43.152	199	25.934	219	29.401	244	257
9	1:39.081	43.663	199	25.889	218	29.529	242	253	22	1:50.015	44.424	198	26.582	216	39.009	48	257
10	1:39.542	43.746	199	26.170	219	29.626	242	254	23	3:15.352	2:17.623	196	27.002	210	30.727	238	
11	1:48.391	43.880	185	26.949	217	37.562	57	254	24	1:41.567	44.187	201	27.426	219	29.954	242	252
12	4:03.781	3:04.557	168	28.135	212	31.089	209		25	1:40.701	43.961	199	27.009	219	29.731	242	256
13	2:09.724	56.442	139	29.663	164	43.619	57	173	26	1:56.206	43.961	202	29.289	113	42.956	48	255

24 Salaquarda, CZE / Winkelhock, DEU

theoretical besttime: 1:36.714

1	2:39.266	1:34.930	176	33.128	155	31.208	205		13	1:37.351	42.706	203	25.433	214	29.212	241	254
2	1:42.700	45.715	199	26.188	202	30.797	238	174	14	1:39.281	42.754	203	26.535	202	29.992	240	254
3	1:41.722	43.250	203	27.206	213	31.266	237	251	15	1:36.998	42.723	203	25.376	215	28.899	242	254
4	1:40.565	45.119	192	25.795	213	29.651	235	251	16	1:46.567	42.786	197	25.657	213	38.124	59	254
5	1:39.802	43.283	200	25.389	214	31.130	238	252	17	7:18.693	6:17.469	182	29.445	192	31.779	234	
6	1:38.078	43.178	201	25.480	215	29.420	241	252	18	1:41.443	44.689	196	26.925	210	29.829	238	245
7	1:38.478	43.683	201	25.442	215	29.353	240	253	19	1:38.770	43.000	201	26.176	213	29.594	240	252
8	1:37.928	43.067	200	25.468	214	29.393	241	252	20	1:37.384	42.939	201	25.374	215	29.071	242	252
9	1:38.529	43.568	201	25.608	215	29.353	240	252	21	1:36.833	42.690	203	25.369	214	28.774	242	254
10	1:47.690	43.973	200	25.697	215	38.020	59	253	22	1:36.967	42.574	202	25.366	215	29.027	240	254
11	2:43.419	1:47.606	184	26.207	213	29.606	239		23	1:48.001	44.318	200	25.553	215	38.130	59	254
12	1:37.500	43.037	201	25.491	213	28.972	241	251									

25 Ortmann, DEU / Stippler, DEU

theoretical besttime: 1:36.440

1	3:03.309	2:01.268	133	29.740	182	32.301	230		11	1:37.535	42.901	201	25.556	215	29.078	242	252
2	1:42.364	46.280	193	26.382	214	29.702	239	204	12	1:37.339	42.903	204	25.360	215	29.076	242	254
3	1:37.453	43.441	199	25.053	216	28.959	241	252	13	1:37.885	42.780	202	25.429	215	29.676	225	254
4	1:37.257	42.938	202	25.247	215	29.072	241	254	14	1:43.880	47.313	170	26.965	203	29.602	242	225
5	1:37.792	43.033	200	25.247	215	29.512	239	253	15	1:37.412	42.912	204	25.491	215	29.009	240	254
6	1:37.364	42.964	201	25.187	215	29.213	240	252	16	1:36.869	42.657	204	25.251	215	28.961	240	254
7	1:37.534	43.044	201	25.380	215	29.110	241	253	17	1:36.997	42.927	203	25.293	215	28.777	242	254
8	1:40.986	42.748	201	25.703	216	32.535	241	254	18	1:36.837	42.788	203	25.276	216	28.773	242	254
9	1:45.616	42.819	203	25.264	216	37.533	59	253	19	1:36.943	42.614	204	25.301	215	29.028	242	255
10	2:56.581	2:00.428	180	26.573	214	29.580	240		20	1:44.106	42.656	203	25.390	216	36.060	58	255

26 Asch, DEU / Mücke, DEU

theoretical besttime: 1:36.697

1	2:20.237	1:19.017	157	29.106	170	32.114	218		12	5:51.004	4:56.346	198	25.792	215	28.866	237	
2	1:44.219	47.543	181	26.444	205	30.232	233	183	13	1:37.954	43.412	200	25.573	215	28.969	238	250
3	1:38.606	43.618	196	25.747	212	29.241	235	245	14	1:37.407	42.921	199	25.568	214	28.918	240	251
4	1:46.103	43.228	200	25.941	213	36.934	57	248	15	1:37.074	42.812	201	25.454	215	28.808	238	252
5	2:46.006	1:43.013	199	25.498	214	37.495	56		16	1:45.143	42.733	201	25.486	215	36.924	57	252
6	2:44.327	1:42.248	198	25.496	214	36.583	57		17	4:39.011	3:44.218	198	25.638	214	29.155	237	
7	4:16.612	3:20.829	191	26.212	214	29.571	235		18	1:37.124	42.769	200	25.404	215	28.951	238	250
8	1:37.439	43.151	199	25.449	215	28.839	238	247	19	1:36.854	42.791	201	25.243	215	28.820	239	252
9	1:42.390	42.842	201	27.335	199	32.213	235	251	20	1:36.907	42.646	205	25.256	217	29.005	239	252
10	1:37.626	42.905	200	25.447	215	29.274	236	248	21	1:45.003	42.878	201	25.553	215	36.572	57	252
11	1:47.060	43.742	197	25.992	214	37.326	57	250	22	7:11.057	6:07.934	204	25.664	214	37.459	57	



ADAC GT Masters

Sector List Free Practice 2



Provisional

Circuit Zandvoort, Length: 4307m

Air temperature: 25.46°C

Track temperature: 25.73°C

Weather condition: Dry

Reg. Nr.: KNAF 0301.17.196

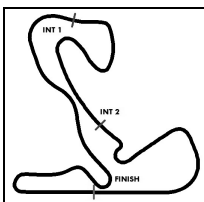
Friday, July 21, 2017 17:10:00

Lap	Time	SE1	SP1	SE2	SP2	SE3	SP3	TSP	Lap	Time	SE1	SP1	SE2	SP2	SE3	SP3	TSP
36 Bachler, AUT / Macdowall, GBR									theoretical besttime: 1:37.591								
1	3:06.943	2:07.424	162	27.771	192	31.748	234		12	1:37.934	43.131	198	25.442	218	29.361	244	257
2	1:42.193	45.927	183	26.124	198	30.142	237	210	13	1:41.811	42.911	198	29.662	216	29.238	245	257
3	1:39.189	43.822	198	25.812	219	29.555	243	253	14	1:38.009	43.116	200	25.556	220	29.337	248	258
4	1:38.478	43.518	200	25.667	219	29.293	243	256	15	1:45.442	43.163	203	25.518	221	36.761	57	258
5	1:38.599	43.165	200	25.524	219	29.910	242	256	16	4:42.203	3:38.029	192	26.754	218	37.420	57	
6	1:38.347	43.341	199	25.557	221	29.449	240	257	17	3:48.325	2:52.074	200	25.622	219	30.629	243	
7	1:38.230	43.368	199	25.586	218	29.276	245	257	18	1:47.959	43.523	199	25.854	219	38.582	57	247
8	1:38.567	43.344	199	25.602	219	29.621	243	257	19	2:45.002	1:42.604	197	26.029	219	36.369	57	
9	1:38.479	43.269	200	25.748	218	29.462	245	256	20	2:39.947	1:43.733	195	26.392	219	29.822	245	
10	1:48.294	43.745	196	26.075	220	38.474	56	257	21	1:47.269	43.724	195	25.884	219	37.661	54	256
11	2:40.369	1:45.238	200	25.838	219	29.293	246										

Lap	Time	SE1	SP1	SE2	SP2	SE3	SP3	TSP	Lap	Time	SE1	SP1	SE2	SP2	SE3	SP3	TSP
42 Catsburg, NLD / Eng, AUT									theoretical besttime: 1:36.896								
1	2:04.620	1:07.311	174	27.549	208	29.760	235		14	1:38.410	43.354	203	25.776	214	29.280	242	253
2	1:37.671	43.054	202	25.471	211	29.146	239	248	15	1:37.724	43.015	205	25.655	215	29.054	243	255
3	1:37.089	42.741	201	25.219	215	29.129	239	252	16	1:37.650	42.947	205	25.616	214	29.087	242	256
4	1:37.422	42.734	200	25.498	214	29.190	240	252	17	1:37.879	42.917	204	25.758	215	29.204	241	255
5	1:37.405	42.722	204	25.541	215	29.142	239	253	18	1:49.092	44.379	184	26.363	202	38.350	59	255
6	1:49.007	42.862	201	25.446	215	40.699	24	252	19	4:39.452	3:43.467	200	26.521	211	29.464	241	
7	5:53.533	4:55.439	202	27.822	170	30.272	238		20	1:37.961	43.158	202	25.705	215	29.098	241	254
8	1:37.425	43.038	202	25.328	214	29.059	238	251	21	1:39.883	44.181	196	26.317	212	29.385	240	254
9	1:44.962	42.982	199	25.793	213	36.187	57	252	22	1:37.809	42.935	204	25.745	215	29.129	240	253
10	5:55.217	4:57.233	178	27.570	158	30.414	240		23	1:37.728	42.760	204	25.837	215	29.131	241	254
11	1:37.338	42.862	202	25.448	215	29.028	239	252	24	1:39.801	42.649	205	27.438	211	29.714	240	254
12	1:44.866	42.831	205	25.962	212	36.073	59	252	25	1:39.216	42.876	206	26.327	212	30.013	185	253
13	2:51.904	1:52.045	141	30.201	210	29.658	240		26	2:11.675	58.417	139	32.255	122	41.003	59	157

Lap	Time	SE1	SP1	SE2	SP2	SE3	SP3	TSP	Lap	Time	SE1	SP1	SE2	SP2	SE3	SP3	TSP
48 Dontje, NLD / Kirchhöfer, DEU									theoretical besttime: 1:36.629								
1	2:24.078	1:19.563	121	31.070	153	33.445	224		15	3:41.402	2:39.419	184	28.746	171	33.237	216	
2	2:06.419	52.187	176	28.581	204	45.651	59	200	16	1:44.017	47.014	196	27.113	195	29.890	239	220
3	6:18.318	5:14.457	189	26.477	212	37.384	58		17	1:39.915	43.024	201	25.613	215	31.278	241	252
4	2:40.499	1:44.078	194	26.487	211	29.934	235		18	1:39.428	42.505	202	25.604	217	31.319	242	254
5	1:38.557	43.588	198	25.684	216	29.285	239	250	19	1:36.689	42.437	202	25.353	216	28.899	242	255
6	1:37.606	43.090	200	25.484	217	29.032	240	252	20	1:39.882	42.641	202	26.851	172	30.390	244	255
7	1:37.895	42.851	200	25.670	215	29.374	237	252	21	1:36.808	42.469	201	25.381	217	28.958	243	255
8	1:37.195	42.678	203	25.565	216	28.952	241	252	22	1:37.741	42.943	200	25.767	218	29.031	242	255
9	1:45.459	42.882	201	26.515	153	36.062	240	255	23	1:44.362	42.630	203	25.603	217	36.129	59	254
10	1:41.961	43.560	191	26.224	215	32.177	239	253	24	2:51.349	1:52.503	161	27.764	164	31.082	240	
11	1:37.374	42.793	202	25.500	216	29.081	242	252	25	1:37.052	42.683	201	25.530	217	28.839	243	252
12	1:44.965	42.843	201	25.723	216	36.399	59	254	26	1:42.444	43.460	202	28.614	133	30.370	241	255
13	2:45.324	1:49.921	194	26.016	216	29.387	240		27	2:00.364	42.568	203	30.835	125	46.961	57	254
14	1:45.095	43.197	200	25.976	216	35.922	59	252									

Lap	Time	SE1	SP1	SE2	SP2	SE3	SP3	TSP	Lap	Time	SE1	SP1	SE2	SP2	SE3	SP3	TSP
50 Geipel, DEU / Frey, CHE									theoretical besttime: 1:37.611								
1	2:46.631	1:43.311	170	30.803	186	32.517	229		12	1:51.467	44.938	181	26.700	192	39.829	59	253
2	1:41.745	45.945	194	26.148	210	29.652	239	236	13	8:16.793	7:12.528	162	32.072	143	32.193	235	
3	1:38.709	43.301	201	25.951	215	29.457	237	251	14	1:39.423	43.865	196	25.898	215	29.660	240	250
4	1:37.790	43.078	202	25.460	215	29.252	240	251	15	1:38.554	43.369	201	25.741	217	29.444	242	253
5	1:42.874	47.550	200	25.614	214	29.710	237	254	16	1:38.237	43.124	201	25.622	215	29.491	240	255
6	1:38.187	43.131	201	25.633	215	29.423	240	251	17	1:41.764	44.801	185	27.004	196	29.959	240	254
7	1:41.117	43.235	200	25.646	215	32.236	241	252	18	1:37.756	42.899	203	25.547	216	29.310	240	252
8	1:45.800	43.088	201	25.887	214	36.825	59	254	19	1:57.650	47.249	168	30.792	180	39.609	59	254
9	8:14.449	7:10.599	160	33.142	186	30.708	239		20	5:25.049	4:26.306	179	27.708	202	31.035	235	
10	1:51.449	43.048	201	33.694	94	34.707	237	252	21	1:48.137	46.610	190	29.322	154	32.205	236	246
11	1:38.795	43.627	199	25.736	216	29.432	240	252	22	1:54.053	43.286	203	27.257	136	43.510	59	248



ADAC GT Masters

Sector List Free Practice 2



Provisional

Circuit Zandvoort, Length: 4307m

Air temperature: 25.46°C

Track temperature: 25.73°C

Weather condition: Dry

Reg. Nr.: KNAF 0301.17.196

Friday, July 21, 2017 17:10:00

Lap	Time	SE1	SP1	SE2	SP2	SE3	SP3	TSP	Lap	Time	SE1	SP1	SE2	SP2	SE3	SP3	TSP
63 Ineichen, CHE / Engelhart, DEU									theoretical besttime: 1:36.542								
1	3:27.159	2:22.639	185	31.558	121	32.962	235		14	1:42.889	42.776	200	30.273	215	29.840	243	254
2	1:46.028	44.042	199	25.624	209	36.362	239	243	15	1:37.962	43.128	200	25.485	217	29.349	243	252
3	1:36.677	42.516	203	25.196	215	28.965	241	253	16	1:37.367	42.839	203	25.556	216	28.972	242	254
4	1:37.246	42.745	201	25.671	214	28.830	243	253	17	1:37.959	42.689	201	25.964	216	29.306	239	255
5	1:39.193	42.562	202	25.460	215	31.171	241	254	18	1:45.441	43.026	201	25.729	215	36.686	58	254
6	1:44.545	42.965	201	25.520	214	36.060	59	252	19	2:50.940	1:45.917	186	27.561	200	37.462	59	
7	5:55.736	4:58.456	186	27.558	187	29.722	240		20	2:55.506	1:50.147	176	27.123	206	38.236	59	
8	1:37.390	43.008	201	25.433	215	28.949	243	251	21	4:25.072	3:24.003	190	29.626	188	31.443	237	
9	1:36.657	42.567	203	25.215	216	28.875	245	253	22	1:38.502	43.454	200	25.658	216	29.390	239	251
10	1:39.348	42.673	200	27.314	212	29.361	241	254	23	1:38.081	42.831	202	25.989	216	29.261	241	253
11	1:43.701	42.567	201	25.565	216	35.569	58	254	24	1:37.581	42.806	201	25.658	218	29.117	239	254
12	4:49.876	3:51.859	200	25.595	216	32.422	241		25	1:56.303	43.823	183	26.995	201	45.485	38	254
13	1:37.793	43.070	198	25.557	215	29.166	238	253									

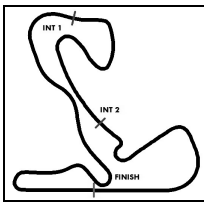
Lap	Time	SE1	SP1	SE2	SP2	SE3	SP3	TSP	Lap	Time	SE1	SP1	SE2	SP2	SE3	SP3	TSP
66 Judek, DEU / Lindholm, FIN									theoretical besttime: 1:37.944								
1	3:07.394	2:06.463	163	27.686	207	33.245	176		14	1:39.809	43.615	201	26.267	215	29.927	237	253
2	1:43.630	46.787	186	26.059	207	30.784	235	208	15	1:49.654	43.679	200	26.085	215	39.890	48	251
3	1:38.963	43.773	196	25.750	213	29.440	238	250	16	7:06.777	6:09.889	197	26.658	213	30.230	236	
4	1:38.388	43.275	198	25.708	213	29.405	239	252	17	1:41.133	44.295	197	26.726	213	30.112	236	251
5	1:39.119	43.004	200	25.540	214	30.575	235	252	18	1:43.016	45.269	185	26.931	213	30.816	234	251
6	1:39.533	42.999	201	26.844	202	29.690	238	250	19	1:40.469	44.087	200	26.223	214	30.159	238	249
7	2:09.524	43.203	198	41.621	123	44.700	48	251	20	1:50.706	44.740	196	26.653	214	39.313	57	252
8	4:14.480	3:17.795	196	26.504	213	30.181	235		21	3:24.806	2:29.607	194	25.705	214	29.494	237	
9	1:40.546	43.799	199	26.032	215	30.715	235	248	22	1:40.144	44.067	155	26.333	215	29.744	238	251
10	1:41.387	44.552	197	26.496	214	30.339	239	248	23	1:38.760	43.322	198	25.767	213	29.671	238	252
11	1:39.586	43.748	201	26.081	214	29.757	238	253	24	1:39.517	44.086	198	25.922	215	29.509	239	252
12	1:39.453	43.272	201	26.209	213	29.972	238	252	25	1:48.142	43.955	198	27.299	213	36.888	57	252
13	1:39.432	43.604	201	25.967	215	29.861	238	252									

Lap	Time	SE1	SP1	SE2	SP2	SE3	SP3	TSP	Lap	Time	SE1	SP1	SE2	SP2	SE3	SP3	TSP
77 Gounon, FRA / van der Zande, NLD									theoretical besttime: 1:37.213								
1	2:15.109	1:09.023	170	27.181	196	38.905	59		14	1:42.170	45.206	165	27.069	216	29.895	242	253
2	2:50.182	1:45.616	190	30.363	145	34.203	239		15	1:47.502	42.856	200	26.900	217	37.746	59	253
3	1:37.805	42.858	200	25.592	217	29.355	241	251	16	6:23.506	5:27.275	196	26.240	217	29.991	236	
4	1:37.804	42.890	199	25.704	213	29.210	243	252	17	1:39.620	44.444	201	25.740	218	29.436	241	250
5	1:37.759	42.877	197	25.473	219	29.409	241	254	18	1:37.880	42.894	205	25.731	219	29.255	243	254
6	1:43.636	42.837	198	25.823	213	34.976	242	253	19	1:37.656	42.789	201	25.582	222	29.285	242	255
7	1:37.833	42.914	200	25.656	219	29.263	242	253	20	1:44.710	42.727	201	25.573	218	36.410	59	253
8	1:37.507	42.713	202	25.459	221	29.335	241	252	21	5:42.143	4:40.013	196	25.720	218	36.410	59	
9	1:41.866	42.800	203	25.321	217	33.745	238	254	22	2:39.277	1:41.946	198	27.462	214	29.869	240	
10	1:45.042	42.946	199	25.585	216	36.511	62	250	23	1:37.585	42.705	201	25.529	218	29.351	240	252
11	2:46.822	1:51.035	200	26.233	217	29.554	241		24	1:37.789	43.024	201	25.419	218	29.346	240	253
12	1:38.295	43.176	200	25.755	217	29.364	243	252	25	1:37.354	42.682	200	25.402	219	29.270	239	252
13	1:38.361	42.813	201	26.074	216	29.474	242	253	26	1:49.472	42.825	176	28.511	150	38.136	59	252

Lap	Time	SE1	SP1	SE2	SP2	SE3	SP3	TSP	Lap	Time	SE1	SP1	SE2	SP2	SE3	SP3	TSP
84 Assenheimer, DEU / Götz, DEU									theoretical besttime: 1:37.360								
1	4:39.571	3:42.139	182	26.998	205	30.434	233		6	1:37.706	42.879	200	25.571	214	29.256	240	250
2	1:39.864	44.991	194	25.739	214	29.134	240	221	7	1:38.074	43.456	200	25.499	216	29.119	240	253
3	4:02.383	42.812	201	1:25.596	32	1:53.975	32	252	8	1:38.102	42.742	200	25.751	217	29.609	241	254
4	36:56.173	35:55.255	159	28.794	187	32.124	215		9	1:54.503	42.800	203	27.309	137	44.394	59	254
5	1:42.606	46.940	191	26.096	214	29.570	237	217									

Lap	Time	SE1	SP1	SE2	SP2	SE3	SP3	TSP	Lap	Time	SE1	SP1	SE2	SP2	SE3	SP3	TSP
99 Renauer, DEU / Müller, DEU									theoretical besttime: 1:37.075								
1	2:43.201	1:46.266	189	26.760	211	30.175	236		14	4:45.954	3:50.110	194	26.007	213	29.837	238	
2	1:39.971	43.983	193	25.809	217	30.179	243	251	15	1:50.469	43.834	198	27.091	219	39.544	58	251
3	1:38.349	43.012	199	25.422	216	29.915	237	254	16	3:56.185	2:56.629	198	29.928	173	29.628	245	
4	1:37.972	43.132	199	25.582	217	29.258	241	254	17	1:40.288	43.686	181	26.451	216	30.151	244	257
5	1:37.834	43.024	200	25.471	216	29.339	237	257	18	1:37.379	42.674	203	25.665	217	29.040	245	256
6	1:37.835	43.130	200	25.528	217	29.177	242	250	19	1:37.502	42.797	203	25.661	217	29.044	244	257
7	1:45.131	43.221	200	25.704	217	36.206	59	251	20	1:45.711	42.818	200	26.031	216	36.862	58	257
8	2:46.186	1:43.779	189	25.879	216	36.528	57		21	5:24.595	4:29.799	197	25.588	217	29.208	243	
9	2:39.295	1:43.796	198	25.984	215	29.515	241		22	1:37.514	42.860	200	25.542	217	29.112	244	254





ADAC GT Masters

Sector List Free Practice 2

Provisional

Reg. Nr.: KNAF 0301.17.196

Friday, July 21, 2017 17:10:00



Circuit Zandvoort, Length: 4307m

Air temperature: 25.46°C

Track temperature: 25.73°C

Weather condition: Dry

Lap	Time	SE1	SP1	SE2	SP2	SE3	SP3	TSP	Lap	Time	SE1	SP1	SE2	SP2	SE3	SP3	TSP
10	1:39.387	43.359	201	25.963	217	30.065	242	252	23	1:37.508	42.755	201	25.510	217	29.243	242	255
11	1:38.851	43.449	200	25.730	217	29.672	242	254	24	1:37.780	42.850	200	25.736	216	29.194	243	255
12	1:38.486	43.277	201	25.661	215	29.548	243	250	25	1:46.963	42.613	200	25.475	219	38.875	58	255
13	1:46.188	43.223	201	25.813	216	37.152	58	254									



ADAC GT Masters

Top speed list Free Practice 2



Provisional

Reg. Nr.: KNAF 0301.17.196

Circuit Zandvoort, Length: 4307m

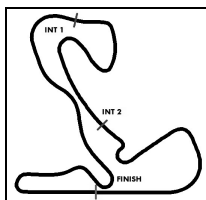
Air temperature: 25.46°C

Track temperature: 25.73°C

Weather condition: Dry

Friday, July 21, 2017 17:10:00

#	Name (NAT)	Team	Car name	Speed	Lap	Race time
17	Mathieu Jaminet (FRA)	KÜS TEAM75 Bernhard (DEU)	Porsche 911 GT3 R	259.61	13	33:22.149
36	Klaus Bachler (AUT)	Schütz Motorsport (DEU)	Porsche 911 GT3 R	258.37	14	24:10.056
4	Patric Niederhauser (CHE)	Aust Motorsport (DEU)	Audi R8 LMS	258.37	14	24:36.684
22	Marc Gassner (DEU)	MRS GT-Racing (DEU)	Nissan GT-R NISMO GT3	258.37	19	40:27.541
99	Sven Müller (DEU)	Precote Herberth Motorsport (DEU)	Porsche 911 GT3 R	257.75	5	7:42.140
3	Kelvin van der Linde (ZAF)	Aust Motorsport (DEU)	Audi R8 LMS	257.75	13	20:06.791
13	Maximilian Hackländer (DEU)	Corvette Racing (AUT)	Corvette C7 GT3	257.14	24	47:32.997
9	Christopher Höher (AUT)	Audi Sport racing academy (DEU)	Audi R8 LMS	256.53	13	25:02.839
42	Nick Catsburg (NLD)	BMW Team Schnitzer (DEU)	BMW M6 GT3	256.53	16	35:07.226
7	Marco Mapelli (ITA)	HB Racing WDS Bau (AUT)	Lamborghini Huracan GT3	256.53	22	46:57.051
6	Christopher Zanella (CHE)	HB Racing WDS Bau (AUT)	Lamborghini Huracan GT3	256.53	28	51:40.443
18	Christopher Friedrich (DEU)	KÜS TEAM75 Bernhard (DEU)	Porsche 911 GT3 R	255.92	12	25:26.135
2	Jeffrey Schmidt (CHE)	Montaplast by Land-Motorsport (DEU)	Audi R8 LMS	255.92	16	33:24.773
50	Rahel Frey (CHE)	YACO Racing (DEU)	Audi R8 LMS	255.92	16	39:46.424
1	Christopher Mies (DEU)	Montaplast by Land-Motorsport (DEU)	Audi R8 LMS	255.92	16	40:05.599
48	Indy Dontje (NLD)	Mercedes-AMG Team HTP Motorsport (DEU)	Mercedes-AMG GT3	255.92	21	43:24.709
19	Mirko Bortolotti (ITA)	GRT Grasser-Racing-Team (AUT)	Lamborghini Huracan GT3	255.31	7	17:09.404
25	Frank Stippler (DEU)	BWT Mücke Motorsport (DEU)	Audi R8 LMS	255.31	19	32:23.656
63	Christian Engelhart (DEU)	GRT Grasser-Racing-Team (AUT)	Lamborghini Huracan GT3	255.31	17	35:52.212
77	Jules Gounon (FRA)	Callaway Competition (DEU)	Corvette C7 GT3	255.31	19	37:41.345
21	Luca Stolz (DEU)	Mercedes-AMG Team ZAKSPEED (DEU)	Mercedes-AMG GT3	255.31	24	45:32.457
24	Markus Winkelhock (DEU)	BWT Mücke Motorsport (DEU)	Audi R8 LMS	254.71	13	22:08.332
20	Nikolaj Rogivue (CHE)	Mercedes-AMG Team ZAKSPEED (DEU)	Mercedes-AMG GT3	254.71	20	43:08.007
84	Patrick Assenheimer (DEU)	Mercedes-AMG Team HTP Motorsport (DEU)	Mercedes-AMG GT3	254.71	8	52:19.036
66	Jonathan Judek (DEU)	ADAC NSA / Attempto Racing Team (DEU)	Lamborghini Huracan GT3	253.52	11	21:15.634
26	Stefan Mücke (DEU)	BWT Mücke Motorsport (DEU)	Mercedes-AMG GT3	252.92	15	33:09.652



ADAC GT Masters

Pit Stops Free Practice 2



Provisional

Reg. Nr.: KNAF 0301.17.196

Circuit Zandvoort, Length: 4307m

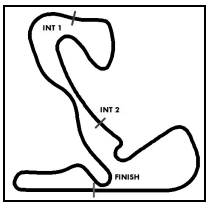
Air temperature: 25.58°C

Track temperature: 25.76°C

Weather condition: Dry

Friday, July 21, 2017 17:10:00

Nr	Driver in	Day time in	Time in	Driver out	Day time out	Time out	Nett Time
77	Renger van der Zande	17:12:09.342	2:09.005	Renger van der Zande	17:13:14.740	3:14.403	1:05.398
19	Mirko Bortolotti	17:13:59.744	3:59.407	Mirko Bortolotti	17:20:30.232	10:29.895	6:30.488
9	Christopher Höher	17:14:10.672	4:10.335	Christopher Höher	17:15:51.032	5:50.695	1:40.360
48	Marvin Kirchhöfer	17:14:24.743	4:24.406	Marvin Kirchhöfer	17:18:59.556	8:59.219	4:34.813
21	Luca Ludwig	17:15:47.949	5:47.612	Luca Ludwig	17:16:53.685	6:53.348	1:05.736
26	Stefan Mücke	17:17:23.099	7:22.762	Stefan Mücke	17:18:29.194	8:28.857	1:06.095
7	Marco Mapelli	17:18:37.614	8:37.277	Marco Mapelli	17:22:33.650	12:33.313	3:56.036
20	Nicolai Sylvest	17:19:02.736	9:02.399	Nicolai Sylvest	17:24:12.343	14:12.006	5:09.607
26	Stefan Mücke	17:20:08.979	10:08.642	Stefan Mücke	17:21:14.694	11:14.357	1:05.715
84	Maximilian Götz	17:20:10.832	10:10.495	Patrick Assenheimer	17:55:19.324	45:18.987	35:08.492
42	Philipp Eng	17:20:13.194	10:12.857	Philipp Eng	17:24:34.497	14:34.160	4:21.303
48	Marvin Kirchhöfer	17:20:42.918	10:42.581	Marvin Kirchhöfer	17:21:48.768	11:48.431	1:05.850
2	Jeffrey Schmidt	17:20:59.353	10:59.016	Jeffrey Schmidt	17:23:23.321	13:22.984	2:23.968
63	Christian Engelhart	17:21:45.060	11:44.723	Christian Engelhart	17:26:05.291	16:04.954	4:20.231
18	Christopher Friedrich	17:22:10.456	12:10.119	Christopher Friedrich	17:27:49.546	17:49.209	5:39.090
17	Mathieu Jaminet	17:22:28.042	12:27.705	Mathieu Jaminet	17:28:54.429	18:54.092	6:26.387
99	Sven Müller	17:22:34.422	12:34.085	Sven Müller	17:23:39.908	13:39.571	1:05.486
26	Stefan Mücke	17:22:53.450	12:53.113	Stefan Mücke	17:25:33.323	15:32.986	2:39.873
66	Emil Lindholm	17:23:29.452	13:29.115	Jonathan Judek	17:26:09.408	16:09.071	2:39.956
4	Patric Niederhauser	17:23:35.367	13:35.030	Patric Niederhauser	17:26:15.904	16:15.567	2:40.537
13	Sven Barth	17:24:06.095	14:05.758	Sven Barth	17:27:10.959	17:10.622	3:04.864
1	Christopher Mies	17:24:08.917	14:08.580	Christopher Mies	17:28:18.262	18:17.925	4:09.345
50	Philip Geipel	17:24:27.043	14:26.706	Rahel Frey	17:30:54.316	20:53.979	6:27.273
99	Sven Müller	17:25:20.576	15:20.239	Robert Renauer	17:26:26.554	16:26.217	1:05.978
9	Christopher Höher	17:26:10.286	16:09.949	Christopher Höher	17:28:03.582	18:03.245	1:53.296
25	Frank Stippler	17:26:13.912	16:13.575	Frank Stippler	17:27:25.443	17:25.106	1:11.531
21	Luca Ludwig	17:26:40.682	16:40.345	Luca Ludwig	17:27:46.601	17:46.264	1:05.919
6	Florian Spengler	17:27:09.897	17:09.560	Florian Spengler	17:29:45.544	19:45.207	2:35.647
24	Filip Salaquarda	17:27:38.811	17:38.474	Filip Salaquarda	17:28:44.689	18:44.352	1:05.878
36	Klaus Bachler	17:28:01.191	18:00.854	Klaus Bachler	17:29:06.788	19:06.451	1:05.597
77	Renger van der Zande	17:28:18.763	18:18.426	Jules Gounon	17:29:25.401	19:25.064	1:06.638
7	Marco Mapelli	17:29:05.759	19:05.422	Marco Mapelli	17:32:11.939	22:11.602	3:06.180
18	Christopher Friedrich	17:29:32.313	19:31.976	Christopher Friedrich	17:30:25.838	20:25.501	53.525
42	Philipp Eng	17:29:33.249	19:32.912	Philipp Eng	17:33:49.890	23:49.553	4:16.641
22	Marc Gassner	17:31:34.833	21:34.496	Marc Gassner	17:33:59.816	23:59.479	2:24.983
19	Mirko Bortolotti	17:31:58.293	21:57.956	Ezequiel Perez Companc	17:37:52.337	27:52.000	5:54.044
20	Nicolai Sylvest	17:32:24.228	22:23.891	Nicolai Sylvest	17:37:17.495	27:17.158	4:53.267
3	Kelvin van der Linde	17:33:24.354	23:24.017	Kelvin van der Linde	17:36:59.712	26:59.375	3:35.358
26	Stefan Mücke	17:33:54.517	23:54.180	Stefan Mücke	17:38:13.168	28:12.831	4:18.651
17	Mathieu Jaminet	17:33:57.444	23:57.107	Mathieu Jaminet	17:39:42.851	29:42.514	5:45.407
63	Christian Engelhart	17:34:17.884	24:17.547	Christian Engelhart	17:37:30.519	27:30.182	3:12.635
99	Robert Renauer	17:34:42.730	24:42.393	Robert Renauer	17:37:48.152	27:47.815	3:05.422
2	Jeffrey Schmidt	17:35:12.612	25:12.275	Jeffrey Schmidt	17:38:26.599	28:26.262	3:13.987
13	Sven Barth	17:35:29.567	25:29.230	Maximilian Hackländer	17:38:00.798	28:00.461	2:31.231



ADAC GT Masters

Pit Stops Free Practice 2



Provisional

Reg. Nr.: KNAF 0301.17.196

Friday, July 21, 2017 17:10:00

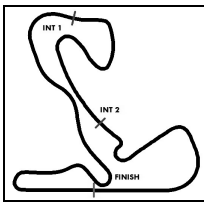
Circuit Zandvoort, Length: 4307m

Air temperature: 25.58°C

Track temperature: 25.76°C

Weather condition: Dry

Nr	Driver in	Day time in	Time in	Driver out	Day time out	Time out	Nett Time
4	Patric Niederhauser	17:36:15.269	26:14.932	Patric Niederhauser	17:39:54.216	29:53.879	3:38.947
48	Marvin Kirchhöfer	17:36:44.502	26:44.165	Indy Dontje	17:37:56.159	27:55.822	1:11.657
18	Christopher Friedrich	17:37:05.038	27:04.701	Christopher Friedrich	17:38:29.084	28:28.747	1:24.046
36	Klaus Bachler	17:37:24.915	27:24.578	Klaus Bachler	17:40:24.491	30:24.154	2:59.576
21	Luca Stolz	17:37:38.544	27:38.207	Luca Stolz	17:41:23.974	31:23.637	3:45.430
22	Marc Gassner	17:37:48.259	27:47.922	Marc Gassner	17:41:58.432	31:58.095	4:10.173
77	Jules Gounon	17:37:51.907	27:51.570	Jules Gounon	17:42:37.675	32:37.338	4:45.768
50	Rahel Frey	17:38:03.168	28:02.831	Rahel Frey	17:44:31.034	34:30.697	6:27.866
1	Christopher Mies	17:38:12.716	28:12.379	Christopher Mies	17:42:08.688	32:08.351	3:55.972
24	Markus Winkelhock	17:38:39.835	28:39.498	Filip Salaquarda	17:44:12.231	34:11.894	5:32.396
7	Marco Mapelli	17:38:48.373	28:48.036	Marco Mapelli	17:41:47.429	31:47.092	2:59.056
42	Philipp Eng	17:38:50.766	28:50.429	Philipp Eng	17:40:00.352	30:00.015	1:09.586
66	Jonathan Judek	17:39:33.806	29:33.469	Jonathan Judek	17:45:00.367	35:00.030	5:26.561
9	Christopher Höher	17:40:21.910	30:21.573	Elia Erhart	17:42:41.828	32:41.491	2:19.918
48	Indy Dontje	17:41:14.937	31:14.600	Indy Dontje	17:43:11.663	33:11.326	1:56.726
99	Robert Renauer	17:41:19.132	31:18.795	Robert Renauer	17:43:33.608	33:33.271	2:14.476
36	Klaus Bachler	17:42:07.076	32:06.739	Klaus Bachler	17:44:20.138	34:19.801	2:13.062
20	Nicolai Sylvest	17:43:49.388	33:49.051	Nikolaj Rogivue	17:44:54.621	34:54.284	1:05.233
19	Ezequiel Perez Companc	17:44:40.332	34:39.995	Ezequiel Perez Companc	17:45:46.011	35:45.674	1:05.679
2	Jeffrey Schmidt	17:45:01.899	35:01.562	Christopher Haase	17:48:03.884	38:03.547	3:01.985
6	Florian Spengler	17:45:13.493	35:13.156	Christopher Zanella	17:48:12.456	38:12.119	2:58.963
25	Frank Stippler	17:45:36.222	35:35.885				
21	Luca Stolz	17:46:19.286	36:18.949	Luca Stolz	17:47:24.630	37:24.293	1:05.344
26	Stefan Mücke	17:46:23.169	36:22.832	Stefan Mücke	17:49:26.841	39:26.504	3:03.672
4	Dennis Marschall	17:46:28.925	36:28.588	Dennis Marschall	17:56:49.986	46:49.649	10:21.061
17	Mathieu Jaminet	17:46:36.664	36:36.327				
18	Adrien de Leener	17:46:56.764	36:56.427	Adrien de Leener	17:49:23.185	39:22.848	2:26.421
1	Christopher Mies	17:47:04.929	37:04.592	Christopher Mies	17:48:17.535	38:17.198	1:12.606
19	Mirko Bortolotti	17:47:25.561	37:25.224	Mirko Bortolotti	17:48:28.242	38:27.905	1:02.681
36	Klaus Bachler	17:47:43.430	37:43.093	Klaus Bachler	17:48:49.094	38:48.757	1:05.664
63	Christian Engelhart	17:49:07.099	39:06.762	Christian Engelhart	17:50:12.399	40:12.062	1:05.300
7	Marco Mapelli	17:49:58.124	39:57.787	Marco Mapelli	17:51:51.574	41:51.237	1:53.450
42	Nick Catsburg	17:50:03.269	40:02.932	Nick Catsburg	17:53:06.402	43:06.065	3:03.133
19	Ezequiel Perez Companc	17:50:14.270	40:13.933	Ezequiel Perez Companc	17:51:19.760	41:19.423	1:05.490
36	Klaus Bachler	17:50:28.449	40:28.112	Klaus Bachler	17:51:34.932	41:34.595	1:06.483
77	Jules Gounon	17:50:55.308	40:54.971	Renger van der Zande	17:54:57.478	44:57.141	4:02.170
13	Maximilian Hackländer	17:51:16.960	41:16.623	Maximilian Hackländer	17:54:13.925	44:13.588	2:56.965
99	Robert Renauer	17:51:56.262	41:55.925	Sven Müller	17:55:48.436	45:48.099	3:52.174
63	Christian Engelhart	17:51:58.109	41:57.772	Rolf Ineichen	17:53:03.627	43:03.290	1:05.518
9	Elia Erhart	17:53:04.795	43:04.458	Elia Erhart	17:56:26.583	46:26.246	3:21.788
19	Mirko Bortolotti	17:53:09.087	43:08.750	Mirko Bortolotti	17:54:14.858	44:14.521	1:05.771
66	Jonathan Judek	17:53:37.011	43:36.674	Emil Lindholm	17:55:27.607	45:27.270	1:50.596
63	Rolf Ineichen	17:54:53.604	44:53.267	Rolf Ineichen	17:57:39.665	47:39.328	2:46.061
36	Klaus Bachler	17:54:55.472	44:55.135				
24	Filip Salaquarda	17:55:57.914	45:57.577				



ADAC GT Masters

Pit Stops Free Practice 2



Provisional

Reg. Nr.: KNAF 0301.17.196

Friday, July 21, 2017 17:10:00

Circuit Zandvoort, Length: 4307m

Air temperature: 25.58°C

Track temperature: 25.76°C

Weather condition: Dry

Nr	Driver in	Day time in	Time in	Driver out	Day time out	Time out	Nett Time
19	Mirko Bortolotti	17:56:02.437	46:02.100				
20	Nikolaj Rogivue	17:56:24.404	46:24.067	Nikolaj Rogivue	18:00:26.958	50:26.621	4:02.554
50	Rahel Frey	17:56:33.400	46:33.063	Rahel Frey	18:00:14.366	50:14.029	3:40.966
1	Connor De Phillippi	17:56:35.012	46:34.675	Connor De Phillippi	17:57:41.792	47:41.455	1:06.780
77	Renger van der Zande	17:56:37.456	46:37.119	Renger van der Zande	17:57:42.746	47:42.409	1:05.290
22	Marc Gassner	17:57:03.688	47:03.351	Marc Gassner	17:58:42.109	48:41.772	1:38.421
21	Luca Stolz	17:57:09.409	47:09.072	Luca Stolz	17:58:14.797	48:14.460	1:05.388
26	Sebastian Asch	17:57:38.168	47:37.831	Sebastian Asch	18:03:09.662	53:09.325	5:31.494
48	Indy Dontje	17:58:15.198	48:14.861	Indy Dontje	17:59:21.616	49:21.279	1:06.418
7	Marco Mapelli	17:58:35.961	48:35.624	Norbert Siedler	18:00:05.902	50:05.565	1:29.941
3	Markus Pommer	17:58:47.622	48:47.285	Markus Pommer	18:01:05.758	51:05.421	2:18.136
2	Christopher Haase	17:59:28.636	49:28.299	Christopher Haase	18:03:48.764	53:48.427	4:20.128
18	Adrien de Leener	18:01:08.646	51:08.309	Adrien de Leener	18:02:47.996	52:47.659	1:39.350
13	Maximilian Hackländer	18:02:27.651	52:27.314	Maximilian Hackländer	18:04:20.919	54:20.582	1:53.268
1	Connor De Phillippi	18:02:35.983	52:35.646	Connor De Phillippi	18:03:25.512	53:25.175	49.529
3	Markus Pommer	18:02:46.287	52:45.950	Markus Pommer	18:03:16.383	53:16.046	30.096
66	Emil Lindholm	18:03:48.418	53:48.081				
99	Sven Müller	18:04:00.676	54:00.339				
26	Sebastian Asch	18:04:49.197	54:48.860				
21	Luca Stolz	18:04:53.894	54:53.557				
3	Markus Pommer	18:04:55.776	54:55.439				
6	Christopher Zanella	18:05:03.259	55:02.922				
9	Elia Erhart	18:05:05.591	55:05.254				
1	Connor De Phillippi	18:05:06.783	55:06.446				
7	Norbert Siedler	18:05:10.508	55:10.171				
2	Christopher Haase	18:05:36.211	55:35.874				
22	Remo Lips	18:05:37.576	55:37.239				
50	Rahel Frey	18:05:40.645	55:40.308				
84	Patrick Assenheimer	18:05:43.212	55:42.875				
20	Nikolaj Rogivue	18:05:51.276	55:50.939				
77	Renger van der Zande	18:05:58.935	55:58.598				
63	Rolf Ineichen	18:06:05.906	56:05.569				
13	Maximilian Hackländer	18:06:14.351	56:14.014				
18	Adrien de Leener	18:06:16.138	56:15.801				
48	Marvin Kirchhöfer	18:06:26.336	56:25.999				
42	Nick Catsburg	18:06:46.911	56:46.574				