



ADAC TCR Germany

Result List Free Practice 2



Provisional

Circuit Zandvoort, Length: 4307m

Air temperature: 21.57°C

Track temperature: 27.06°C

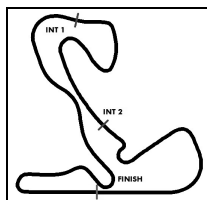
Weather condition: Dry

Reg. Nr.: KNAF 0301.17.196

Friday, July 21, 2017 16:15:00

started : 40 classified : 39 not classified : 1

Nr.	Drivers	Team	Lap	Best Time	Gap	Diff	Kph	Day Time
Cl.	Car	Competitor						
1	22	H.Proczyk(AUT) SEAT Leon TCR	HP Racing HP Racing	8	1:47.134		144.7	16:37:40
2	39	F.Thoma(CHE) VW Golf GTI TCR	JUNIOR TEAM ENGSTLER(DEU) LIQUI MOLY Team Engstler	10	1:47.467	0.333	0.333 144.2	16:38:09
3	14	N.Langeveld(NLD) Audi RS 3 LMS	Racing One Racing One GmbH	6	1:47.576	0.442	0.109 144.1	16:26:57
4	10	A.Buri(FIN) Audi RS 3 LMS	LMS Racing(FIN) LMS Racing	11	1:47.600	0.466	0.024 144.1	16:40:29
5	7	M.Halder(DEU) SEAT Leon TCR	Wolf-Power Racing 2 Wolf-Power Racing	5	1:47.611	0.477	0.011 144.0	16:25:10
6	38	J.Wolfe(USA) VW Golf GTI TCR	TEAM ENGSTLER USA LIQUI MOLY Team Engstler	5	1:47.637	0.503	0.026 144.0	16:24:42
7	94	K.Richard(CHE) Honda Civic TCR	Target Competition UK-SUI(GBR) Target srl.	8	1:47.639	0.505	0.002 144.0	16:31:48
8	56	J.van Lagen(NLD) Audi RS 3 LMS	Bas Koeten Racing 1(NLD) Bas Koeten Racing BV	8	1:47.733	0.599	0.094 143.9	16:35:36
9	36	D.Calcum(DEU) Opel Astra TCR	Schlaeppli Race-Tec(CHE) Schlaeppli Race-Tec	11	1:47.871	0.737	0.138 143.7	16:39:44
10	11	J.Schmarl(AUT) Honda Civic TCR	Target Competition AUT-POR Target srl.	10	1:47.877	0.743	0.006 143.7	16:35:47
11	58	R.Breukers(NLD) SEAT Leon TCR	Bas Koeten Racing 2(NLD) Bas Koeten Racing BV	11	1:48.065	0.931	0.188 143.4	16:38:05
12	41	S.Kirsch(DEU) Honda Civic TCR	Honda Team ADAC Sachsen ADAC Sachsen e.V.	3	1:48.089	0.955	0.024 143.4	16:22:10
13	27	J.Rodrigues(PRT) Honda Civic TCR	Target Competition AUT-POR Target srl.	10	1:48.104	0.970	0.015 143.4	16:38:01
14	18	S.van der Linde(ZAF) Audi RS 3 LMS	AC 1927 Mayen e.V. im ADAC AC 1927 Mayen e.V. im ADAC	4	1:48.147	1.013	0.043 143.3	16:24:29
15	1	J.Files(GBR) Honda Civic TCR	Target Competition UK-SUI(GBR) Target srl.	14	1:48.204	1.070	0.057 143.2	16:58:22
16	8	L.Engstler(DEU) R VW Golf GTI TCR	JUNIOR TEAM ENGSTLER(DEU) LIQUI MOLY Team Engstler	12	1:48.234	1.100	0.030 143.2	16:42:42
17	99	T.Zimmermann(DEU) Audi RS 3 LMS	Target Competition GER Target srl.	10	1:48.324	1.190	0.090 143.1	16:38:18
18	88	M.Oestreich(DEU) Honda Civic TCR	Honda Team ADAC Sachsen ADAC Sachsen e.V.	10	1:48.338	1.204	0.014 143.1	16:46:24
19	19	M.Hofer(AUT) Audi RS 3 LMS	AC 1927 Mayen e.V. im ADAC AC 1927 Mayen e.V. im ADAC	6	1:48.362	1.228	0.024 143.0	16:28:09
20	42	L.Niedertscheider(AUT) SEAT Leon TCR	Niedertscheider Motorsport(AUT) Niedertscheider Motorsport	7	1:48.373	1.239	0.011 143.0	16:30:01
21	78	F.Danz(CHE) SEAT Leon TCR	Schlaeppli Race-Tec(CHE) Schlaeppli Race-Tec	4	1:48.394	1.260	0.021 143.0	16:22:51
22	2	A.Morgan(GBR) SEAT Leon TCR	Wolf-Power Racing 2 Wolf-Power Racing	11	1:48.467	1.333	0.073 142.9	16:38:14
23	13	K.Jordan(DEU) VW Golf GTI TCR	Racing One Racing One GmbH	16	1:48.521	1.387	0.054 142.8	17:01:07
24	17	J.Preisig(CHE) Opel Astra TCR	Lubner Motorsport(DEU) Lubner Motorsport	6	1:48.542	1.408	0.021 142.8	16:26:35
25	44	S.Kaibach(DEU) Audi RS 3 LMS	Aust Motorsport(DEU) Aust Motorsport	6	1:48.550	1.416	0.008 142.8	16:35:58
26	66	R.Jost(CHE) SEAT Leon TCR	TOPCAR Sport TOPCAR Sport	5	1:48.562	1.428	0.012 142.8	16:25:22



ADAC TCR Germany

Result List Free Practice 2



Provisional

Reg. Nr.: KNAF 0301.17.196

Circuit Zandvoort, Length: 4307m

Air temperature: 21.57°C

Track temperature: 27.06°C

Weather condition: Dry

Friday, July 21, 2017 16:15:00

started : 40 classified : 39 not classified : 1

Nr.	Drivers	Team	Lap	Best Time	Gap	Diff	Kph	Day Time
Cl.	Car	Competitor						
27	28 P.Eberle(CHE) SEAT Leon TCR	Steibel Motorsport(CZE) Pascal Eberle	8	1:48.612	1.478	0.050	142.7	16:39:40
28	35 R.Rhyn(CHE) R SEAT Leon TCR	TOPCAR Sport TOPCAR Sport	4	1:48.673	1.539	0.061	142.6	16:23:30
29	57 M.Verhagen(NLD) Audi RS 3 LMS	Bas Koeten Racing 1(NLD) Bas Koeten Racing BV	12	1:48.875	1.741	0.202	142.4	16:41:11
30	3 G.Rdest(POL) Audi RS 3 LMS	Target Competition SWE POL Target srl.	10	1:49.061	1.927	0.186	142.1	16:36:40
31	9 S.Goede(DEU) VW Golf GTI TCR	TEAM ENGSTLER USA LIQUI MOLY Team Engstler	10	1:49.154	2.020	0.093	142.0	16:37:02
32	25 L.Hezemans(NLD) Audi RS 3 LMS	Aust Motorsport(DEU) Aust Motorsport	3	1:49.277	2.143	0.123	141.8	16:21:17
33	54 S.Reicher(AUT) R Audi RS 3 LMS	Certainty Racing Team(NLD) Certainty Racing Team BV	6	1:49.405	2.271	0.128	141.7	16:27:49
34	20 N.Kankkunen(FIN) Audi RS 3 LMS	LMS Racing(FIN) LMS Racing	8	1:49.761	2.627	0.356	141.2	16:41:54
35	84 M.Sandberg(NLD) Audi RS 3 LMS	Racing One 2 Racing One GmbH	21	1:49.855	2.721	0.094	141.1	17:00:26
36	98 T.Lautenschlager(DEU) Audi RS 3 LMS	Target Competition GER Target srl.	4	1:49.929	2.795	0.074	141.0	16:23:04
37	82 T.Kramwinkel(DEU) Audi RS 3 LMS	GermanFLAVOURS Racing GermanFLAVOURS Racing	10	1:49.958	2.824	0.029	141.0	16:38:00
38	12 S.Larsson(SWE) Audi RS 3 LMS	Target Competition SWE POL Target srl.	10	1:50.071	2.937	0.113	140.8	16:36:33
39	64 S.Markert(DEU) Audi RS 3 LMS	GermanFLAVOURS Racing ADAC Berlin-Brandenburg e.V.	3	1:51.038	3.904	0.967	139.6	16:21:34
Not classified								
40	D.Koster(NLD) Audi RS 3 LMS	Certainty Racing Team(NLD) Dillon Koster						

Subject to final scrutineering!

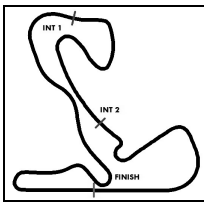
Publication time:	Clerk of the Course: Jeroen Frieman	Timekeeper: Steffen Ruhl
-------------------	-------------------------------------	--------------------------

ver: 1.0

www.adac.de/motorsport

Page 2/ 2 printed: 21.7.2017 17:02

CERTINA
S W I S S W A T C H E S



ADAC TCR Germany



Sector List Free Practice 2

Provisional

Reg. Nr.: KNAF 0301.17.196

Circuit Zandvoort, Length: 4307m

Air temperature: 21.57°C

Track temperature: 27.06°C

Weather condition: Dry

Friday, July 21, 2017 16:15:00

Lap	Time	SE1	SP1	SE2	SP2	SE3	SP3	TSP	Lap	Time	SE1	SP1	SE2	SP2	SE3	SP3	TSP
1 Files, GBR									theoretical besttime: 1:47.717								
1	3:54.281	2:49.838		29.707	185	34.736	188		9	1:48.243	47.633	176	28.496	192	32.114	217	227
2	2:00.269	54.511	137	32.592	142	33.166	216	167	10	1:57.058	47.862	174	31.514	78	37.682	218	226
3	1:49.542	47.990	176	28.593	191	32.959	214	225	11	2:04.146	47.815	173	28.644	190	47.687	36	227
4	1:55.592	50.114	157	31.978	158	33.500	214	224	12	13:07.113	12:06.412	177	28.483	189	32.218	214	
5	2:06.464	47.813	176	28.587	191	50.064	38	229	13	1:48.438	47.764	176	28.588	189	32.086	217	223
6	5:22.783	4:21.142	168	28.804	174	32.837	215		14	1:48.204	47.743	177	28.367	191	32.094	217	224
7	1:51.136	47.396	175	29.236	188	34.504	216	225	15	2:05.987	47.872	172	29.891	118	48.224	32	222
8	1:48.581	47.264	177	29.176	192	32.141	220	225									

2 Morgan, GBR									theoretical besttime: 1:48.342								
1	3:32.915	2:08.399	162	35.904		48.612	44		11	1:48.467	47.741	179	28.465	191	32.261	215	228
2	3:22.157	2:21.363	179	28.562	191	32.232	216		12	1:49.154	47.964	179	28.629	190	32.561	216	226
3	1:48.829	48.070	179	28.537	192	32.222	215	227	13	1:48.911	47.936	180	28.507	190	32.468	215	227
4	1:48.777	48.033	180	28.540	190	32.204	217	225	14	1:49.508	48.322	177	28.687	189	32.499	212	225
5	1:48.855	48.105	180	28.518	191	32.232	216	226	15	2:24.147	54.114	174	34.970	118	55.063	31	175
6	1:48.893	48.174	179	28.535	191	32.184	216	227	16	5:23.545	4:22.116	173	28.959	188	32.470	214	
7	1:48.773	47.750	180	28.608	190	32.415	215	228	17	1:49.813	48.566	179	28.724	188	32.523	213	223
8	1:48.803	48.038	178	28.536	191	32.229	217	226	18	1:49.437	48.135	180	28.580	187	32.722	211	224
9	1:48.504	47.744	180	28.448	191	32.312	217	227	19	2:12.346	48.990	172	29.488	150	53.868	36	221
10	1:48.534	47.933	180	28.426	191	32.175	217	229	20								

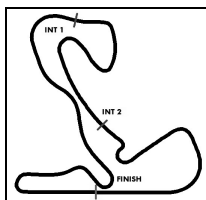
3 Rdest, POL									theoretical besttime: 1:48.841								
1	2:32.305	1:23.125	147	31.099	131	38.081	200		9	1:50.272	49.331	175	28.461	190	32.480	215	217
2	2:04.108	58.764	151	29.719	157	35.625	206	169	10	1:49.061	48.167	180	28.492	190	32.402	217	222
3	1:53.027	50.625	172	29.078	173	33.324	215	194	11	1:49.127	47.978	178	28.584	189	32.565	217	224
4	1:55.828	50.101	173	30.224	156	35.503	213	195	12	1:50.403	48.048	179	28.887	189	33.468	212	229
5	1:51.624	48.840	177	28.900	188	33.884	213	216	13	2:03.081	48.085	180	29.000	189	45.996	46	223
6	1:52.429	49.140	175	29.703	160	33.586	216	223	14	7:42.410	6:24.394	158	29.911	171	48.105	42	
7	2:03.345	49.154	169	29.269	189	44.922	40	207	15	2:40.671	1:27.509	169	29.200	185	43.962	45	
8	3:48.126	2:44.023	157	29.771	178	34.332	212		16								

7 Halder, DEU									theoretical besttime: 1:47.524								
1	2:50.283	1:47.385	156	29.456	175	33.442	216		9	2:02.240	51.452	160	28.800	192	41.988	57	200
2	1:51.873	50.264	176	28.955	194	32.654	218	214	10	10:01.284	8:59.470	158	29.386	161	32.428	218	
3	1:50.531	49.622	158	28.758	192	32.151	218	230	11	1:48.593	47.490	180	28.387	192	32.716	216	230
4	1:49.409	48.416	157	28.741	178	32.252	220	230	12	1:47.867	47.348	178	28.551	192	31.968	217	230
5	1:47.611	47.411	179	28.208	194	31.992	220	231	13	1:48.205	47.578	182	28.461	191	32.166	217	227
6	2:23.613	47.627	181	1:00.921	95	35.065	216	221	14	2:17.284	57.300	119	33.431	138	46.553	60	185
7	1:52.599	47.959	180	32.351	191	32.289	217	224	15	10:05.457	9:04.787	176	28.293	190	32.377	216	
8	1:48.239	47.608	180	28.341	194	32.290	217	229									

8 Engstler, DEU									theoretical besttime: 1:48.067								
1	2:34.306	1:20.480	137	30.668	173	43.158	57		11	1:54.511	51.128	181	30.326	101	33.057	214	210
2	3:38.629	2:36.652	170	29.026	185	32.951	206		12	1:48.234	47.588	178	28.468	188	32.178	214	225
3	1:49.088	48.462	170	28.540	191	32.086	217	220	13	1:48.264	47.565	180	28.665	189	32.034	215	224
4	1:48.557	47.839	176	28.683	190	32.035	217	228	14	1:48.617	47.858	178	28.690	189	32.069	215	225
5	1:49.713	48.139	156	29.416	189	32.158	214	228	15	1:56.802	47.749	180	28.705	188	40.348	59	226
6	1:57.104	48.082	180	28.650	188	40.372	53	225	16	3:20.343	2:19.330	181	28.796	185	32.217	214	
7	3:28.483	2:27.700	180	28.621	187	32.162	216		17	1:48.380	47.719	180	28.569	189	32.092	214	224
8	1:48.870	47.821	180	28.894	191	32.155	215	227	18	1:58.768	47.965	179	28.494	189	42.309	49	224
9	1:58.427	47.961	178	29.703	188	40.763	59	227	19								
10	3:06.452	2:03.788	154	29.828	163	32.836	201										

9 Goede, DEU									theoretical besttime: 1:48.621								
1	2:40.706	1:35.126	157	31.323	155	34.257	208		11	2:15.494	48.013	172	54.233	184	33.248	207	224
2	1:56.274	52.768	124	29.361	188	34.145	207	218	12	1:51.532	48.835	177	30.128	181	32.569	210	215
3	1:53.069	50.514	174	29.165	180	33.390	212	192	13	1:51.806	48.689	176	28.875	186	34.242	207	219
4	1:53.930	50.882	162	29.684	174	33.364	210	202	14	2:13.143	49.760	167	32.125	118	51.258	58	216
5	1:52.201	49.033	177	29.172	187	33.996	210	222	15	6:33.060	5:31.403	175	28.900	187	32.757	210	
6	1:51.557	49.285	175	29.063	185	33.209	210	220	16	1:51.070	49.013	176	29.023	186	33.034	207	220





ADAC TCR Germany



Sector List Free Practice 2

Provisional

Reg. Nr.: KNAF 0301.17.196

Circuit Zandvoort, Length: 4307m

Air temperature: 21.57°C

Track temperature: 27.06°C

Weather condition: Dry

Friday, July 21, 2017 16:15:00

Lap	Time	SE1	SP1	SE2	SP2	SE3	SP3	TSP	Lap	Time	SE1	SP1	SE2	SP2	SE3	SP3	TSP
7	2:06.104	50.239	170	30.310	161	45.555	38	220	17	1:50.035	48.654	177	28.735	187	32.646	210	216
8	4:09.413	3:05.517	159	29.090	186	34.806	212		18	1:51.371	48.447	179	28.897	187	34.027	207	220
9	1:49.271	48.577	178	28.477	188	32.217	211	222	19	1:51.387	49.366	177	28.635	186	33.386	204	217
10	1:49.154	48.430	176	28.391	189	32.333	212	219	20	2:21.210	56.565	137	32.055	144	52.590	38	202

10 Buri, FIN

theoretical besttime: 1:47.470

1	2:44.511	1:39.225	150	30.994	164	34.292	215		8	6:07.672	5:01.961	169	31.746	151	33.965	216	
2	1:53.815	50.873	112	30.722	192	32.220	219	221	9	1:50.214	49.083	164	28.879	191	32.252	217	214
3	1:53.066	52.093	176	28.444	169	32.529	217	203	10	1:47.699	47.387	181	28.492	189	31.820	217	229
4	1:49.058	48.417	171	28.816	192	31.825	217	231	11	1:47.600	47.333	182	28.317	190	31.950	217	231
5	1:48.137	47.526	179	28.625	191	31.986	217	230	12	1:57.538	47.399	175	29.014	173	41.125	55	230
6	1:47.840	47.435	180	28.458	189	31.947	218	230	13								
7	1:59.047	47.380	180	29.705	153	41.962	57	230									

11 Schmarl, AUT

theoretical besttime: 1:47.761

1	2:26.327	1:19.140	137	32.597	147	34.590	212		8	1:49.012	48.022	176	28.556	191	32.434	217	227
2	1:54.016	51.472	172	29.312	177	33.232	215	198	9	1:48.467	48.095	175	28.307	193	32.065	215	228
3	1:50.150	49.232	172	28.531	193	32.387	215	224	10	1:47.877	47.587	178	28.142	194	32.148	216	229
4	1:49.020	48.143	177	28.349	194	32.528	212	221	11	1:47.951	47.594	178	28.325	191	32.032	215	223
5	2:01.440	48.056	174	28.222	193	45.162	50	219	12	2:06.394	50.520	128	31.315	156	44.559	58	226
6	3:32.120	2:30.062	166	29.539	190	32.519	212		13								
7	1:48.134	47.830	178	28.215	190	32.089	216	221									

12 Larsson, SWE

theoretical besttime: 1:49.568

1	2:47.049	1:40.763	143	31.224	174	35.062	207		11	1:53.427	48.441	171	29.921	144	35.065	215	225
2	1:52.997	50.153	146	30.158	189	32.686	219	208	12	1:50.115	48.404	174	29.169	188	32.542	217	219
3	1:55.829	51.358	166	32.032	187	32.439	218	217	13	2:07.579	48.228	177	32.649	98	46.702	45	229
4	1:50.432	49.000	175	28.901	189	32.531	217	216	14	6:09.412	5:07.149	162	29.581	184	32.682	212	
5	1:52.535	48.825	176	29.769	188	33.941	196	219	15	1:50.171	48.363	173	29.322	187	32.486	215	221
6	2:11.312	55.741	165	30.701	128	44.870	56	183	16	1:53.626	50.760	137	30.127	185	32.739	216	223
7	3:31.318	2:24.286	138	33.558	180	33.474	217		17	1:53.070	48.382	176	29.264	188	35.424	192	225
8	1:50.808	48.811	178	29.164	186	32.833	217	215	18	2:06.481	50.946	157	29.978	167	45.557	60	180
9	1:50.187	48.461	175	29.193	186	32.533	215	219	19								
10	1:50.071	48.251	175	29.064	188	32.756	216	225									

13 Jordan, DEU

theoretical besttime: 1:48.437

1	2:19.550	1:11.900	144	32.325	167	35.325	208		9	5:59.015	4:56.680	172	29.415	183	32.920	210	
2	1:51.853	50.117	177	28.862	192	32.874	213	208	10	1:50.970	48.771	176	28.993	187	33.206	211	220
3	2:09.041	51.039	172	29.894	168	48.108	32	223	11	1:51.089	48.966	175	29.122	186	33.001	210	221
4	3:07.576	2:05.161	178	28.935	187	33.480	211		12	2:20.275	58.521	136	32.779	158	48.975	39	207
5	2:06.930	50.657	173	29.920	181	46.353	40	221	13	7:15.886	6:12.111	153	30.585	159	33.190	209	
6	5:46.740	4:44.049	173	29.814	187	32.877	215		14	1:49.055	48.328	176	28.417	188	32.310	212	213
7	1:52.850	49.915	156	30.234	189	32.701	213	220	15	1:48.661	47.880	178	28.571	188	32.210	214	222
8	2:09.442	51.134	152	29.663	182	48.645	33	221	16	1:48.521	47.885	178	28.496	190	32.140	214	223

14 Langeveld, NLD

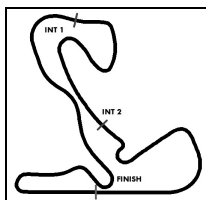
theoretical besttime: 1:47.557

1	2:31.612	1:17.856	128	35.140	110	38.616	189		8	9:38.189	8:33.640	177	28.394	192	36.155	217	
2	2:03.910	57.353	146	31.023	145	35.534	214	162	9	1:48.153	47.497	181	28.412	192	32.244	217	231
3	1:53.027	50.194	168	29.420	169	33.413	216	188	10	1:49.142	47.825	180	28.914	190	32.403	217	228
4	1:52.793	50.103	165	30.564	177	32.126	218	190	11	2:00.713	47.702	180	28.705	187	44.306	43	230
5	1:48.079	47.625	174	28.300	192	32.154	217	232	12	6:25.628	5:10.695	177	28.806	189	46.127	42	
6	1:47.576	47.350	182	28.319	192	31.907	219	231	13	7:43.056	6:29.768	175	28.777	189	44.511	48	
7	1:56.947	47.363	181	28.579	192	41.005	58	233	14	3:43.876	2:30.728	168	28.440	192	44.708	38	

17 Preisig, CHE

theoretical besttime: 1:48.323

1	2:22.701	1:14.495	128	32.168	155	36.038	209		10	4:35.745	3:26.983	137	32.941	158	35.821	201	
2	1:53.522	51.278	169	29.142	179	33.102	212	178	11	2:05.349	51.166	157	30.714	173	43.469	49	193
3	1:51.499	48.931	171	29.899	182	32.669	219	208	12	2:37.465	1:16.495	160	31.163	143	49.807	33	
4	1:49.091	48.225	175	28.496	192	32.370	218	222	13	3:33.192	2:31.185	171	29.008	187	32.999	210	
5	1:49.284	47.777	175	28.723	184	32.784	217	225	14	1:49.968	48.611	173	28.774	180	32.583	212	220
6	1:48.542	47.738	179	28.402	191	32.402	218	227	15	1:50.333	48.899	172	28.832	187	32.602	215	219



ADAC TCR Germany

Sector List Free Practice 2



Provisional

Reg. Nr.: KNAF 0301.17.196

Circuit Zandvoort, Length: 4307m

Air temperature: 21.57°C

Track temperature: 27.06°C

Weather condition: Dry

Friday, July 21, 2017 16:15:00

Lap	Time	SE1	SP1	SE2	SP2	SE3	SP3	TSP	Lap	Time	SE1	SP1	SE2	SP2	SE3	SP3	TSP
7	1:49.729	48.070	176	28.898	187	32.761	215	221	16	2:03.568	48.574	166	30.046	150	44.948	51	221
8	1:49.538	48.351	172	28.926	190	32.261	217	221	17	8:22.930	7:20.165	172	29.506	149	33.259	217	
9	2:07.802	49.014	147	32.515	132	46.273	51	215	18	1:49.184	48.265	172	28.736	192	32.183	215	224

18 van der Linde, ZAF

theoretical besttime: 1:48.036

1	3:51.097	2:41.196		33.247	148	36.654	177		8	1:49.909	47.655	180	28.490	191	33.764	217	230
2	1:58.157	53.462	150	31.230	173	33.465	217	170	9	1:48.643	47.704	179	28.569	190	32.370	216	230
3	1:51.434	48.839	173	29.680	131	32.915	217	230	10	2:00.108	50.846	174	28.454	191	40.808	56	227
4	1:48.147	47.510	177	28.396	191	32.241	215	230	11	6:43.000	5:32.617	177	33.918	72	36.465	216	
5	1:48.258	47.732	170	28.384	188	32.142	215	228	12	1:58.492	47.860	178	28.940	188	41.692	59	228
6	1:48.209	47.534	179	28.458	191	32.217	216	227	13								
7	1:53.508	47.553	179	32.406	139	33.549	217	228									

19 Hofer, AUT

theoretical besttime: 1:48.175

1	3:57.046	2:53.786		29.711	184	33.549	216		10	1:48.589	47.891	179	28.517	192	32.181	217	226
2	1:56.024	52.768	137	30.841	190	32.415	220	190	11	1:48.626	47.824	179	28.611	193	32.191	219	229
3	1:50.156	47.939	178	28.811	174	33.406	219	229	12	1:48.929	47.777	179	28.872	192	32.280	217	229
4	1:48.571	47.745	179	28.782	192	32.044	219	230	13	1:49.151	47.965	179	28.709	190	32.477	219	227
5	1:48.626	47.912	176	28.503	192	32.211	218	229	14	1:49.683	47.871	178	28.975	190	32.837	219	227
6	1:48.362	47.690	179	28.441	193	32.231	217	229	15	1:49.901	48.489	166	29.001	192	32.411	217	228
7	1:48.582	47.774	179	28.630	193	32.178	217	229	16	1:49.133	47.975	179	28.691	192	32.467	216	227
8	1:48.539	47.719	179	28.575	192	32.245	217	229	17	2:24.241	48.115	180	54.749	177	41.377	51	227
9	1:48.593	47.824	178	28.586	193	32.183	218	227	18								

20 Kankkunen, FIN

theoretical besttime: 1:48.945

1	2:43.134	1:36.115	159	32.544	162	34.475	206		8	1:49.761	48.170	175	28.991	188	32.600	212	227
2	1:55.705	51.595	111	31.580	177	32.530	220	220	9	1:59.136	48.230	176	29.170	189	41.736	48	226
3	1:53.362	52.132	169	28.835	189	32.395	212	217	10	9:36.911	8:35.007	173	29.223	189	32.681	211	
4	1:55.880	50.564	147	29.162	190	36.154	214	230	11	1:50.447	48.399	176	29.253	187	32.795	211	226
5	1:51.771	47.923	177	29.665	143	34.183	214	230	12	1:50.144	48.460	175	28.838	189	32.846	210	225
6	1:59.943	49.258	176	28.627	192	42.058	54	197	13	2:02.999	48.905	174	30.775	189	43.319	54	226
7	12:44.028	11:39.704	177	31.001	137	33.323	212		14								

22 Proczyk, AUT

theoretical besttime: 1:47.134

1	3:50.494	2:39.790		32.371	146	38.333	175		6	3:41.925	2:34.495	131	33.362	179	34.068	210	
2	1:59.415	53.347	152	30.124	183	35.944	196	169	7	1:48.715	48.297	177	28.387	189	32.031	215	222
3	2:17.588	58.685	157	31.993	135	46.910	38	194	8	1:47.134	47.264	180	27.998	191	31.872	213	226
4	4:32.116	3:19.002	166	30.114	181	43.000	47		9	1:57.055	47.353	179	28.472	190	41.230	51	226
5	2:42.407	1:28.828	163	29.877	175	43.702	45		10								

25 Hezemans, NLD

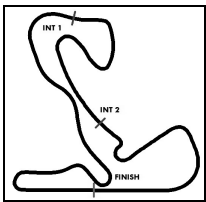
theoretical besttime: 1:48.946

1	2:34.375	1:28.179	174	31.970	99	34.226	215		8	1:49.674	48.258	176	28.842	187	32.574	217	224
2	1:52.980	52.236	172	28.573	192	32.171	218	217	9	2:01.035	48.557	158	29.424	188	43.054	45	227
3	1:49.277	48.291	170	28.583	190	32.403	218	230	10	8:36.078	7:33.723	173	29.228	185	33.127	214	
4	1:49.354	48.202	177	28.577	187	32.575	219	222	11	1:52.661	49.026	177	29.073	187	34.562	201	210
5	2:00.907	48.957	163	29.210	181	42.740	48	223	12	2:06.826	49.053	174	30.079	170	47.694	37	210
6	6:09.306	5:07.817	174	28.699	187	32.790	217		13	9:23.769	8:22.642	175	28.605	182	32.522	215	
7	1:54.957	51.245		31.370	188	32.342	217	220	14	1:50.312	48.368	174	28.841	186	33.103	214	225

27 Rodrigues, PRT

theoretical besttime: 1:48.073

1	2:28.057	1:19.987	134	32.559	142	35.511	209		8	1:54.751	47.736	175	29.632	186	37.383	215	225
2	1:56.773	50.650	174	29.328	181	36.795	211	209	9	1:48.389	47.677	175	28.564	191	32.148	215	223
3	1:50.541	48.960	178	28.873	190	32.708	212	219	10	1:48.104	47.530	177	28.395	191	32.179	212	225
4	1:49.507	48.466	176	28.709	191	32.332	215	224	11	1:49.295	48.200	176	28.876	189	32.219	213	225
5	2:06.609	49.620	163	30.801	177	46.188	48	226	12	1:48.790	47.672	178	28.835	189	32.283	212	225
6	5:26.317	4:23.002	168	30.109	186	33.206	210		13	2:06.480	51.326	161	29.505	188	45.649	45	211
7	1:51.494	48.646	168	29.197	187	33.651	214	216	14								



ADAC TCR Germany



Sector List Free Practice 2

Provisional

Reg. Nr.: KNAF 0301.17.196

Circuit Zandvoort, Length: 4307m

Air temperature: 21.57°C

Track temperature: 27.06°C

Weather condition: Dry

Friday, July 21, 2017 16:15:00

Lap	Time	SE1	SP1	SE2	SP2	SE3	SP3	TSP	Lap	Time	SE1	SP1	SE2	SP2	SE3	SP3	TSP
28 Eberle, CHE									theoretical besttime: 1:48.363								
1	3:24.614	2:00.475	127	42.721		41.418	165		8	1:48.612	47.698	179	28.596	190	32.318	215	226
2	2:11.778	1:00.838	110	32.907	146	38.033	161	144	9	2:01.253	54.110	143	32.935	116	34.208	214	225
3	2:24.744	59.320	143	35.228	107	50.196	45	161	10	1:49.403	48.193	177	28.865	187	32.345	214	222
4	9:22.904	8:21.213	177	29.161	177	32.530	215		11	1:49.506	48.270	178	28.806	188	32.430	215	225
5	1:49.292	48.167	172	29.015	189	32.110	217	223	12	2:05.275	48.016	177	29.144	163	48.115	47	225
6	1:48.901	47.894	176	28.715	189	32.292	215	225	13		8:47.679	150	33.394	134			
7	1:48.686	47.870	179	28.555	188	32.261	216	224									

Lap	Time	SE1	SP1	SE2	SP2	SE3	SP3	TSP	Lap	Time	SE1	SP1	SE2	SP2	SE3	SP3	TSP
35 Rhyn, CHE									theoretical besttime: 1:48.395								
1	2:47.550	1:32.848	148	36.199	134	38.503	169		9	2:04.148	48.096	177	29.767	163	46.285	52	222
2	2:04.360	56.459	138	32.851	164	35.050	210	180	10	3:44.699	2:43.225	177	28.689	191	32.785	215	
3	1:49.663	48.771	177	28.519	191	32.373	215	219	11	1:49.777	47.808	177	28.517	187	33.452	215	226
4	1:48.673	47.937	178	28.419	192	32.317	215	225	12	1:49.136	47.659	179	28.768	189	32.709	215	226
5	1:48.828	47.779	179	28.441	190	32.608	215	222	13	1:53.521	48.115	176	31.313	129	34.093	215	224
6	1:49.171	47.700	177	28.952	187	32.519	217	226	14	2:01.082	48.221	176	29.119	189	43.742	39	223
7	1:49.129	47.911	178	28.750	190	32.468	215	217	15								
8	1:49.344	47.928	179	28.612	191	32.804	212	223									

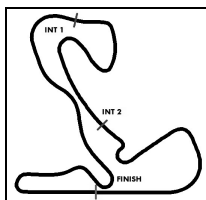
Lap	Time	SE1	SP1	SE2	SP2	SE3	SP3	TSP	Lap	Time	SE1	SP1	SE2	SP2	SE3	SP3	TSP
36 Calcum, DEU									theoretical besttime: 1:47.871								
1	2:17.222	1:12.221	138	31.004	177	33.997	216		10	1:53.284	50.479	174	29.845	156	32.960	218	221
2	1:50.229	49.259		28.594	193	32.376	217	224	11	1:47.871	47.477	178	28.408	192	31.986	220	229
3	1:49.597	48.150	179	28.773	192	32.674	218	229	12	2:04.265	48.992	148	31.704	155	43.569	58	230
4	1:49.787	47.772	180	28.766	188	33.249	217	230	13	4:59.200	3:57.642	176	29.199	187	32.359	216	
5	1:50.315	48.780	177	28.820	188	32.715	217	228	14	2:03.051	49.647	162	30.090	152	43.314	58	225
6	1:49.142	47.854	178	28.681	193	32.607	217	230	15	3:09.619	2:06.698	176	29.669	192	33.252	216	
7	1:48.967	48.004	176	28.567	194	32.396	217	230	16	1:48.568	47.572	181	28.497	193	32.499	217	226
8	2:09.555	49.414	169	32.208	159	47.933	34	227	17	1:59.499	48.522	155	29.339	191	41.638	55	228
9	5:37.989	4:34.780	175	30.947	187	32.262	219										

Lap	Time	SE1	SP1	SE2	SP2	SE3	SP3	TSP	Lap	Time	SE1	SP1	SE2	SP2	SE3	SP3	TSP
38 Wolfe, USA									theoretical besttime: 1:47.637								
1	2:26.513	1:20.903	136	31.273	153	34.337	212		11	1:48.572	48.008	177	28.296	191	32.268	213	227
2	1:50.730	49.419	175	28.591	186	32.720	212	212	12	1:49.124	48.282	177	28.588	191	32.254	211	228
3	1:49.364	48.094	171	28.863	186	32.407	211	225	13	1:49.306	48.246	179	28.585	190	32.475	211	227
4	1:47.884	47.401	179	28.416	193	32.067	217	226	14	1:49.350	47.912	177	28.730	190	32.708	212	225
5	1:47.637	47.387	179	28.212	191	32.038	212	229	15	1:59.871	48.053	179	28.796	190	43.022	41	224
6	1:48.411	47.502	179	28.399	192	32.510	210	228	16	6:05.011	5:03.963	177	28.525	188	32.523	211	
7	1:48.498	47.552	177	28.827	191	32.119	212	226	17	1:49.785	48.167	177	28.895	189	32.723	210	224
8	1:59.305	47.486	178	28.609	190	43.210	44	228	18	1:59.903	47.897	177	28.688	189	43.318	38	224
9	3:57.373	2:55.640	167	29.393	190	32.340	213		19	3:43.994	2:32.562	176	28.832	186	42.600	44	
10	1:48.334	47.850	178	28.383	192	32.101	212	228	20								

Lap	Time	SE1	SP1	SE2	SP2	SE3	SP3	TSP	Lap	Time	SE1	SP1	SE2	SP2	SE3	SP3	TSP
39 Thoma, CHE									theoretical besttime: 1:47.465								
1	3:10.282	2:02.906	124	32.755		34.621	188		8	5:10.495	4:06.818	141	30.410	179	33.267	207	
2	1:56.866	52.482	154	29.704	159	34.680	195	150	9	1:49.157	48.260	178	28.857	188	32.040	214	213
3	1:50.696	49.090	169	29.029	178	32.577	213	189	10	1:47.467	47.217	180	28.329	189	31.921	214	225
4	1:49.650	48.461	171	28.910	188	32.279	213	208	11	1:47.817	47.215	179	28.517	189	32.085	213	224
5	1:48.983	47.876	179	28.479	190	32.628	213	224	12	1:58.922	47.477	178	29.519	185	41.926	59	223
6	1:48.187	47.639	178	28.557	190	31.991	214	225	13								
7	1:56.869	47.743	178	28.737	190	40.389	59	225									

Lap	Time	SE1	SP1	SE2	SP2	SE3	SP3	TSP	Lap	Time	SE1	SP1	SE2	SP2	SE3	SP3	TSP
40 Koster, NLD									theoretical besttime:								
1	5:17.126	3:33.180	87	46.731	88	57.215	54										

Lap	Time	SE1	SP1	SE2	SP2	SE3	SP3	TSP	Lap	Time	SE1	SP1	SE2	SP2	SE3	SP3	TSP
41 Kirsch, DEU									theoretical besttime: 1:47.929								
1	3:29.413	2:19.156	144	36.543		33.714	212		5	20:25.544	19:23.915	166	29.177	186	32.452	212	
2	1:52.928	48.442	177	28.748	136	35.738	215	222	6	3:05.324	48.236	170	53.951	66	1:23.137	33	223
3	1:48.089	47.868	177	28.227	191	31.994	215	225	7								
4	2:10.205	47.708	176	32.110	129	50.387	48	226									



ADAC TCR Germany



Sector List Free Practice 2

Provisional

Reg. Nr.: KNAF 0301.17.196

Circuit Zandvoort, Length: 4307m

Air temperature: 21.57°C

Track temperature: 27.06°C

Weather condition: Dry

Friday, July 21, 2017 16:15:00

Lap	Time	SE1	SP1	SE2	SP2	SE3	SP3	TSP	Lap	Time	SE1	SP1	SE2	SP2	SE3	SP3	TSP
42 Niedertscheider, AUT									theoretical besttime: 1:48.373								
1	3:18.849	2:04.523	130	36.436		37.890	207		9	5:41.672	4:40.487	178	28.600	192	32.585	216	
2	1:59.315	54.054	156	30.500	192	34.761	209	203	10	1:49.344	47.961	179	28.760	191	32.623	215	229
3	2:08.328	55.689	142	34.443	149	38.196	205	208	11	1:50.996	48.187	153	30.256	191	32.553	215	226
4	2:07.876	53.897	143	36.950	142	37.029	213	188	12	1:49.926	47.829	179	29.369	190	32.728	214	227
5	1:50.060	48.714	176	28.747	192	32.599	215	222	13	1:52.574	47.837	178	30.070	138	34.667	213	226
6	1:48.696	47.635	180	28.685	192	32.376	217	228	14	2:04.170	47.920	177	30.433	164	45.817	43	225
7	1:48.373	47.629	180	28.522	192	32.222	218	229	15								
8	1:58.822	47.763	179	28.763	193	42.296	49	230									

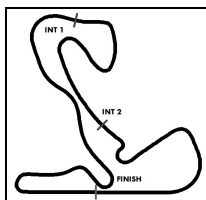
Lap	Time	SE1	SP1	SE2	SP2	SE3	SP3	TSP	Lap	Time	SE1	SP1	SE2	SP2	SE3	SP3	TSP
44 Kaibach, DEU									theoretical besttime: 1:47.891								
1	9:19.262	8:02.876	120	38.512	118	37.874	167		9	1:49.542	47.705	178	28.577	188	33.260	214	226
2	2:21.713	57.490	98	33.653	159	50.570	48	164	10	1:51.047	48.218	172	29.025	189	33.804	200	226
3	3:50.159	2:46.487	164	29.593	175	34.079	214		11	2:06.882	52.512	176	29.311	184	45.059	49	216
4	1:49.194	48.231	175	28.874	189	32.089	216	218	12	6:26.627	5:20.767	163	32.622	179	33.238	215	
5	1:48.773	48.074	176	28.733	191	31.966	216	229	13	1:54.490	52.079	158	29.653	188	32.758	213	226
6	1:48.550	48.020	172	28.220	191	32.310	215	228	14	1:52.726	49.690	156	30.369	186	32.667	213	225
7	2:00.959	47.905	179	28.575	190	44.479	50	227	15	2:07.252	49.039	130	30.750	161	47.463	41	225
8	4:15.296	3:13.429	179	29.126	185	32.741	213										

Lap	Time	SE1	SP1	SE2	SP2	SE3	SP3	TSP	Lap	Time	SE1	SP1	SE2	SP2	SE3	SP3	TSP
54 Reicher, AUT									theoretical besttime: 1:48.756								
1	3:35.915	2:25.858	123	35.350		34.707	210		10	1:49.752	48.272	177	28.844	191	32.636	216	227
2	1:53.898	50.693	150	30.049	182	33.156	215	213	11	1:49.713	48.201	178	28.736	191	32.776	216	227
3	1:49.784	48.649	177	28.679	190	32.456	215	212	12	1:51.443	48.948	158	29.597	188	32.898	215	228
4	1:50.696	48.098	178	28.763	189	33.835	214	222	13	1:50.179	48.316	177	28.909	189	32.954	215	228
5	1:49.610	48.316	178	28.630	191	32.664	215	224	14	2:01.608	49.123	173	29.421	185	43.064	53	227
6	1:49.405	48.150	177	28.575	191	32.680	215	227	15	5:09.998	3:58.366	149	36.208	132	35.424	182	
7	1:49.767	48.264	177	28.865	189	32.638	216	227	16	1:50.312	49.509	173	28.626	190	32.177	216	194
8	1:49.901	48.514	178	28.632	191	32.755	215	228	17	2:10.363	48.004	171	32.396	118	49.963	40	227
9	1:51.513	49.856	170	28.907	190	32.750	216	226	18								

Lap	Time	SE1	SP1	SE2	SP2	SE3	SP3	TSP	Lap	Time	SE1	SP1	SE2	SP2	SE3	SP3	TSP
56 van Lagen, NLD									theoretical besttime: 1:47.376								
1	2:16.241	1:14.132	166	29.400	189	32.709	216		9	1:47.735	47.514	180	28.196	190	32.025	217	229
2	1:47.898	47.582		28.253	191	32.063	216	227	10	2:02.197	47.874	171	29.706	189	44.617	40	230
3	1:47.889	47.269	180	28.574	190	32.046	217	228	11	9:26.057	8:24.750	178	28.725	186	32.582	215	
4	1:47.817	47.446	178	28.460	191	31.911	216	230	12	1:49.678	47.582	179	29.341	181	32.755	216	228
5	1:57.543	47.585	180	28.375	190	41.583	49	228	13	1:49.302	47.687	180	28.444	190	33.171	212	227
6	7:23.124	6:22.106	177	28.255	187	32.763	215		14	2:02.927	47.945	173	29.082	188	45.900	34	225
7	1:48.174	47.410	179	28.495	188	32.269	215	228	15								
8	1:47.733	47.403	179	28.240	190	32.090	216	228									

Lap	Time	SE1	SP1	SE2	SP2	SE3	SP3	TSP	Lap	Time	SE1	SP1	SE2	SP2	SE3	SP3	TSP
57 Verhagen, NLD									theoretical besttime: 1:48.636								
1	2:24.491	1:18.220	125	32.295	174	33.976	217		10	1:48.950	47.947	179	28.566	191	32.437	216	229
2	1:53.183	49.832	170	29.696	179	33.655	219	221	11	1:50.349	48.062	170	29.372	188	32.915	215	228
3	1:50.366	48.676	179	29.141	188	32.549	219	214	12	1:48.875	47.749	176	28.534	190	32.592	216	227
4	1:51.376	49.319	171	28.533	192	33.524	211	215	13	2:02.852	48.867	164	29.919	175	44.066	45	227
5	1:50.640	49.000	177	28.786	186	32.854	214	197	14	6:09.502	4:52.405	167	30.333	180	46.764	47	
6	2:01.779	48.353	168	30.237	182	43.189	43	227	15	7:13.095	5:56.464	151	31.398	159	45.233	52	
7	5:09.085	4:03.066	151	30.711	151	35.308	217		16	2:50.838	1:37.640	157	30.088	181	43.110	52	
8	1:52.176	47.796	179	30.932	172	33.448	216	225	17	2:20.277	1:15.483	162	30.335	174	34.459	209	
9	1:49.241	48.111	176	28.776	189	32.354	217	227									

Lap	Time	SE1	SP1	SE2	SP2	SE3	SP3	TSP	Lap	Time	SE1	SP1	SE2	SP2	SE3	SP3	TSP
58 Breukers, NLD									theoretical besttime: 1:47.932								
1	2:22.876	1:16.505	161	30.801	138	35.570	215		8	1:48.576	47.563	175	28.694	188	32.319	215	226
2	1:51.775	48.806	169	30.573	182	32.396	215	226	9	1:57.066	49.770	157	30.857	149	36.439	216	227
3	1:49.408	48.081	174	29.031	190	32.296	217	227	10	1:48.332	47.496	176	28.799	189	32.037	215	229
4	1:48.562	47.760	176	28.626	190	32.176	217	230	11	1:48.065	47.452	176	28.619	188	31.994	214	227
5	2:01.110	50.130	175	29.255	173	41.725	59	208	12	2:05.566	52.775	168	29.369	175	43.422	57	194
6	4:00.907	2:59.342	173	28.911	187	32.654	215		13	4:28.902	3:17.898	155	30.463	170	40.541	59	
7	1:48.417	47.319	176	28.786	189	32.312	213	227	14								



ADAC TCR Germany

Sector List Free Practice 2



Provisional

Reg. Nr.: KNAF 0301.17.196

Circuit Zandvoort, Length: 4307m

Air temperature: 21.57°C

Track temperature: 27.06°C

Weather condition: Dry

Friday, July 21, 2017 16:15:00

Lap	Time	SE1	SP1	SE2	SP2	SE3	SP3	TSP	Lap	Time	SE1	SP1	SE2	SP2	SE3	SP3	TSP
64	Markert, DEU								theoretical besttime: 1:49.509								
1	2:51.060	1:48.282	141	29.810	185	32.968	215		5	5:02.618	4:00.592	180	28.863	189	33.163	216	
2	1:51.663	49.960	179	29.355	191	32.348	218	225	6	2:26.480	48.475	170	33.733	107	1:04.272	37	228
3	1:51.038	49.375	163	29.188	191	32.475	217	233	7								
4	2:00.946	48.298	178	29.004	190	43.644	50	230									

66	Jost, CHE								theoretical besttime: 1:48.415								
1	2:41.945	1:33.638	154	34.051	184	34.256	210		11	1:49.556	48.384	180	28.662	192	32.510	216	223
2	1:55.476	52.248	111	29.656	192	33.572	216	218	12	1:53.440	48.249	176	32.432	175	32.759	218	228
3	2:06.798	50.857	171	35.884	117	40.057	216	175	13	1:50.152	48.439	177	29.100	174	32.613	217	225
4	1:48.975	48.214	178	28.613	192	32.148	217	227	14	1:53.968	48.685	176	32.039	148	33.244	215	224
5	1:48.562	48.158	178	28.332	193	32.072	216	228	15	1:50.672	48.434	179	29.348	190	32.890	212	225
6	1:49.107	48.269	177	28.565	193	32.273	215	227	16	2:02.393	49.245	170	29.562	190	43.586	57	224
7	2:04.044	48.514	177	31.381	121	44.149	38	223	17	6:19.143	5:14.597	176	29.432	182	35.114	215	
8	3:40.310	2:39.220	176	28.683	192	32.407	215		18	1:51.740	49.520	177	29.357	189	32.863	214	224
9	1:49.168	48.069	178	28.682	191	32.417	217	225	19	2:11.769	54.120	124	32.751	141	44.898	57	224
10	1:49.233	48.011	178	28.572	191	32.650	216	223	20								

78	Danz, CHE								theoretical besttime: 1:48.193								
1	2:20.225	1:11.281	155	33.339	139	35.605	210		8	4:38.333	3:36.506	118	29.478	192	32.349	216	
2	1:52.748	51.136	173	28.858	193	32.754	214	203	9	1:49.326	47.925	175	28.602	192	32.799	213	225
3	1:50.021	48.800	176	28.646	193	32.575	216	224	10	1:51.063	49.420	157	29.186	191	32.457	216	225
4	1:48.394	47.866	180	28.326	193	32.202	217	225	11	1:51.130	48.043	179	28.738	191	34.349	203	224
5	1:49.250	48.094	180	28.669	190	32.487	215	225	12	2:06.951	49.634	152	31.562	135	45.755	59	219
6	1:48.576	47.707	180	28.284	193	32.585	215	225	13								
7	2:02.257	47.936	180	28.569	186	45.752	46	225									

82	Kramwinkel, DEU								theoretical besttime: 1:49.692								
1	2:54.128	1:49.293	151	30.339	172	34.496	211		11	1:57.258	49.659	174	31.790	172	35.809	216	182
2	1:54.916	51.056	166	30.346	185	33.514	214	187	12	1:51.303	48.932	176	29.220	188	33.151	215	221
3	1:50.541	48.825	175	29.003	191	32.713	216	223	13	1:54.468	48.990	177	29.298	189	36.180	194	225
4	1:50.008	48.405	176	28.925	191	32.678	217	227	14	1:52.999	50.775	177	29.208	190	33.016	213	206
5	1:56.284	50.107	173	31.519	119	34.658	217	229	15	2:02.493	49.076	176	29.406	188	44.011	59	217
6	1:51.473	49.345	171	29.340	191	32.788	216	226	16	5:33.829	4:30.867	174	29.509	186	33.453	212	
7	2:00.964	48.230	177	29.005	191	43.729	52	228	17	1:52.964	48.986	176	30.703	189	33.275	214	222
8	5:01.869	3:57.269	173	31.482	174	33.118	216		18	1:51.361	48.856	175	29.275	189	33.230	211	226
9	1:50.201	48.561	176	29.020	191	32.620	217	226	19	1:53.509	49.181	175	29.233	190	35.095	212	222
10	1:49.958	48.378	177	28.842	191	32.738	214	227	20	1:51.509	49.089	176	29.111	190	33.309	213	224

84	Sandberg, NLD								theoretical besttime: 1:49.468								
1	3:44.590	2:27.620	123	36.687		40.283	163		12	2:04.466	49.035	176	28.874	189	46.557	39	220
2	2:01.730	56.123	152	30.293	172	35.314	207	166	13	5:45.226	4:36.006	131	33.031	139	36.189	177	
3	1:58.698	52.082	143	30.966	165	35.650	210	206	14	1:57.004	53.803	169	29.141	181	34.060	208	166
4	2:03.146	52.943	161	33.072	133	37.131	210	210	15	1:51.948	49.995	172	28.991	183	32.962	215	211
5	1:55.255	50.308	145	31.529	177	33.418	215	210	16	1:50.511	48.953	177	28.812	188	32.746	213	225
6	1:51.003	49.611	177	28.817	187	32.575	216	214	17	1:50.312	48.710	179	28.838	189	32.764	215	225
7	1:50.822	49.236	176	28.938	189	32.648	215	214	18	1:50.193	48.445	178	28.890	188	32.858	211	225
8	1:50.335	48.907	176	28.810	190	32.618	216	224	19	1:50.375	48.535	178	29.205	187	32.635	215	223
9	1:49.958	48.847	174	28.553	188	32.558	217	229	20	1:50.217	48.643	179	28.796	188	32.778	213	225
10	1:50.409	49.015	176	28.618	191	32.776	215	221	21	1:49.855	48.361	177	28.940	189	32.554	214	226
11	1:50.037	48.681	177	28.700	190	32.656	215	224									

88	Oestreich, DEU								theoretical besttime: 1:48.157								
1	3:08.265	2:02.016	139	32.243		34.006	205		7	1:49.345	48.450	176	28.455	191	32.440	214	221
2	1:50.933	49.355	174	28.806	191	32.772	213	215	8	1:58.617	48.268	176	28.587	191	41.762	50	225
3	1:49.772	48.759	176	28.623	191	32.390	214	218	9	7:42.314	6:35.062	149	32.744	160	34.508	212	
4	1:58.941	48.239	175	28.794	191	41.908	54	225	10	1:48.338	47.648	177	28.609	189	32.081	213	222
5	7:27.081	6:23.003	174	28.851	187	35.227	215		11	2:03.611	47.621	178	28.915	188	47.075	39	224
6	1:49.930	48.705	175	28.759	191	32.466	213	200	12								



ADAC TCR Germany



Sector List Free Practice 2

Provisional

Reg. Nr.: KNAF 0301.17.196

Circuit Zandvoort, Length: 4307m

Air temperature: 21.57°C

Track temperature: 27.06°C

Weather condition: Dry

Friday, July 21, 2017 16:15:00

Lap	Time	SE1	SP1	SE2	SP2	SE3	SP3	TSP	Lap	Time	SE1	SP1	SE2	SP2	SE3	SP3	TSP
94	Richard, CHE								theoretical besttime: 1:47.301								
1	2:18.794	1:15.153	153	29.423	168	34.218	214		9	1:47.946	47.460	180	28.324	192	32.162	216	226
2	1:50.014	49.222		28.461	193	32.331	214	224	10	1:48.220	47.525	177	28.375	191	32.320	215	226
3	1:48.587	47.869	177	28.452	193	32.266	219	226	11	2:17.967	53.392	144	31.527	138	53.048	34	227
4	1:48.882	47.976	179	28.337	190	32.569	215	225	12	14:54.829	13:53.785	176	28.562	189	32.482	212	
5	2:05.379	49.048	177	29.981	162	46.350	59	227	13	1:48.249	47.428	179	28.698	189	32.123	213	224
6	3:20.587	2:19.899	173	28.383	192	32.305	214		14	1:48.167	47.402	180	28.377	191	32.388	213	224
7	1:47.769	47.716	178	28.219	192	31.834	215	226	15	2:21.363	57.197	142	31.715	140	52.451	37	185
8	1:47.639	47.248	180	28.255	194	32.136	215	228									

98	Lautenschlager, DEU								theoretical besttime: 1:49.485								
1	2:28.330	1:22.004	132	31.149	141	35.177	212		8	1:50.125	48.528	176	28.820	187	32.777	212	224
2	1:54.530	51.644	174	28.969	170	33.917	214	189	9	1:50.952	48.485	178	28.833	186	33.634	213	224
3	1:50.912	48.796	174	29.236	185	32.880	213	224	10	2:27.917	52.175	126	38.444	115	57.298	35	224
4	1:49.929	48.705	177	28.584	190	32.640	215	224	11	3:35.929	2:05.189	132	36.798	112	53.942	36	
5	2:27.464	53.910	111	40.099	85	53.455	39	226	12	6:06.246	5:03.865	175	28.897	186	33.484	212	
6	16:45.306	15:43.398	176	29.166	186	32.742	213		13	1:50.304	48.261	180	28.962	189	33.081	215	224
7	1:50.264	48.630	177	28.826	185	32.808	213	223									

99	Zimmermann, DEU								theoretical besttime: 1:48.200								
1	3:44.239	2:33.775		35.004		35.460	215		9	1:55.683	53.894	161	29.403	189	32.386	217	190
2	1:49.657	48.063	178	29.035	193	32.559	217	226	10	1:48.324	47.546	179	28.501	191	32.277	217	229
3	2:00.691	47.872	181	31.052	99	41.767	215	229	11	1:49.183	47.595	179	28.696	190	32.892	217	229
4	1:49.209	47.887	177	28.938	190	32.384	217	228	12	1:48.490	47.543	182	28.706	190	32.241	218	229
5	1:48.712	47.893	180	28.477	191	32.342	215	228	13	2:03.966	47.796	173	31.028	147	45.142	51	226
6	1:48.948	47.936	179	28.563	192	32.449	216	226	14	12:40.978	11:38.650	168	29.590	183	32.738	217	
7	2:01.901	48.944	172	29.393	186	43.564	52	228	15	1:48.563	47.662	181	28.428	190	32.473	216	227
8	4:30.674	3:07.292	103	47.070	177	36.312	217		16	2:03.355	47.531	181	29.841	144	45.983	42	228



ADAC TCR Germany

Top speed list Free Practice 2



Provisional

Reg. Nr.: KNAF 0301.17.196

Circuit Zandvoort, Length: 4307m

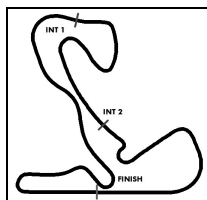
Air temperature: 21.57°C

Track temperature: 27.06°C

Weather condition: Dry

Friday, July 21, 2017 16:15:00

#	Name (NAT)	Team	Car name	Speed	Lap	Race time
64	Sven Markert (DEU)	GermanFLAVOURS Racing	Audi RS 3 LMS	233.26	3	4:45.629
14	Niels Langeveld (NLD)	Racing One	Audi RS 3 LMS	233.26	7	11:59.900
10	Antti Buri (FIN)	LMS Racing (FIN)	Audi RS 3 LMS	231.75	4	6:34.314
7	Mike Halder (DEU)	Wolf-Power Racing 2	SEAT Leon TCR	231.26	5	8:25.003
25	Loris Hezemans (NLD)	Aust Motorsport (DEU)	Audi RS 3 LMS	230.76	3	4:30.286
18	Sheldon van der Linde (ZAF)	AC 1927 Mayen e.V. im ADAC	Audi RS 3 LMS	230.76	4	7:43.615
56	Jaap van Lagen (NLD)	Bas Koeten Racing 1 (NLD)	Audi RS 3 LMS	230.27	4	5:54.967
36	Dino Calcum (DEU)	Schlaeppli Race-Tec (CHE)	Opel Astra TCR	230.27	4	5:59.968
58	Rik Breukers (NLD)	Bas Koeten Racing 2 (NLD)	SEAT Leon TCR	230.27	4	6:06.993
20	Niko Kankkunen (FIN)	LMS Racing (FIN)	Audi RS 3 LMS	230.27	4	6:35.140
19	Max Hofer (AUT)	AC 1927 Mayen e.V. im ADAC	Audi RS 3 LMS	230.27	4	7:46.147
42	Lukas Niedertscheider (AUT)	Niedertscheider Motorsport (AUT)	SEAT Leon TCR	230.27	8	15:04.430
99	Tim Zimmermann (DEU)	Target Competition GER	Audi RS 3 LMS	229.78	3	5:36.834
82	Thomas Kramwinkel (DEU)	GermanFLAVOURS Racing	Audi RS 3 LMS	229.78	5	8:32.530
11	Jürgen Schmarl (AUT)	Target Competition AUT-POR	Honda Civic TCR	229.78	10	19:01.657
12	Simon Larsson (SWE)	Target Competition SWE POL	Audi RS 3 LMS	229.78	13	25:19.011
38	Jason Wolfe (USA)	TEAM ENGSTLER USA	VW Golf GTI TCR	229.29	5	7:57.439
1	Josh Files (GBR)	Target Competition UK-SUI (GBR)	Honda Civic TCR	229.29	5	9:42.673
84	Maurits Sandberg (NLD)	Racing One 2	Audi RS 3 LMS	229.29	9	17:18.528
44	Sandro Kaibach (DEU)	Aust Motorsport (DEU)	Audi RS 3 LMS	229.29	5	17:23.283
2	Alex Morgan (GBR)	Wolf-Power Racing 2	SEAT Leon TCR	229.29	10	19:39.436
57	Michael Verhagen (NLD)	Bas Koeten Racing 1 (NLD)	Audi RS 3 LMS	229.29	10	20:45.281
3	Gosia Rdest (POL)	Target Competition SWE POL	Audi RS 3 LMS	229.29	12	23:32.199
8	Luca Engstler (DEU)	JUNIOR TEAM ENGSTLER (DEU)	VW Golf GTI TCR	228.81	5	9:53.521
54	Simon Reicher (AUT)	Certainty Racing Team (NLD)	Audi RS 3 LMS	228.81	8	14:42.031
94	Kris Richard (CHE)	Target Competition UK-SUI (GBR)	Honda Civic TCR	228.81	8	15:02.965
66	Ronny Jost (CHE)	TOPCAR Sport	SEAT Leon TCR	228.32	5	8:36.142
17	Jasmin Preisig (CHE)	Lubner Motorsport (DEU)	Opel Astra TCR	227.84	6	9:49.026
98	Tom Lautenschlager (DEU)	Target Competition GER	Audi RS 3 LMS	226.89	5	8:06.667
27	Jose Rodrigues (PRT)	Target Competition AUT-POR	Honda Civic TCR	226.89	5	8:07.855
35	Rudolf Rhyn (CHE)	TOPCAR Sport	SEAT Leon TCR	226.89	6	10:22.043
22	Harald Proczyk (AUT)	HP Racing	SEAT Leon TCR	226.89	8	20:55.625
28	Pascal Eberle (CHE)	Steibel Motorsport (CZE)	SEAT Leon TCR	226.89	8	22:53.886
41	Steve Kirsch (DEU)	Honda Team ADAC Sachsen	Honda Civic TCR	226.41	4	7:13.409
78	Fabian Danz (CHE)	Schlaeppli Race-Tec (CHE)	SEAT Leon TCR	225.94	4	6:05.970
88	Moritz Oestreich (DEU)	Honda Team ADAC Sachsen	Honda Civic TCR	225.94	8	19:57.250
39	Florian Thoma (CHE)	JUNIOR TEAM ENGSTLER (DEU)	VW Golf GTI TCR	225.46	7	12:27.656
9	Stefan Goede (DEU)	TEAM ENGSTLER USA	VW Golf GTI TCR	224.06	11	22:04.692
13	Kai Jordan (DEU)	Racing One	VW Golf GTI TCR	223.60	3	4:14.406



ADAC TCR Germany

Result List Combined Free Practice Combined



Provisional

Reg. Nr.: KNAF 0301.17.196

Circuit Zandvoort, Length: 4307m

Air temperature: N/A°C

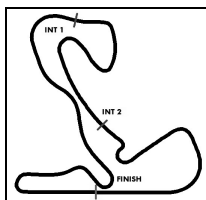
Track temperature: N/A°C

Weather condition: Dry

Friday, July 21, 2017 16:15:00

started : 40 classified : 40 not classified : 0

Nr.	Drivers	Team	Time 1	Time 2	Time 3	Gap
Cl.	Car	Competitor				
1	56 J.van Lagen Audi RS 3 LMS	Bas Koeten Racing 1(NLD) Bas Koeten Racing BV	1:47.079	1:47.733		
2	22 H.Proczyk SEAT Leon TCR	HP Racing HP Racing	1:47.080	1:47.134		0.001
3	2 A.Morgan SEAT Leon TCR	Wolf-Power Racing 2 Wolf-Power Racing	1:47.097	1:48.467		0.018
4	38 J.Wolfe VW Golf GTI TCR	TEAM ENGSTLER USA LIQUI MOLY Team Engstler	1:47.231	1:47.637		0.152
5	10 A.Buri Audi RS 3 LMS	LMS Racing(FIN) LMS Racing	1:47.242	1:47.600		0.163
6	39 F.Thoma VW Golf GTI TCR	JUNIOR TEAM ENGSTLER(DEU) LIQUI MOLY Team Engstler	1:48.070	1:47.467		0.388
7	41 S.Kirsch Honda Civic TCR	Honda Team ADAC Sachsen ADAC Sachsen e.V.	1:47.510	1:48.089		0.431
8	8 L.Engstler R VW Golf GTI TCR	JUNIOR TEAM ENGSTLER(DEU) LIQUI MOLY Team Engstler	1:47.534	1:48.234		0.455
9	14 N.Langeveld Audi RS 3 LMS	Racing One Racing One GmbH	1:47.960	1:47.576		0.497
10	7 M.Halder SEAT Leon TCR	Wolf-Power Racing 2 Wolf-Power Racing	1:48.064	1:47.611		0.532
11	94 K.Richard Honda Civic TCR	Target Competition UK-SUI(GBR) Target srl.	1:48.459	1:47.639		0.560
12	1 J.Files Honda Civic TCR	Target Competition UK-SUI(GBR) Target srl.	1:47.806	1:48.204		0.727
13	36 D.Calcum Opel Astra TCR	Schlaeppli Race-Tec(CHE) Schlaeppli Race-Tec	1:48.108	1:47.871		0.792
14	11 J.Schmarl Honda Civic TCR	Target Competition AUT-POR Target srl.	1:48.003	1:47.877		0.798
15	18 S.van der Linde Audi RS 3 LMS	AC 1927 Mayen e.V. im ADAC AC 1927 Mayen e.V. im ADAC	1:47.962	1:48.147		0.883
16	58 R.Breukers SEAT Leon TCR	Bas Koeten Racing 2(NLD) Bas Koeten Racing BV	1:48.059	1:48.065		0.980
17	27 J.Rodrigues Honda Civic TCR	Target Competition AUT-POR Target srl.	1:48.888	1:48.104		1.025
18	13 K.Jordan VW Golf GTI TCR	Racing One Racing One GmbH	1:48.197	1:48.521		1.118
19	20 N.Kankkunen Audi RS 3 LMS	LMS Racing(FIN) LMS Racing	1:48.223	1:49.761		1.144
20	44 S.Kaibach Audi RS 3 LMS	Aust Motorsport(DEU) Aust Motorsport	1:48.276	1:48.550		1.197
21	99 T.Zimmermann Audi RS 3 LMS	Target Competition GER Target srl.	1:48.568	1:48.324		1.245
22	88 M.Oestreich Honda Civic TCR	Honda Team ADAC Sachsen ADAC Sachsen e.V.	1:49.102	1:48.338		1.259
23	19 M.Hofer Audi RS 3 LMS	AC 1927 Mayen e.V. im ADAC AC 1927 Mayen e.V. im ADAC	1:48.682	1:48.362		1.283
24	42 L.Niedertscheider SEAT Leon TCR	Niedertscheider Motorsport(AUT) Niedertscheider Motorsport	1:48.517	1:48.373		1.294
25	78 F.Danz SEAT Leon TCR	Schlaeppli Race-Tec(CHE) Schlaeppli Race-Tec		1:48.394		1.315
26	17 J.Preisig Opel Astra TCR	Lubner Motorsport(DEU) Lubner Motorsport	1:48.403	1:48.542		1.324



ADAC TCR Germany

Result List Combined Free Practice Combined



Provisional

Reg. Nr.: KNAF 0301.17.196

Circuit Zandvoort, Length: 4307m

Air temperature: N/A°C

Track temperature: N/A°C

Weather condition: Dry

Friday, July 21, 2017 16:15:00

started : 40 classified : 40 not classified : 0

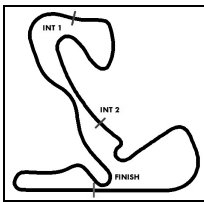
Nr.	Drivers	Team	Time 1	Time 2	Time 3	Gap
Cl.	Car	Competitor				
27	54 S.Reicher R Audi RS 3 LMS	Certainty Racing Team(NLD) Certainty Racing Team BV	1:48.441	1:49.405		1.362
28	66 R.Jost SEAT Leon TCR	TOPCAR Sport TOPCAR Sport	1:48.789	1:48.562		1.483
29	28 P.Eberle SEAT Leon TCR	Steibel Motorsport(CZE) Pascal Eberle		1:48.612		1.533
30	57 M.Verhagen Audi RS 3 LMS	Bas Koeten Racing 1(NLD) Bas Koeten Racing BV	1:48.627	1:48.875		1.548
31	35 R.Rhyn R SEAT Leon TCR	TOPCAR Sport TOPCAR Sport	1:48.959	1:48.673		1.594
32	82 T.Kramwinkel Audi RS 3 LMS	GermanFLAVOURS Racing GermanFLAVOURS Racing	1:48.822	1:49.958		1.743
33	3 G.Rdest Audi RS 3 LMS	Target Competition SWE POL Target srl.	1:49.272	1:49.061		1.982
34	9 S.Goede VW Golf GTI TCR	TEAM ENGSTLER USA LIQUI MOLY Team Engstler	1:49.169	1:49.154		2.075
35	40 D.Koster Audi RS 3 LMS	Certainty Racing Team(NLD) Dillon Koster	1:49.164			2.085
36	25 L.Hezemans Audi RS 3 LMS	Aust Motorsport(DEU) Aust Motorsport	1:50.668	1:49.277		2.198
37	84 M.Sandberg Audi RS 3 LMS	Racing One 2 Racing One GmbH	1:49.895	1:49.855		2.776
38	98 T.Lautenschlager Audi RS 3 LMS	Target Competition GER Target srl.	1:50.305	1:49.929		2.850
39	12 S.Larsson Audi RS 3 LMS	Target Competition SWE POL Target srl.	1:50.028	1:50.071		2.949
40	64 S.Markert Audi RS 3 LMS	GermanFLAVOURS Racing ADAC Berlin-Brandenburg e.V.	1:50.582	1:51.038		3.503

Subject to final scrutineering!

Publication time:

Clerk of the Course: Jeroen Frieman

Timekeeper: Steffen Ruhl



ADAC TCR Germany

Qualifying Groups

Provisional



Circuit Zandvoort, Length: 4307m

Air temperature: N/A°C

Track temperature: N/A°C

Weather condition: Dry

Reg. Nr.: KNAF 0301.17.196

Saturday, July 22, 2017 10:45:00

GROUP A		GROUP B	
#	Team Name	#	Team Name
Driver Name, Country		Driver Name, Country	
22	HP Racing Proczyk Harald (AUT)	56	Bas Koeten Racing 1 van Lagen Jaap (NLD)
38	TEAM ENGSTLER USA Wolfe Jason (USA)	2	Wolf-Power Racing 2 Morgan Alex (GBR)
39	JUNIOR TEAM ENGSTLER Thoma Florian (CHE)	10	LMS Racing Buri Antti (FIN)
8	JUNIOR TEAM ENGSTLER Engstler Luca (DEU)	41	Honda Team ADAC Sachsen Kirsch Steve (DEU)
7	Wolf-Power Racing 2 Halder Mike (DEU)	14	Racing One Langeveld Niels (NLD)
1	Target Competition UK-SUI Files Josh (GBR)	94	Target Competition UK-SUI Richard Kris (CHE)
11	Target Competition AUT-POR Schmarl Jürgen (AUT)	36	Schlaeppli Race-Tec Calcum Dino (DEU)
58	Bas Koeten Racing 2 Breukers Rik (NLD)	18	AC 1927 Mayen e.V. im ADAC van der Linde Sheldon (ZAF)
13	Racing One Jordan Kai (DEU)	27	Target Competition AUT-POR Rodrigues Jose (PRT)
44	Aust Motorsport Kaibach Sandro (DEU)	20	LMS Racing Kankkunen Niko (FIN)
88	Honda Team ADAC Sachsen Oestreich Moritz (DEU)	99	Target Competition GER Zimmermann Tim (DEU)
42	Niedertscheider Motorsport Niedertscheider Lukas (AUT)	19	AC 1927 Mayen e.V. im ADAC Hofer Max (AUT)
17	Lubner Motorsport Preisig Jasmin (CHE)	78	Schlaeppli Race-Tec Danz Fabian (CHE)
66	TOPCAR Sport Jost Ronny (CHE)	54	Certainty Racing Team Reicher Simon (AUT)
57	Bas Koeten Racing 1 Verhagen Michael (NLD)	28	Steibel Motorsport Eberle Pascal (CHE)
82	GermanFLAVOURS Racing Kramwinkel Thomas (DEU)	35	TOPCAR Sport Rhyn Rudolf (CHE)
9	TEAM ENGSTLER USA Goede Stefan (DEU)	3	Target Competition SWE POL Rdest Gosia (POL)
25	Aust Motorsport Hezemans Loris (NLD)	40	Certainty Racing Team Koster Dillon (NLD)



ADAC TCR Germany

Qualifying Groups

Provisional

Reg. Nr.: KNAF 0301.17.196

Saturday, July 22, 2017 10:45:00



Circuit Zandvoort, Length: 4307m

Air temperature: N/A°C

Track temperature: N/A°C

Weather condition: Dry

GROUP A

#	Team Name
	Driver Name, Country
98	Target Competition GER
	Lautenschlager Tom (DEU)
64	GermanFLAVOURS Racing
	Markert Sven (DEU)

GROUP B

#	Team Name
	Driver Name, Country
84	Racing One 2
	Sandberg Maurits (NLD)
12	Target Competition SWE POL
	Larsson Simon (SWE)