

ADAC GT Masters

Result List Free Practice 1



Provisional

Circuit Zandvoort, Length: 4307m

Air temperature: 23.5°C

Track temperature: 34.76°C

Weather condition: Dry

Reg. Nr.: KNAF 0301.17.196

Friday, July 21, 2017 13:25:00

started : 26 classified : 26 not classified : 0

	Drivers	Team	Car	Lap	Best Time	Gap	Diff	Kph	Day Time
1	4 D.Marschall(DEU)(J)/P.Niederhauser(CHE)	Aust Motorsport(DEU)	Audi R8 LMS	5	1:36.188			161.1	13:33:37
2	19 E.Perez Companc(ARG)(J)/M.Bortolotti(ITA)	GRT Grasser-Racing-Team(AUT)	Lamborghini Huracan GT3	6	1:36.196	0.008	0.008	161.1	13:37:45
3	63 R.Ineichen(CHE)(T)/C.Engelhart(DEU)	GRT Grasser-Racing-Team(AUT)	Lamborghini Huracan GT3	15	1:36.552	0.364	0.356	160.5	14:12:07
4	24 F.Salaquarda(CZE)/M.Winkelhock(DEU)	BWT Mücke Motorsport(DEU)	Audi R8 LMS	14	1:36.672	0.484	0.120	160.3	14:12:36
5	26 S.Asch(DEU)/S.Mücke(DEU)	BWT Mücke Motorsport(DEU)	Mercedes-AMG GT3	16	1:36.816	0.628	0.144	160.1	14:14:01
6	84 P.Assenheimer(DEU)(J)/M.Götz(DEU)	Mercedes-AMG Team HTP Motorsport	Mercedes-AMG GT3	15	1:36.858	0.670	0.042	160.0	14:19:57
7	77 J.Gounon(FRA)(J)/R.van der Zande(NLD)	Callaway Competition(DEU)	Corvette C7 GT3	14	1:36.877	0.689	0.019	160.0	14:11:57
8	3 M.Pommer(DEU)/K.van der Linde(ZAF)	Aust Motorsport(DEU)	Audi R8 LMS	10	1:36.942	0.754	0.065	159.9	13:44:57
9	2 J.Schmidt(CHE)(J)/C.Haase(DEU)	MontaplastbyLand-Motorsport(DEU)	Audi R8 LMS	8	1:36.966	0.778	0.024	159.9	13:40:37
10	21 L.Stolz(DEU)(J)/L.Ludwig(DEU)	Mercedes-AMG Team ZAKSPEED(DEU)	Mercedes-AMG GT3	4	1:36.987	0.799	0.021	159.8	13:32:15
11	1 C.De Phillippi(USA)/C.Mies(DEU)	MontaplastbyLand-Motorsport(DEU)	Audi R8 LMS	12	1:37.012	0.824	0.025	159.8	14:11:27
12	48 I.Dontje(NLD)(J)/M.Kirchhöfer(DEU)	Mercedes-AMG Team HTP Motorsport	Mercedes-AMG GT3	11	1:37.083	0.895	0.071	159.7	14:15:29
13	25 M.Ortmann(DEU)(J)/F.Stippler(DEU)	BWT Mücke Motorsport(DEU)	Audi R8 LMS	15	1:37.176	0.988	0.093	159.5	14:18:41
14	99 R.Renauer(DEU)/S.Müller(DEU)	Precote Herberth Motorsport(DEU)	Porsche 911 GT3 R	3	1:37.196	1.008	0.020	159.5	13:33:24
15	42 N.Catsburg(NLD)/P.Eng(AUT)	BMW Team Schnitzer(DEU)	BMW M6 GT3	16	1:37.285	1.097	0.089	159.3	14:20:12
16	50 P.Geipel(DEU)/R.Frey(CHE)	YACO Racing(DEU)	Audi R8 LMS	6	1:37.367	1.179	0.082	159.2	13:36:48
17	7 N.Siedler(AUT)/M.Mapelli(ITA)	HB Racing WDS Bau(AUT)	Lamborghini Huracan GT3	7	1:37.474	1.286	0.107	159.0	13:42:31
18	36 K.Bachler(AUT)/A.Macdowall(GBR)	Schütz Motorsport(DEU)	Porsche 911 GT3 R	4	1:37.508	1.320	0.034	159.0	13:32:43
19	17 M.Jaminet(FRA)/M.Ammermüller(DEU)	KÜS TEAM75 Bernhard(DEU)	Porsche 911 GT3 R	8	1:37.650	1.462	0.142	158.7	13:43:24
20	13 S.Barth(DEU)(T)/M.Hackländer(DEU)	RWT Racing(AUT)	Corvette C7 GT3	17	1:37.735	1.547	0.085	158.6	14:18:06
21	6 F.Spengler(DEU)/C.Zanella(CHE)	HB Racing WDS Bau(AUT)	Lamborghini Huracan GT3	19	1:37.895	1.707	0.160	158.3	14:19:01
22	8 R.Feller(CHE)(J)/M.Ahlin-Kottulinsky(SWE)(J)	Audi Sport racing academy(DEU)	Audi R8 LMS	8	1:38.497	2.309	0.602	157.4	13:38:46
23	66 J.Judek(DEU)(J)/E.Lindholm(FIN)(J)	ADACNSA/Attempto Racing Team(ITA)	Lamborghini Huracan GT3	13	1:38.831	2.643	0.334	156.8	14:15:53
24	20 N.Rogivue(CHE)(J)/N.Sylvest(DNK)(J)	Mercedes-AMG Team ZAKSPEED(DEU)	Mercedes-AMG GT3	11	1:38.994	2.806	0.163	156.6	14:10:42
25	18 A.de Leener(BEL)/C.Friedrich(DEU)(J)	KÜS TEAM75 Bernhard(DEU)	Porsche 911 GT3 R	19	1:39.262	3.074	0.268	156.2	14:19:09
26	22 R.Lips(CHE)(T)/M.Gassner(DEU)	MRS GT-Racing(DEU)	Nissan GT-R NISMO GT3	18	1:39.297	3.109	0.035	156.1	14:16:23

Subject to final scrutineering!

Publication time:

Clerk of the Course: Jeroen Frieman

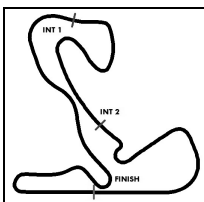
Timekeeper: Steffen Ruhl

ver: 1.0

www.adac.de/motorsport

Page 1/ 1 printed: 21.7.2017 14:23

CERTINA
S W I S S W A T C H E S



ADAC GT Masters

Sector List Free Practice 1



Provisional

Reg. Nr.: KNAF 0301.17.196

Circuit Zandvoort, Length: 4307m

Air temperature: 23.5°C

Track temperature: 34.76°C

Weather condition: Dry

Friday, July 21, 2017 13:25:00

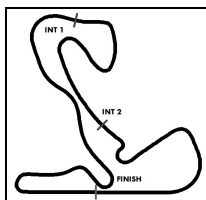
Lap	Time	SE1	SP1	SE2	SP2	SE3	SP3	TSP	Lap	Time	SE1	SP1	SE2	SP2	SE3	SP3	TSP
1 De Phillippi, USA / Mies, DEU									theoretical besttime: 1:36.593								
1	3:02.615	2:01.809	136	29.624	162	31.182	240		10	22:20.816	21:19.667	200	25.930	212	35.219	242	
2	1:42.709	43.424	193	26.398	213	32.887	243	253	11	1:40.690	42.448	203	26.301	214	31.941	243	255
3	1:38.267	43.114	185	26.009	215	29.144	243	256	12	1:37.012	42.557	203	25.401	215	29.054	244	256
4	1:39.066	43.837	199	25.913	215	29.316	243	257	13	1:45.768	42.614	203	25.855	215	37.299	58	256
5	1:47.558	42.786	200	27.358	214	37.414	58	255	14	2:47.222	1:52.086	196	26.119	213	29.017	242	
6	5:59.670	5:04.152	197	26.112	210	29.406	241		15	1:37.270	42.662	202	25.451	214	29.157	242	255
7	1:37.144	42.757	202	25.464	215	28.923	243	254	16	1:37.048	42.887	200	25.383	215	28.778	243	255
8	1:37.031	42.432	202	25.568	214	29.031	241	256	17								256
9	1:44.533	42.614	202	25.438	215	36.481	57	255									

2 Schmidt, CHE / Haase, DEU									theoretical besttime: 1:36.724								
1	2:24.833	1:15.533	178	27.571	201	41.729	236		10	3:36.674	2:41.261	200	25.920	213	29.493	243	
2	1:45.773	44.079	200	26.360	211	35.334	243	241	11	1:59.555	42.630	201	25.375	213	51.550	59	255
3	1:37.326	42.635	201	25.654	212	29.037	243	255	12	21:10.032	20:12.127	170	26.931	205	30.974	233	
4	1:37.170	42.596	201	25.602	214	28.972	243	255	13	1:43.102	46.184	196	26.124	211	30.794	239	245
5	1:37.265	42.575	201	25.780	214	28.910	239	255	14	1:37.480	42.929	202	25.490	213	29.061	242	252
6	1:46.982	43.368	189	25.822	213	37.792	58	254	15	1:47.462	42.795	203	25.529	214	29.138	244	255
7	3:11.089	2:10.604	201	25.819	174	34.666	241		16	1:47.474	44.749	202	25.520	213	37.205	58	248
8	1:36.966	42.559	202	25.617	213	28.790	243	254	17	2:51.795	1:53.116	200	27.306	176	31.373	240	
9	1:45.895	43.249	193	25.774	213	36.872	58	255	18	1:45.974	42.585	204	25.426	214	37.963	58	253

3 Pommer, DEU / van der Linde, ZAF									theoretical besttime: 1:36.847								
1	4:46.868	3:45.581	163	28.605	211	32.682	218		10	1:36.942	42.651	202	25.341	215	28.950	243	255
2	1:42.197	46.085	191	26.031	206	30.081	239	225	11	1:42.765	42.610	201	30.124	179	30.031	242	257
3	1:38.067	43.302	198	25.518	215	29.247	242	250	12	2:01.024	45.667	153	28.293	203	47.064	49	255
4	1:39.299	43.091	202	25.938	211	30.270	242	256	13	19:50.023	18:55.241	200	25.675	213	29.107	240	
5	1:49.920	53.767	198	25.680	215	30.473	243	249	14	1:38.275	42.853	200	25.617	214	29.805	241	252
6	1:39.870	42.762	201	26.685	140	30.423	243	256	15	1:37.188	42.739	203	25.509	215	28.940	243	254
7	1:37.863	42.827	201	25.435	215	29.601	242	257	16	1:37.996	42.566	203	26.102	215	29.328	243	255
8	1:37.542	42.951	199	25.513	215	29.078	243	255	17	1:44.832	42.799	200	25.475	214	36.558	57	255
9	1:48.724	50.756	150	27.189	213	30.779	243	256	18	5:55.272	4:37.390	200	25.866	212	52.016	57	

4 Marschall, DEU / Niederhauser, CHE									theoretical besttime: 1:35.989								
1	1:56.843	58.216	179	27.428	210	31.199	235		11	19:29.839	18:34.711	191	25.841	212	29.287	241	
2	1:43.415	44.964	196	25.790	213	32.661	241	243	12	1:36.853	42.675	198	25.408	214	28.770	240	254
3	1:36.406	42.378	202	25.107	215	28.921	243	254	13	1:37.342	42.484	203	25.611	214	29.247	243	255
4	1:44.243	46.569	193	26.201	214	31.473	242	231	14	1:48.481	43.954	197	26.198	213	38.329	57	252
5	1:36.188	42.382	203	25.302	215	28.504	245	255	15	3:10.658	2:15.012	187	26.162	211	29.484	239	
6	1:36.581	42.385	202	25.238	217	28.958	246	258	16	1:38.056	43.122	198	25.498	214	29.436	241	253
7	1:49.168	44.697	196	26.040	215	38.431	57	257	17	1:37.504	42.922	198	25.548	215	29.034	242	255
8	7:04.980	6:10.439	198	25.582	214	28.959	243		18	1:37.281	42.766	200	25.464	215	29.051	242	256
9	1:36.982	43.026	202	25.354	214	28.602	246	257	19	2:10.276	51.507	111	31.952	132	46.817	57	244
10	1:53.083	43.169	201	25.365	214	44.549	57	257									

6 Spengler, DEU / Zanella, CHE									theoretical besttime: 1:37.844								
1	1:55.900	57.327	181	27.296	209	31.277	236		11	2:04.485	44.384	152	27.872	191	52.229	58	252
2	1:41.478	44.740	196	26.538	213	30.200	240	250	12	18:51.285	17:47.496	182	26.926	192	36.863	236	
3	1:38.789	43.533	198	25.718	213	29.538	239	252	13	1:40.672	44.170	197	25.905	214	30.597	240	244
4	1:38.293	43.101	198	25.713	214	29.479	240	253	14	1:39.251	43.928	198	25.616	214	29.707	241	254
5	1:38.689	43.392	198	25.694	213	29.603	240	253	15	1:38.696	43.288	200	25.619	215	29.789	241	254
6	1:39.497	43.399	199	25.856	215	30.242	240	254	16	1:38.767	43.646	198	25.748	215	29.373	242	254
7	1:38.821	43.267	199	25.972	214	29.582	239	254	17	1:38.169	43.238	200	25.604	215	29.327	240	254
8	1:47.615	43.929	195	26.080	213	37.606	58	253	18	1:38.029	43.214	196	25.594	214	29.221	241	253
9	6:16.585	5:20.967	196	25.737	213	29.881	243		19	1:37.895	43.092	199	25.645	214	29.158	239	254
10	1:38.447	43.210	199	25.718	213	29.519	238	253	20	1:56.385	43.258	197	26.237	150	46.890	54	254



ADAC GT Masters

Sector List Free Practice 1



Provisional

Reg. Nr.: KNAF 0301.17.196

Circuit Zandvoort, Length: 4307m

Air temperature: 23.5°C

Track temperature: 34.76°C

Weather condition: Dry

Friday, July 21, 2017 13:25:00

Lap	Time	SE1	SP1	SE2	SP2	SE3	SP3	TSP	Lap	Time	SE1	SP1	SE2	SP2	SE3	SP3	TSP
7 Siedler, AUT / Mapelli, ITA									theoretical besttime: 1:37.216								
1	2:32.414	1:19.512	125	37.594	134	35.308	196		9	22:44.318	21:48.207	190	26.346	212	29.765	237	
2	1:51.284	50.381	164	29.036	162	31.867	232	186	10	1:37.610	42.979	200	25.504	215	29.127	243	251
3	1:45.060	46.353	191	27.328	213	31.379	234	240	11	1:38.799	42.701	199	25.736	215	30.362	243	256
4	1:50.003	45.294	193	26.446	210	38.263	58	247	12	1:37.505	42.704	198	25.679	215	29.122	242	257
5	6:17.311	5:22.156	196	25.704	213	29.451	241		13	1:37.743	42.680	198	25.580	215	29.483	240	255
6	1:37.918	42.889	199	25.773	211	29.256	240	252	14	1:47.259	43.854	200	26.063	215	37.342	58	254
7	1:37.474	42.855	199	25.587	215	29.032	240	254	15	5:19.141	4:15.913	179	26.043	213	37.185	58	
8	1:49.424	45.520	192	26.416	202	37.488	58	255	16								

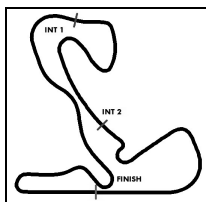
8 Feller, CHE / Ahlin-Kottulinsky, SWE									theoretical besttime: 1:38.413								
1	2:09.350	1:09.569	172	28.865	162	30.916	236		7	1:38.718	43.246	201	26.046	214	29.426	242	254
2	1:42.594	45.472	189	26.188	207	30.934	241	248	8	1:38.497	43.330	201	25.789	213	29.378	243	254
3	1:39.550	43.907	191	26.183	213	29.460	241	252	9	1:38.875	43.316	201	25.835	213	29.724	242	255
4	1:38.967	43.548	199	25.895	214	29.524	240	254	10	1:47.146	43.479	201	26.031	213	37.636	59	254
5	1:39.007	43.443	201	25.844	214	29.720	239	254	11	2:50.354	1:54.142	197	26.230	211	29.982	239	
6	1:39.391	43.840	200	25.988	213	29.563	241	252	12		43.557	199	25.890	211			252

13 Barth, DEU / Hackländer, DEU									theoretical besttime: 1:37.481								
1	2:46.097	1:45.495	162	28.096	186	32.506	234		11	5:24.291	4:07.130	192	28.201	140	48.960	59	
2	1:46.625	47.951	138	27.817	211	30.857	238	237	12	19:05.227	18:03.113	169	27.643	195	34.471	242	
3	1:40.803	44.479	186	26.172	215	30.152	240	251	13	1:38.216	43.338	198	25.593	219	29.285	244	254
4	1:39.246	43.733	196	25.870	215	29.643	240	251	14	1:38.897	43.017	187	26.443	216	29.437	243	257
5	1:40.614	45.364	198	25.733	219	29.517	242	252	15	1:47.057	42.662	200	25.554	219	38.841	59	256
6	1:38.719	43.400	199	25.749	218	29.570	242	255	16	4:02.280	3:07.109	199	25.598	219	29.573	244	
7	1:38.201	43.111	200	25.744	219	29.346	244	255	17	1:37.735	42.901	200	25.534	219	29.300	243	256
8	1:37.892	42.921	204	25.637	219	29.334	243	255	18	1:37.880	42.947	198	25.600	219	29.333	243	255
9	1:38.156	43.095	201	25.725	218	29.336	245	257	19	2:06.289	50.739	132	30.884	150	44.666	42	255
10	1:46.094	43.035	201	25.785	218	37.274	59	256									

17 Jaminet, FRA / Ammermüller, DEU									theoretical besttime: 1:37.144								
1	2:02.396	1:03.036	159	28.389	203	30.971	238		9	1:47.421	43.714	197	25.721	217	37.986	57	257
2	1:42.075	45.876	184	26.000	215	30.199	243	244	10	22:23.428	21:15.500	183	27.087	168	40.841	239	
3	1:39.392	43.911	194	25.774	217	29.707	241	256	11	1:41.650	43.143	202	25.539	216	32.968	245	252
4	1:54.531	47.755	139	27.205	188	39.571	57	250	12	1:46.179	42.686	202	25.537	217	37.956	57	258
5	6:04.262	5:06.604	188	26.804	208	30.854	237		13	4:12.127	3:16.351	192	26.019	215	29.757	242	
6	1:45.399	45.569	174	29.599	211	30.231	240	230	14	1:38.627	43.443	199	25.719	215	29.465	244	256
7	1:37.985	43.357	200	25.340	216	29.288	243	252	15	1:38.931	43.391	200	26.126	218	29.414	245	257
8	1:37.650	43.032	200	25.500	216	29.118	244	257	16	1:45.627	43.135	202	25.978	216	36.514	57	259

18 de Leener, BEL / Friedrich, DEU									theoretical besttime: 1:38.797								
1	2:04.630	1:02.733	163	30.233	206	31.664	234		11	1:39.515	43.999	196	25.967	217	29.549	242	255
2	1:46.228	45.911	177	28.586	182	31.731	239	248	12	2:00.722	44.013	194	26.159	215	50.550	44	256
3	1:42.054	44.713	191	27.239	215	30.102	240	253	13	19:15.459	18:16.632	180	26.427	198	32.400	238	
4	1:39.590	43.971	197	25.956	217	29.663	239	255	14	1:39.906	44.329	193	25.720	216	29.857	238	252
5	1:39.395	43.795	197	25.933	216	29.667	241	254	15	1:41.838	43.865	196	26.898	209	31.075	240	255
6	1:41.286	45.042	195	26.263	217	29.981	241	255	16	1:49.782	43.800	192	25.818	216	40.164	53	255
7	1:40.611	43.888	197	26.683	213	30.040	239	254	17	3:18.984	2:18.062	181	27.972	137	32.950	234	
8	1:48.643	44.556	192	26.217	215	37.870	57	254	18	1:40.720	44.880	194	25.992	211	29.848	239	240
9	3:40.154	2:44.328	192	26.069	215	29.757	238		19	1:39.262	43.894	197	25.781	216	29.587	240	252
10	1:40.014	43.984	195	26.063	215	29.967	240	254	20	2:01.893	43.528	198	25.865	204	52.500	37	254

19 Perez Companc, ARG / Bortolotti, ITA									theoretical besttime: 1:36.142								
1	4:36.595	3:37.519	180	27.728	178	31.348	238		8	9:07.826	7:52.977	186	27.249	194	47.600	44	
2	1:40.159	45.044	199	25.694	215	29.421	242	214	9	19:33.340	18:32.492	199	25.696	206	35.152	241	
3	1:36.787	42.609	201	25.319	215	28.859	245	256	10	1:41.927	42.263	203	26.238	188	33.426	245	252
4	1:38.412	43.936	201	25.525	215	28.951	246	257	11	1:36.461	42.327	203	25.364	214	28.770	244	254
5	1:36.437	42.360	203	25.389	215	28.688	243	257	12	1:36.939	42.498	201	25.263	216	29.178	243	257
6	1:36.196	42.317	203	25.235	216	28.644	242	255	13	1:43.427	42.540	201	25.322	213	35.565	59	254
7	1:49.803	42.348	201	25.290	213	42.165	59	255	14	5:43.997	4:41.189	199	25.783	214	37.025	59	



ADAC GT Masters

Sector List Free Practice 1



Provisional

Circuit Zandvoort, Length: 4307m

Air temperature: 23.5°C

Track temperature: 34.76°C

Weather condition: Dry

Reg. Nr.: KNAF 0301.17.196

Friday, July 21, 2017 13:25:00

Lap	Time	SE1	SP1	SE2	SP2	SE3	SP3	TSP	Lap	Time	SE1	SP1	SE2	SP2	SE3	SP3	TSP
-----	------	-----	-----	-----	-----	-----	-----	-----	-----	------	-----	-----	-----	-----	-----	-----	-----

20 Rogivue, CHE / Sylvest, DNK

theoretical besttime: 1:38.123

1	3:59.837	2:46.410	141	36.454	143	36.973	193		9	19:40.809	18:38.437	186	27.081	208	35.291	234	
2	1:58.246	51.636	150	32.641	122	33.969	190	192	10	1:39.110	43.690	197	25.831	213	29.589	238	248
3	1:48.700	48.905	185	28.456	191	31.339	232	219	11	1:38.994	43.382	195	26.005	214	29.607	238	251
4	1:43.263	45.508	191	27.143	210	30.612	234	245	12	1:39.034	43.099	199	25.787	215	30.148	236	252
5	1:56.079	45.655	191	28.424	172	42.000	59	247	13	1:46.939	43.142	199	25.823	214	37.974	54	250
6	7:40.311	6:39.587	186	29.721	140	31.003	233		14	4:19.916	3:16.507	169	31.739	186	31.670	230	
7	1:41.699	45.761	193	26.100	213	29.838	237	247	15	1:40.135	44.963	192	25.935	212	29.237	236	231
8	1:55.223	43.882	196	25.876	213	45.465	59	250	16	2:11.959	54.057	127	32.616	158	45.286	59	241

21 Stolz, DEU / Ludwig, DEU

theoretical besttime: 1:36.904

1	2:08.115	58.528	176	27.541	197	42.046	53		8	1:37.261	42.789	201	25.471	215	29.001	240	251
2	1:51.395	56.947	200	25.485	214	28.963	241		9	1:38.345	42.603	201	25.560	214	30.182	227	253
3	1:38.181	43.529	155	25.743	214	28.909	242	253	10	1:56.750	45.456	170	26.928	212	44.366	54	243
4	1:36.987	42.686	202	25.459	216	28.842	243	254	11	18:36.925	17:34.462	194	28.782	150	33.681	237	
5	1:37.424	42.657	202	25.677	216	29.090	242	255	12	1:41.537	42.809	201	25.535	215	33.193	242	251
6	1:47.712	43.236	202	25.748	212	38.728	54	250	13	2:20.972	56.399	115	35.872	117	48.701	54	253
7	8:08.643	7:13.924	198	25.649	213	29.070	239										

22 Lips, CHE / Gassner, DEU

theoretical besttime: 1:39.172

1	2:55.942	1:54.088	176	29.032	204	32.822	234		11	1:42.047	45.722	199	26.139	216	30.186	241	247
2	1:45.395	47.677	192	26.927	216	30.791	239	238	12	1:50.594	44.181	200	26.128	216	40.285	54	254
3	1:44.255	46.908	197	26.838	218	30.509	235	246	13	21:18.841	20:20.103	184	27.421	214	31.317	235	
4	1:40.048	44.275	199	25.994	217	29.779	241	252	14	1:42.641	45.750	185	26.707	215	30.184	240	250
5	1:40.433	43.864	200	26.190	215	30.379	240	255	15	1:40.369	43.996	199	26.110	215	30.263	242	253
6	1:41.434	43.928	200	27.466	216	30.040	240	252	16	1:39.520	43.906	201	25.957	217	29.657	241	254
7	1:39.745	43.888	201	26.158	215	29.699	241	253	17	1:39.330	43.637	201	25.932	216	29.761	243	255
8	1:40.934	44.052	198	26.625	215	30.257	241	254	18	1:39.297	43.583	200	25.971	216	29.743	241	254
9	1:41.274	44.250	201	26.851	215	30.173	240	252	19	1:48.243	43.724	202	25.965	217	38.554	55	254
10	1:41.243	44.041	199	26.783	216	30.419	239	252	20	3:29.064	2:15.630	149	30.906	180	42.528	57	

24 Salaquarda, CZE / Winkelhock, DEU

theoretical besttime: 1:36.634

1	3:18.362	2:18.159	163	28.732	186	31.471	234		10	1:47.630	43.422	187	26.008	212	38.200	55	255
2	1:40.677	44.833	191	26.009	211	29.835	238	224	11	24:25.060	23:23.984	199	25.952	194	35.124	238	
3	1:38.493	43.348	198	25.697	214	29.448	240	252	12	1:39.764	43.728	188	25.679	211	30.357	240	251
4	1:37.557	42.778	201	25.636	213	29.143	241	253	13	1:36.966	42.615	202	25.441	211	28.910	241	254
5	1:37.554	42.680	202	25.286	214	29.588	237	254	14	1:36.672	42.487	203	25.324	213	28.861	242	255
6	1:37.452	42.886	199	25.567	214	28.999	243	251	15	1:43.997	44.967	181	26.944	211	32.086	241	255
7	1:42.182	45.842	184	27.170	213	29.170	242	254	16	1:48.995	44.282	179	27.473	207	37.240	59	254
8	1:41.219	44.558	186	27.140	212	29.521	241	255	17	2:45.585	1:45.508	194	28.446	135	31.631	240	
9	1:36.828	42.513	198	25.322	213	28.993	241	254	18	1:57.650	44.734	173	28.905	148	44.011	59	252

25 Ortmann, DEU / Stippler, DEU

theoretical besttime: 1:36.915

1	3:23.879	2:22.730	178	28.710	197	32.439	229		9	27:43.973	26:47.492	187	26.669	209	29.812	240	
2	1:42.870	45.865	190	26.931	210	30.074	240	236	10	1:37.209	42.666	203	25.445	212	29.098	241	254
3	1:38.625	43.560	200	25.724	213	29.341	241	251	11	1:45.381	42.906	203	25.601	211	36.874	59	255
4	1:37.595	42.961	201	25.533	214	29.101	243	254	12	2:39.413	1:44.303	196	25.444	213	29.666	239	
5	1:37.867	43.012	201	25.569	215	29.286	243	252	13	1:37.848	43.206	199	25.298	213	29.344	242	253
6	1:38.007	43.107	201	25.695	214	29.205	243	255	14	1:37.442	42.916	199	25.391	213	29.135	242	254
7	1:37.928	43.149	202	25.625	214	29.154	244	254	15	1:37.176	42.872	201	25.353	214	28.951	242	254
8	1:45.318	42.906	202	25.672	215	36.740	59	256	16	1:48.384	42.686	201	25.673	215	40.025	59	255

26 Asch, DEU / Mücke, DEU

theoretical besttime: 1:36.344

1	2:39.867	1:27.960	133	33.401	139	38.506	196		11	3:03.774	1:52.325	198	26.212	213	45.237	57	
2	1:59.626	53.969	137	31.250	138	34.407	223	155	12	19:40.636	18:37.415	180	27.403	186	35.818	236	
3	1:49.200	51.298	175	27.532	200	30.370	218	192	13	1:39.517	43.374	195	25.990	211	30.153	238	249
4	1:53.203	50.328	143	30.457	144	32.418	199	175	14	1:37.038	42.687	203	25.344	214	29.007	242	251
5	1:54.798	52.608	150	27.739	212	34.451	235	171	15	1:39.615	42.302	204	26.138	208	31.175	241	254
6	1:37.873	43.220	200	25.541	215	29.112	237	247	16	1:36.816	42.691	195	25.427	215	28.698	240	253
7	1:37.614	42.809	200	25.822	213	28.983	240	251	17	1:45.170	42.863	203	25.354	214	36.953	57	253

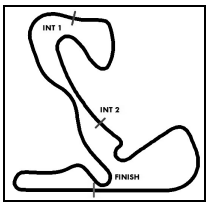
ver: 1.0

www.adac.de/motorsport

Page 3/ 5 printed: 21.7.2017 14:23

CERTINA

SWISS WATCHES



ADAC GT Masters

Sector List Free Practice 1



Provisional

Circuit Zandvoort, Length: 4307m

Air temperature: 23.5°C

Track temperature: 34.76°C

Weather condition: Dry

Reg. Nr.: KNAF 0301.17.196

Friday, July 21, 2017 13:25:00

Lap	Time	SE1	SP1	SE2	SP2	SE3	SP3	TSP	Lap	Time	SE1	SP1	SE2	SP2	SE3	SP3	TSP
8	1:37.159	42.692	201	25.496	212	28.971	239	252	18	2:44.260	1:48.835	192	25.986	213	29.439	238	
9	1:45.068	42.733	202	25.529	213	36.806	57	253	19	2:00.761	43.838	185	30.995	123	45.928	57	251
10	2:49.165	1:45.439	199	25.872	212	37.854	57										

36 Bachler, AUT / Macdowall, GBR

theoretical besttime: 1:37.169

1	2:43.167	1:43.817	173	27.862	199	31.488	236		10	1:45.055	42.956	200	25.771	214	36.328	57	257
2	1:44.713	45.156	193	28.794	180	30.763	246	227	11	3:44.049	2:25.375	186	27.267	212	51.407	55	
3	1:37.649	42.938	196	25.734	216	28.977	245	255	12	21:39.849	20:32.940	148	27.929	214	38.980	57	
4	1:37.508	42.801	201	25.462	217	29.245	244	257	13	2:54.763	1:43.733	187	30.037	156	40.993	57	
5	1:37.846	42.749	201	25.443	217	29.654	245	257	14	4:15.477	3:18.620	190	26.669	215	30.188	240	
6	1:50.334	42.825	201	25.683	219	41.826	39	257	15	1:41.490	44.301	193	27.107	190	30.082	240	252
7	2:57.396	2:02.547	200	25.779	217	29.070	246		16	1:38.993	43.852	197	25.717	218	29.424	241	255
8	1:37.977	42.880	200	25.790	216	29.307	247	257	17	2:13.489	55.689	133	30.975	138	46.825	47	242
9	1:38.206	42.902	197	26.055	215	29.249	242	257									

42 Catsburg, NLD / Eng, AUT

theoretical besttime: 1:37.147

1	2:07.065	1:07.001	168	27.946	177	32.118	235		10	1:38.019	43.206	202	25.655	213	29.158	242	250
2	1:42.511	45.379	199	26.283	197	30.849	242	207	11	1:48.374	43.893	171	31.152	176	33.329	243	255
3	1:37.574	43.063	205	25.549	213	28.962	244	253	12	1:37.464	42.704	205	25.570	214	29.190	244	256
4	1:40.735	43.863	186	27.240	208	29.632	243	257	13	1:48.732	45.351	176	26.315	213	37.066	59	250
5	1:37.523	42.856	204	25.641	215	29.026	243	255	14	2:43.651	1:45.912	201	26.273	172	31.466	240	
6	1:37.828	43.096	204	25.708	216	29.024	244	255	15	1:37.733	42.957	200	25.698	214	29.078	243	253
7	1:54.014	46.977	173	28.711	191	38.326	59	256	16	1:37.285	42.755	201	25.481	214	29.049	240	255
8	10:52.737	9:36.352	186	29.199	148	47.186	54		17	2:10.494	52.266	115	32.269	135	45.959	58	252
9	19:11.001	18:10.110	168	26.864	181	34.027	236										

48 Dontje, NLD / Kirchhöfer, DEU

theoretical besttime: 1:37.080

1	9:53.246	8:44.754	147	34.742	126	33.750	211		8	1:41.564	43.056	197	27.569	168	30.939	236	255
2	2:01.380	48.384	184	27.842	146	45.154	59	196	9	1:37.963	42.995	203	25.754	214	29.214	240	252
3	8:21.983	7:24.965	182	26.923	211	30.095	236		10	1:37.608	42.701	201	25.612	215	29.295	241	253
4	1:41.026	43.735	196	25.845	213	31.446	221	248	11	1:37.083	42.660	201	25.447	215	28.976	243	254
5	2:00.268	45.628	160	28.248	155	46.392	59	240	12	1:37.306	42.761	201	25.572	216	28.973	243	255
6	18:18.975	17:18.766	179	26.811	169	33.398	237		13	1:44.900	42.782	201	25.631	216	36.487	59	255
7	1:38.129	43.414	199	25.618	215	29.097	242	249	14	3:03.012	1:49.603	135	28.657	127	44.752	32	

50 Geipel, DEU / Frey, CHE

theoretical besttime: 1:37.068

1	3:30.356	2:29.660	162	28.435	193	32.261	231		9	29:47.246	28:36.180	156	33.553	103	37.513	221	
2	1:42.126	45.655	198	26.300	212	30.171	239	223	10	1:51.393	47.801	159	33.783	177	29.809	239	228
3	1:37.661	42.982	201	25.597	215	29.082	240	252	11	1:37.904	43.026	201	25.408	213	29.470	240	251
4	1:37.866	42.846	203	25.566	215	29.454	240	251	12	1:37.415	42.852	201	25.408	214	29.155	243	254
5	1:42.913	44.314	166	27.953	199	30.646	237	255	13	1:37.803	43.037	201	25.657	215	29.109	242	255
6	1:37.367	42.928	201	25.487	216	28.952	242	254	14	1:38.366	42.896	199	26.365	213	29.105	243	256
7	1:37.376	42.708	205	25.604	214	29.064	244	255	15	1:37.454	42.880	201	25.549	215	29.025	241	255
8	1:48.429	42.734	194	26.284	213	39.411	59	256	16	1:59.239	49.975	180	26.690	194	42.574	30	249

63 Ineichen, CHE / Engelhart, DEU

theoretical besttime: 1:36.406

1	2:02.808	1:03.357	146	28.602	205	30.849	236		10	1:36.741	42.459	203	25.410	215	28.872	243	255
2	1:45.865	45.736	171	26.345	214	33.784	240	244	11	1:55.266	43.440	200	25.312	216	46.514	43	257
3	1:37.640	42.824	202	25.713	214	29.103	245	252	12	19:08.498	18:09.713	196	26.478	172	32.307	241	
4	1:38.737	43.243	199	25.686	215	29.808	242	255	13	1:36.665	42.455	201	25.309	214	28.901	244	253
5	1:36.910	42.494	202	25.430	216	28.986	242	255	14	1:41.494	42.309	203	30.124	213	29.061	244	257
6	1:36.814	42.544	202	25.342	215	28.928	242	255	15	1:36.552	42.385	204	25.225	216	28.942	243	255
7	1:46.083	42.589	201	25.473	216	38.021	59	257	16	1:43.386	42.412	199	25.292	216	35.682	58	255
8	5:50.267	4:55.655	200	25.485	214	29.127	243		17	5:15.712	4:20.463	198	25.726	214	29.523	237	
9	1:37.146	42.626	202	25.573	213	28.947	243	254	18	2:02.318	43.524	187	25.986	209	52.808	41	251



ADAC GT Masters

Sector List Free Practice 1



Provisional

Circuit Zandvoort, Length: 4307m

Air temperature: 23.5°C

Track temperature: 34.76°C

Weather condition: Dry

Reg. Nr.: KNAF 0301.17.196

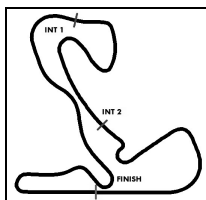
Friday, July 21, 2017 13:25:00

Lap	Time	SE1	SP1	SE2	SP2	SE3	SP3	TSP	Lap	Time	SE1	SP1	SE2	SP2	SE3	SP3	TSP
66 Judek, DEU / Lindholm, FIN									theoretical besttime: 1:38.430								
1	3:54.968	2:49.919	172	30.249	190	34.800	229		9	1:41.921	44.394	197	26.612	212	30.915	237	248
2	1:46.259	48.031	139	27.615	209	30.613	232	243	10	1:41.008	43.970	199	26.440	213	30.598	236	250
3	1:52.088	44.051	188	27.017	209	41.020	48	247	11	1:40.006	43.548	200	26.183	213	30.275	239	251
4	8:27.344	7:31.237	188	26.210	210	29.897	235		12	1:39.781	43.569	201	26.128	213	30.084	239	252
5	1:39.448	43.373	197	25.882	212	30.193	238	249	13	1:38.831	43.075	201	25.952	213	29.804	239	253
6	1:39.514	44.039	197	25.852	213	29.623	238	251	14	1:49.247	43.175	201	26.140	213	39.932	48	252
7	2:07.026	42.955	199	43.140	141	40.931	48	252	15	3:24.393	2:03.908	200	26.251	162	54.234	48	
8	21:05.036	20:04.598	185	27.609	210	32.829	234										

Lap	Time	SE1	SP1	SE2	SP2	SE3	SP3	TSP	Lap	Time	SE1	SP1	SE2	SP2	SE3	SP3	TSP
77 Gounon, FRA / van der Zande, NLD									theoretical besttime: 1:36.552								
1	2:36.326	1:34.902	169	27.920	205	33.504	237		11	19:07.382	18:12.094	187	25.982	211	29.306	240	
2	1:39.414	44.299	200	25.844	215	29.271	243	248	12	1:36.890	42.733	202	25.385	218	28.772	245	251
3	1:38.297	42.959	202	25.750	216	29.588	233	254	13	1:39.974	43.079	201	26.984	200	29.911	245	257
4	1:37.768	42.969	201	25.668	217	29.131	241	253	14	1:36.877	42.412	201	25.368	219	29.097	243	255
5	1:37.750	42.831	203	25.687	218	29.232	241	254	15	1:45.950	42.550	203	25.913	212	37.487	59	254
6	1:45.659	42.945	202	25.664	219	37.050	59	252	16	2:50.707	1:47.737	197	26.594	216	36.376	245	
7	6:42.590	5:46.327	200	26.295	208	29.968	242		17	1:37.271	42.890	198	25.384	218	28.997	242	254
8	1:37.808	42.773	202	25.710	216	29.325	242	254	18	1:37.527	42.680	200	25.395	217	29.452	242	255
9	1:37.804	43.060	198	25.641	218	29.103	243	251	19	2:03.170	50.020	160	29.669	135	43.481	45	254
10	2:02.920	43.382	199	26.982	179	52.556	59	257									

Lap	Time	SE1	SP1	SE2	SP2	SE3	SP3	TSP	Lap	Time	SE1	SP1	SE2	SP2	SE3	SP3	TSP
84 Assenheimer, DEU / Götz, DEU									theoretical besttime: 1:36.624								
1	6:21.162	5:20.012	164	29.329	172	31.821	228		9	1:39.712	44.635	196	25.886	212	29.191	238	244
2	1:43.351	45.892	191	27.255	206	30.204	236	206	10	1:37.784	43.011	200	25.451	215	29.322	241	252
3	1:45.252	47.448	194	26.753	197	31.051	239	233	11	1:43.831	42.711	201	29.817	179	31.303	239	254
4	1:39.627	43.513	201	25.552	213	30.562	241	252	12	1:38.167	43.338	201	25.635	214	29.194	241	252
5	1:38.699	42.522	202	25.858	214	30.319	215	254	13	1:45.272	42.816	200	25.693	215	36.763	59	254
6	1:52.630	46.587	175	26.865	169	39.178	59	196	14	2:41.050	1:46.826	197	25.528	215	28.696	241	
7	8:48.535	7:30.380	179	27.324	196	50.831	59		15	1:36.858	42.477	200	25.555	215	28.826	241	254
8	18:25.482	17:26.830	188	26.721	209	31.931	235		16	2:01.388	46.908	164	28.647	179	45.833	31	254

Lap	Time	SE1	SP1	SE2	SP2	SE3	SP3	TSP	Lap	Time	SE1	SP1	SE2	SP2	SE3	SP3	TSP
99 Renauer, DEU / Müller, DEU									theoretical besttime: 1:37.116								
1	5:08.875	4:11.975	188	26.655	213	30.245	243		9	21:24.594	20:29.970	197	25.529	214	29.095	241	
2	1:38.063	43.186	197	25.633	216	29.244	243	262	10	1:37.452	42.838	196	25.526	215	29.088	243	256
3	1:37.196	42.820	199	25.481	217	28.895	246	254	11	1:37.349	42.758	200	25.463	216	29.128	245	255
4	1:38.593	43.366	198	26.004	215	29.223	244	258	12	1:45.035	42.872	200	25.519	216	36.644	58	255
5	1:46.243	43.153	197	25.726	217	37.364	57	260	13	2:57.006	2:02.135	198	25.659	215	29.212	243	
6	7:01.208	6:06.612	200	25.628	215	28.968	245		14	1:38.765	43.442	200	26.041	217	29.282	244	258
7	1:37.579	42.913	200	25.559	217	29.107	245	256	15	1:38.367	43.334	202	25.652	216	29.381	245	256
8	1:47.904	42.921	199	25.609	216	39.374	58	257	16	2:02.649	47.846	133	28.304	132	46.499	29	255



ADAC GT Masters

Top speed list Free Practice 1



Provisional

Reg. Nr.: KNAF 0301.17.196

Circuit Zandvoort, Length: 4307m

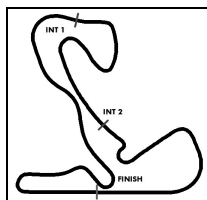
Air temperature: 23.5°C

Track temperature: 34.76°C

Weather condition: Dry

Friday, July 21, 2017 13:25:00

#	Name (NAT)	Team	Car name	Speed	Lap	Race time
99	Sven Müller (DEU)	Precote Herberth Motorsport (DEU)	Porsche 911 GT3 R	262.13	2	5:11.514
17	Mathieu Jaminet (FRA)	KÜS TEAM75 Bernhard (DEU)	Porsche 911 GT3 R	259.61	16	53:34.659
4	Patric Niederhauser (CHE)	Aust Motorsport (DEU)	Audi R8 LMS	258.37	6	8:39.707
36	Klaus Bachler (AUT)	Schütz Motorsport (DEU)	Porsche 911 GT3 R	257.75	4	6:08.143
19	Mirko Bortolotti (ITA)	GRT Grasser-Racing-Team (AUT)	Lamborghini Huracan GT3	257.75	12	46:36.582
42	Nick Catsburg (NLD)	BMW Team Schnitzer (DEU)	BMW M6 GT3	257.14	4	5:29.770
1	Connor De Phillippi (USA)	Montaplast by Land-Motorsport (DEU)	Audi R8 LMS	257.14	4	6:26.218
63	Christian Engelhart (DEU)	GRT Grasser-Racing-Team (AUT)	Lamborghini Huracan GT3	257.14	7	10:21.404
3	Markus Pommer (DEU)	Aust Motorsport (DEU)	Audi R8 LMS	257.14	7	13:18.851
13	Maximilian Hackländer (DEU)	RWT Racing (AUT)	Corvette C7 GT3	257.14	9	14:30.836
77	Jules Gounon (FRA)	Callaway Competition (DEU)	Corvette C7 GT3	257.14	10	20:56.052
7	Marco Mapelli (ITA)	HB Racing WDS Bau (AUT)	Lamborghini Huracan GT3	257.14	12	45:24.248
25	Frank Stippler (DEU)	BWT Mücke Motorsport (DEU)	Audi R8 LMS	256.53	8	13:19.400
50	Rahel Frey (CHE)	YACO Racing (DEU)	Audi R8 LMS	256.53	8	13:28.300
18	Adrien de Leener (BEL)	KÜS TEAM75 Bernhard (DEU)	Porsche 911 GT3 R	256.53	12	21:04.758
2	Christopher Haase (DEU)	Montaplast by Land-Motorsport (DEU)	Audi R8 LMS	255.92	4	5:50.566
22	Remo Lips (CHE)	MRS GT-Racing (DEU)	Nissan GT-R NISMO GT3	255.92	5	8:08.282
24	Markus Winkelhock (DEU)	BWT Mücke Motorsport (DEU)	Audi R8 LMS	255.92	10	16:32.964
48	Marvin Kirchhöfer (DEU)	Mercedes-AMG Team HTP Motorsport (DEU)	Mercedes-AMG GT3	255.92	13	52:09.167
21	Luca Stolz (DEU)	Mercedes-AMG Team ZAKSPEED (DEU)	Mercedes-AMG GT3	255.31	5	7:17.319
8	Ricardo Feller (CHE)	Audi Sport racing academy (DEU)	Audi R8 LMS	255.31	9	13:48.720
6	Florian Spengler (DEU)	HB Racing WDS Bau (AUT)	Lamborghini Huracan GT3	254.71	6	8:35.809
84	Maximilian Götz (DEU)	Mercedes-AMG Team HTP Motorsport (DEU)	Mercedes-AMG GT3	254.71	5	11:32.040
26	Sebastian Asch (DEU)	BWT Mücke Motorsport (DEU)	Mercedes-AMG GT3	254.11	15	45:47.191
66	Jonathan Judek (DEU)	ADAC NSA / Attempto Racing Team (DEU)	Lamborghini Huracan GT3	253.52	13	49:17.068
20	Nikolaj Rogivue (CHE)	Mercedes-AMG Team ZAKSPEED (DEU)	Mercedes-AMG GT3	252.92	12	45:44.945



ADAC GT Masters

Pit Stops Free Practice 1



Provisional

Reg. Nr.: KNAF 0301.17.196

Circuit Zandvoort, Length: 4307m

Air temperature: 23.5°C

Track temperature: 34.76°C

Weather condition: Dry

Friday, July 21, 2017 13:25:00

Nr	Driver in	Day time in	Time in	Driver out	Day time out	Time out	Nett Time
21	Luca Stolz	13:27:01.257	2:01.257	Luca Stolz	13:27:20.894	2:20.894	19.637
17	Michael Ammermüller	13:32:12.100	7:12.100	Michael Ammermüller	13:36:26.849	11:26.849	4:14.749
66	Emil Lindholm	13:32:25.895	7:25.895	Emil Lindholm	13:39:19.686	14:19.686	6:53.791
7	Marco Mapelli	13:32:52.617	7:52.617	Marco Mapelli	13:37:37.487	12:37.487	4:44.870
1	Connor De Phillippi	13:34:43.981	9:43.981	Connor De Phillippi	13:39:08.955	14:08.955	4:24.974
21	Luca Stolz	13:35:33.148	10:33.148	Luca Stolz	13:42:10.382	17:10.382	6:37.234
2	Christopher Haase	13:35:43.005	10:43.005	Christopher Haase	13:37:17.191	12:17.191	1:34.186
77	Jules Gounon	13:35:49.099	10:49.099	Jules Gounon	13:40:57.738	15:57.738	5:08.639
36	Klaus Bachler	13:36:02.271	11:02.271	Klaus Bachler	13:37:30.786	12:30.786	1:28.515
20	Nikolaj Rogivue	13:36:20.021	11:20.021	Nikolaj Rogivue	13:42:19.813	17:19.813	5:59.792
99	Sven Müller	13:36:42.511	11:42.511	Sven Müller	13:42:12.629	17:12.629	5:30.118
48	Marvin Kirchhöfer	13:36:48.526	11:48.526	Marvin Kirchhöfer	13:43:31.523	18:31.523	6:42.997
4	Patric Niederhauser	13:36:56.566	11:56.566	Patric Niederhauser	13:42:29.192	17:29.192	5:32.626
63	Christian Engelhart	13:36:58.708	11:58.708	Christian Engelhart	13:41:17.950	16:17.950	4:19.242
42	Nick Catsburg	13:37:11.099	12:11.099	Nick Catsburg	13:46:07.204	21:07.204	8:56.105
6	Florian Spengler	13:38:32.883	13:32.883	Florian Spengler	13:43:16.813	18:16.813	4:43.930
18	Adrien de Leener	13:38:56.014	13:56.014	Adrien de Leener	13:40:59.949	15:59.949	2:03.935
19	Mirko Bortolotti	13:39:28.272	14:28.272	Mirko Bortolotti	13:46:41.801	21:41.801	7:13.529
84	Maximilian Götz	13:39:54.647	14:54.647	Maximilian Götz	13:46:38.877	21:38.877	6:44.230
25	Frank Stippler	13:39:55.985	14:55.985	Frank Stippler	14:05:59.540	40:59.540	26:03.555
50	Rahel Frey	13:40:07.982	15:07.982	Philip Geipel	14:07:54.396	42:54.396	27:46.414
26	Sebastian Asch	13:41:48.085	16:48.085	Sebastian Asch	13:42:55.567	17:55.567	1:07.482
8	Ricardo Feller	13:42:05.972	17:05.972	Mikaela Ahlin-Kottulinsky	13:43:20.443	18:20.443	1:14.471
2	Christopher Haase	13:42:16.904	17:16.904	Christopher Haase	13:44:20.790	19:20.790	2:03.886
13	Maximilian Hackländer	13:42:46.301	17:46.301	Maximilian Hackländer	13:46:16.240	21:16.240	3:29.939
24	Markus Winkelhock	13:43:11.271	18:11.271	Markus Winkelhock	14:05:52.292	40:52.292	22:41.021
36	Klaus Bachler	13:44:03.505	19:03.505	Klaus Bachler	13:45:47.974	20:47.974	1:44.469
7	Marco Mapelli	13:44:14.746	19:14.746	Marco Mapelli	14:05:23.724	40:23.724	21:08.978
26	Sebastian Asch	13:44:37.249	19:37.249	Sebastian Asch	13:45:51.913	20:51.913	1:14.664
17	Michael Ammermüller	13:45:04.834	20:04.834	Michael Ammermüller	14:05:38.588	40:38.588	20:33.754
1	Connor De Phillippi	13:45:42.297	20:42.297	Connor De Phillippi	14:06:23.018	41:23.018	20:40.721
66	Emil Lindholm	13:46:19.203	21:19.203	Jonathan Judek	14:05:40.470	40:40.470	19:21.267
22	Remo Lips	13:46:36.176	21:36.176	Remo Lips	14:06:12.662	41:12.662	19:36.486
99	Sven Müller	13:47:09.452	22:09.452	Sven Müller	14:07:02.445	42:02.445	19:52.993
4	Patric Niederhauser	13:47:31.509	22:31.509	Patric Niederhauser	14:05:25.091	40:25.091	17:53.582
20	Nikolaj Rogivue	13:47:37.206	22:37.206	Nikolaj Rogivue	14:05:34.642	40:34.642	17:57.436
26	Sebastian Asch	13:47:41.005	22:41.005	Sebastian Asch	14:05:35.656	40:35.656	17:54.651
36	Klaus Bachler	13:47:46.813	22:46.813	Klaus Bachler	14:07:37.026	42:37.026	19:50.213
77	Jules Gounon	13:47:49.652	22:49.652	Jules Gounon	14:05:21.617	40:21.617	17:31.965
2	Christopher Haase	13:47:52.663	22:52.663	Jeffrey Schmidt	14:07:16.232	42:16.232	19:23.569
18	Adrien de Leener	13:47:53.982	22:53.982	Christopher Friedrich	14:05:30.097	40:30.097	17:36.115
63	Christian Engelhart	13:47:55.689	22:55.689	Christian Engelhart	14:05:28.263	40:28.263	17:32.574
42	Nick Catsburg	13:48:03.366	23:03.366	Nick Catsburg	14:05:32.785	40:32.785	17:29.419
13	Maximilian Hackländer	13:48:10.606	23:10.606	Maximilian Hackländer	14:05:30.965	40:30.965	17:20.359



ADAC GT Masters

Pit Stops Free Practice 1



Provisional

Reg. Nr.: KNAF 0301.17.196

Circuit Zandvoort, Length: 4307m

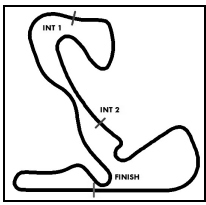
Air temperature: 23.5°C

Track temperature: 34.76°C

Weather condition: Dry

Friday, July 21, 2017 13:25:00

Nr	Driver in	Day time in	Time in	Driver out	Day time out	Time out	Nett Time
6	Florian Spengler	13:48:32.076	23:32.076	Christopher Zanella	14:05:37.438	40:37.438	17:05.362
3	Markus Pommer	13:48:34.006	23:34.006	Markus Pommer	14:06:52.223	41:52.223	18:18.217
19	Mirko Bortolotti	13:48:35.183	23:35.183	Mirko Bortolotti	14:06:29.541	41:29.541	17:54.358
84	Maximilian Götz	13:48:43.156	23:43.156	Patrick Assenheimer	14:05:25.886	40:25.886	16:42.730
48	Marvin Kirchhöfer	13:48:51.784	23:51.784	Marvin Kirchhöfer	14:05:27.482	40:27.482	16:35.698
21	Luca Ludwig	13:48:54.070	23:54.070	Luca Ludwig	14:05:50.105	40:50.105	16:56.035
36	Klaus Bachler	14:09:27.220	44:27.220	Klaus Bachler	14:10:31.670	45:31.670	1:04.450
17	Michael Ammermüller	14:10:56.075	45:56.075	Michael Ammermüller	14:13:33.991	48:33.991	2:37.916
25	Frank Stippler	14:11:02.494	46:02.494	Mike David Ortmann	14:12:09.651	47:09.651	1:07.157
21	Luca Ludwig	14:11:33.319	46:33.319				
4	Patric Niederhauser	14:12:04.126	47:04.126	Patric Niederhauser	14:13:35.920	48:35.920	1:31.794
13	Maximilian Hackländer	14:12:20.024	47:20.024	Maximilian Hackländer	14:14:50.253	49:50.253	2:30.229
36	Klaus Bachler	14:12:22.083	47:22.083	Klaus Bachler	14:15:01.812	50:01.812	2:39.729
18	Christopher Friedrich	14:12:23.343	47:23.343	Christopher Friedrich	14:13:58.215	48:58.215	1:34.872
1	Connor De Phillippi	14:13:06.640	48:06.640	Christopher Mies	14:14:22.062	49:22.062	1:15.422
99	Sven Müller	14:13:33.883	48:33.883	Robert Renauer	14:14:57.826	49:57.826	1:23.943
77	Jules Gounon	14:13:37.277	48:37.277	Jules Gounon	14:14:47.144	49:47.144	1:09.867
63	Christian Engelhart	14:13:44.737	48:44.737	Christian Engelhart	14:17:27.946	52:27.946	3:43.209
20	Nikolaj Rogivue	14:14:01.583	49:01.583	Nikolaj Rogivue	14:16:31.986	51:31.986	2:30.403
42	Nick Catsburg	14:14:07.415	49:07.415	Nick Catsburg	14:15:14.689	50:14.689	1:07.274
19	Mirko Bortolotti	14:14:48.158	49:48.158	Mirko Bortolotti	14:18:53.041	53:53.041	4:04.883
3	Kelvin van der Linde	14:15:03.155	50:03.155	Kelvin van der Linde	14:19:04.461	54:04.461	4:01.306
7	Marco Mapelli	14:15:17.980	50:17.980	Marco Mapelli	14:18:55.180	53:55.180	3:37.200
84	Patrick Assenheimer	14:15:33.403	50:33.403	Patrick Assenheimer	14:16:42.075	51:42.075	1:08.672
26	Sebastian Asch	14:15:39.817	50:39.817	Sebastian Asch	14:16:49.181	51:49.181	1:09.364
2	Jeffrey Schmidt	14:15:48.842	50:48.842	Jeffrey Schmidt	14:17:03.215	52:03.215	1:14.373
24	Markus Winkelhock	14:16:03.224	51:03.224	Filip Salaquarda	14:17:08.845	52:08.845	1:05.621
66	Jonathan Judek	14:17:35.059	52:35.059	Jonathan Judek	14:19:01.521	54:01.521	1:26.462
22	Remo Lips	14:18:04.931	53:04.931	Marc Gassner	14:19:36.883	54:36.883	1:31.952
48	Marvin Kirchhöfer	14:18:45.259	53:45.259	Marvin Kirchhöfer	14:19:51.770	54:51.770	1:06.511
17	Mathieu Jaminet	14:20:11.154	55:11.154				
25	Mike David Ortmann	14:20:22.817	55:22.817				
26	Sebastian Asch	14:20:24.613	55:24.613				
2	Jeffrey Schmidt	14:20:26.607	55:26.607				
19	Mirko Bortolotti	14:20:32.152	55:32.152				
7	Marco Mapelli	14:20:37.119	55:37.119				
24	Filip Salaquarda	14:20:46.453	55:46.453				
6	Christopher Zanella	14:20:51.029	55:51.029				
3	Kelvin van der Linde	14:20:58.002	55:58.002				
66	Jonathan Judek	14:20:59.466	55:59.466				
63	Christian Engelhart	14:21:01.441	56:01.441				
18	Christopher Friedrich	14:21:02.847	56:02.847				
22	Marc Gassner	14:21:34.268	56:34.268				
13	Maximilian Hackländer	14:21:43.088	56:43.088				
77	Jules Gounon	14:21:45.152	56:45.152				
48	Marvin Kirchhöfer	14:21:45.896	56:45.896				



ADAC GT Masters

Pit Stops Free Practice 1

Provisional

Reg. Nr.: KNAF 0301.17.196

Friday, July 21, 2017 13:25:00



Circuit Zandvoort, Length: 4307m

Air temperature: 23.5°C

Track temperature: 34.76°C

Weather condition: Dry

Nr	Driver in	Day time in	Time in	Driver out	Day time out	Time out	Nett Time
99	Robert Renauer	14:21:47.540	56:47.540				
84	Patrick Assenheimer	14:21:50.244	56:50.244				
50	Philip Geipel	14:21:52.336	56:52.336				
36	Klaus Bachler	14:22:10.117	57:10.117				
20	Nikolaj Rogivue	14:22:14.148	57:14.148				
42	Philipp Eng	14:22:16.595	57:16.595				
4	Dennis Marschall	14:22:17.903	57:17.903				