

ADAC TCR Germany

Result List Free Practice 1



Provisional

Circuit Zandvoort, Length: 4307m

Air temperature: 21.77°C

Track temperature: 28.99°C

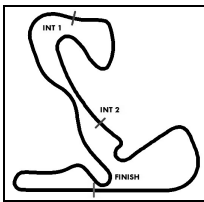
Weather condition: Dry

Reg. Nr.: KNAF 0301.17.196

Friday, July 21, 2017 12:30:00

started : 38 classified : 38 not classified : 0

Nr.	Drivers	Team	Lap	Best Time	Gap	Diff	Kph	Day Time
Cl.	Car	Competitor						
1	56 J.van Lagen(NLD) Audi RS 3 LMS	Bas Koeten Racing 1(NLD) Bas Koeten Racing BV	3	1:47.079			144.8	12:36:05
2	22 H.Proczyk(AUT) SEAT Leon TCR	HP Racing HP Racing	8	1:47.080	0.001	0.001	144.8	12:53:30
3	2 A.Morgan(GBR) SEAT Leon TCR	Wolf-Power Racing 2 Wolf-Power Racing	5	1:47.097	0.018	0.017	144.7	12:54:55
4	38 J.Wolfe(USA) VW Golf GTI TCR	TEAM ENGSTLER USA LIQUI MOLY Team Engstler	9	1:47.231	0.152	0.134	144.5	12:53:41
5	10 A.Buri(FIN) Audi RS 3 LMS	LMS Racing(FIN) LMS Racing	7	1:47.242	0.163	0.011	144.5	12:54:07
6	41 S.Kirsch(DEU) Honda Civic TCR	Honda Team ADAC Sachsen ADAC Sachsen e.V.	4	1:47.510	0.431	0.268	144.2	12:54:35
7	8 L.Engstler(DEU) R VW Golf GTI TCR	JUNIOR TEAM ENGSTLER(DEU) LIQUI MOLY Team Engstler	13	1:47.534	0.455	0.024	144.1	13:08:52
8	1 J.Files(GBR) Honda Civic TCR	Target Competition UK-SUI(GBR) Target srl.	9	1:47.806	0.727	0.272	143.8	12:54:54
9	14 N.Langeveld(NLD) Audi RS 3 LMS	Racing One Racing One GmbH	3	1:47.960	0.881	0.154	143.6	12:41:13
10	18 S.van der Linde(ZAF) Audi RS 3 LMS	AC 1927 Mayen e.V. im ADAC AC 1927 Mayen e.V. im ADAC	3	1:47.962	0.883	0.002	143.6	12:40:41
11	11 J.Schmarl(AUT) Honda Civic TCR	Target Competition AUT-POR Target srl.	2	1:48.003	0.924	0.041	143.5	12:36:07
12	58 R.Breukers(NLD) SEAT Leon TCR	Bas Koeten Racing 2(NLD) Bas Koeten Racing BV	3	1:48.059	0.980	0.056	143.4	12:36:04
13	7 M.Halder(DEU) SEAT Leon TCR	Wolf-Power Racing 2 Wolf-Power Racing	13	1:48.064	0.985	0.005	143.4	13:15:43
14	39 F.Thoma(CHE) VW Golf GTI TCR	JUNIOR TEAM ENGSTLER(DEU) LIQUI MOLY Team Engstler	6	1:48.070	0.991	0.006	143.4	12:41:21
15	36 D.Calcum(DEU) Opel Astra TCR	Schlaeppli Race-Tec(CHE) Schlaeppli Race-Tec	10	1:48.108	1.029	0.038	143.4	12:54:09
16	13 K.Jordan(DEU) VW Golf GTI TCR	Racing One Racing One GmbH	13	1:48.197	1.118	0.089	143.3	13:09:42
17	20 N.Kankkunen(FIN) Audi RS 3 LMS	LMS Racing(FIN) LMS Racing	4	1:48.223	1.144	0.026	143.2	12:38:49
18	44 S.Kaibach(DEU) Audi RS 3 LMS	Aust Motorsport(DEU) Aust Motorsport	3	1:48.276	1.197	0.053	143.2	12:53:13
19	17 J.Preisig(CHE) Opel Astra TCR	Lubner Motorsport(DEU) Lubner Motorsport	7	1:48.403	1.324	0.127	143.0	12:55:25
20	54 S.Reicher(AUT) R Audi RS 3 LMS	Certainty Racing Team(NLD) Certainty Racing Team BV	5	1:48.441	1.362	0.038	142.9	12:54:50
21	94 K.Richard(CHE) Honda Civic TCR	Target Competition UK-SUI(GBR) Target srl.	4	1:48.459	1.380	0.018	142.9	12:40:43
22	42 L.Niedertscheider(AUT) SEAT Leon TCR	Niedertscheider Motorsport(AUT) Niedertscheider Motorsport	6	1:48.517	1.438	0.058	142.8	12:53:32
23	99 T.Zimmermann(DEU) Audi RS 3 LMS	Target Competition GER Target srl.	10	1:48.568	1.489	0.051	142.8	12:54:01
24	57 M.Verhagen(NLD) Audi RS 3 LMS	Bas Koeten Racing 1(NLD) Bas Koeten Racing BV	3	1:48.627	1.548	0.059	142.7	12:36:10
25	19 M.Hofer(AUT) Audi RS 3 LMS	AC 1927 Mayen e.V. im ADAC AC 1927 Mayen e.V. im ADAC	13	1:48.682	1.603	0.055	142.6	13:11:56
26	66 R.Jost(CHE) SEAT Leon TCR	TOPCAR Sport TOPCAR Sport	8	1:48.789	1.710	0.107	142.5	12:53:54



ADAC TCR Germany

Result List Free Practice 1



Provisional

Reg. Nr.: KNAF 0301.17.196

Circuit Zandvoort, Length: 4307m

Air temperature: 21.77°C

Track temperature: 28.99°C

Weather condition: Dry

Friday, July 21, 2017 12:30:00

started : 38 classified : 38 not classified : 0

Nr.	Drivers	Team	Lap	Best Time	Gap	Diff	Kph	Day Time
Cl.	Car	Competitor						
27	82 T.Kramwinkel(DEU) Audi RS 3 LMS	GermanFLAVOURS Racing GermanFLAVOURS Racing	10	1:48.822	1.743	0.033	142.4	12:57:51
28	27 J.Rodrigues(PRT) Honda Civic TCR	Target Competition AUT-POR Target srl.	13	1:48.888	1.809	0.066	142.3	13:09:29
29	35 R.Rhyn(CHE) R SEAT Leon TCR	TOPCAR Sport TOPCAR Sport	7	1:48.959	1.880	0.071	142.3	12:54:04
30	88 M.Oestreich(DEU) Honda Civic TCR	Honda Team ADAC Sachsen ADAC Sachsen e.V.	8	1:49.102	2.023	0.143	142.1	12:53:02
31	40 D.Koster(NLD) Audi RS 3 LMS	Certainty Racing Team(NLD) Dillon Koster	11	1:49.164	2.085	0.062	142.0	13:10:46
32	9 S.Goede(DEU) VW Golf GTI TCR	TEAM ENGSTLER USA LIQUI MOLY Team Engstler	9	1:49.169	2.090	0.005	142.0	12:53:53
33	3 G.Rdest(POL) Audi RS 3 LMS	Target Competition SWE POL Target srl.	10	1:49.272	2.193	0.103	141.8	12:54:04
34	84 M.Sandberg(NLD) Audi RS 3 LMS	Racing One 2 Racing One GmbH	7	1:49.895	2.816	0.623	141.0	12:54:46
35	12 S.Larsson(SWE) Audi RS 3 LMS	Target Competition SWE POL Target srl.	5	1:50.028	2.949	0.133	140.9	12:40:14
36	98 T.Lautenschlager(DEU) Audi RS 3 LMS	Target Competition GER Target srl.	6	1:50.305	3.226	0.277	140.5	12:41:53
37	64 S.Markert(DEU) Audi RS 3 LMS	GermanFLAVOURS Racing ADAC Berlin-Brandenburg e.V.	14	1:50.582	3.503	0.277	140.2	13:11:09
38	25 L.Hezemans(NLD) Audi RS 3 LMS	Aust Motorsport(DEU) Aust Motorsport	7	1:50.668	3.589	0.086	140.1	13:09:53

Subject to final scrutineering!

Publication time:

Clerk of the Course: Jeroen Frieman

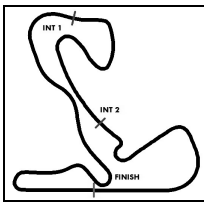
Timekeeper: Steffen Ruhl

ver: 1.0

www.adac.de/motorsport

Page 2/ 2 printed: 21.7.2017 13:18

CERTINA
S W I S S W A T C H E S



ADAC TCR Germany



Sector List Free Practice 1

Provisional

Reg. Nr.: KNAF 0301.17.196

Circuit Zandvoort, Length: 4307m

Air temperature: 21.97°C

Track temperature: 32.26°C

Weather condition: Dry

Friday, July 21, 2017 12:30:00

Lap	Time	SE1	SP1	SE2	SP2	SE3	SP3	TSP	Lap	Time	SE1	SP1	SE2	SP2	SE3	SP3	TSP
1 Files, GBR									theoretical besttime: 1:47.596								
1	4:13.906	3:12.686	168	28.764	188	32.456	215		10	1:48.127	47.463	174	28.583	190	32.081	217	226
2	1:48.748	47.826	177	28.433	191	32.489	217	228	11	1:48.360	47.461	176	28.601	191	32.298	218	230
3	1:51.974	47.908	171	30.217	114	33.849	217	225	12	2:30.521	57.565	132	32.844	126	1:00.112	23	225
4	1:48.729	47.320	178	29.178	191	32.231	218	227	13	5:28.416	4:20.505	177	30.158	163	37.753	219	
5	1:48.413	47.350	177	28.939	188	32.124	218	229	14	1:48.567	47.527	175	28.620	192	32.420	212	224
6	2:31.653	51.366	127	35.658	115	1:04.629	30	223	15	1:48.682	47.754	169	28.864	192	32.064	218	226
7	7:15.118	6:13.943	177	28.276	188	32.899	217		16	1:48.435	47.423	177	28.447	191	32.565	216	230
8	1:48.012	47.597	176	28.415	192	32.000	221	227	17	1:49.450	48.360	176	28.701	188	32.389	217	227
9	1:47.806	47.346	176	28.385	189	32.075	217	226	18	1:48.308	47.447	177	28.510	192	32.351	217	227

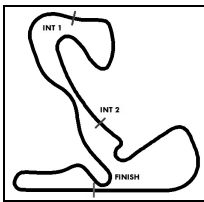
2 Morgan, GBR									theoretical besttime: 1:46.953								
1	8:33.522	7:25.789	149	32.413	154	35.320	206		7	2:12.550	55.053	131	31.817	155	45.680	28	230
2	2:04.299	49.127	175	28.909	186	46.263	40	207	8	8:03.767	7:01.606	165	29.246	184	32.915	217	
3	10:33.019	9:20.868	143	35.020	130	37.131	206		9	1:47.804	47.780	180	28.269	192	31.755	219	228
4	1:57.113	54.703	167	30.234	182	32.176	218	185	10	2:11.591	47.343	181	31.409	112	52.839	35	230
5	1:47.097	47.066	181	28.132	194	31.899	220	230	11								
6	1:47.818	47.199	180	28.611	190	32.008	221	232									

3 Rdest, POL									theoretical besttime: 1:49.021								
1	2:50.715	1:44.484	135	32.092	173	34.139	217		11	1:49.741	47.981	178	28.812	187	32.948	220	225
2	1:51.139	48.952	173	29.030	191	33.157	217	215	12	1:50.379	48.498	175	29.169	175	32.712	218	220
3	1:50.034	48.648	179	28.730	190	32.656	216	217	13	2:17.905	48.731	179	28.846	169	1:00.328	36	223
4	1:50.302	48.848	178	28.840	188	32.614	218	227	14	6:15.954	5:14.521	179	28.830	190	32.603	219	
5	1:50.439	47.930	180	29.292	187	33.217	217	223	15	1:51.149	49.149	133	29.300	190	32.700	217	224
6	1:50.337	48.038	179	29.014	188	33.285	214	223	16	1:49.397	48.036	179	28.818	189	32.543	218	226
7	2:31.895	56.716	110	34.636	146	1:00.543	26	216	17	1:51.918	48.279	180	30.327	164	33.312	220	224
8	5:50.786	4:48.158	158	29.606	179	33.022	219		18	1:50.074	48.320	176	29.032	189	32.722	219	227
9	1:50.024	48.360	179	28.886	184	32.778	221	209	19	1:51.214	48.458	176	28.943	190	33.813	210	227
10	1:49.272	48.167	176	28.744	187	32.361	218	219									

7 Halder, DEU									theoretical besttime: 1:47.802								
1	11:03.958	9:57.848	152	32.320	164	33.790	216		8	8:44.155	7:37.415	169	29.643	190	37.097	217	
2	2:25.613	51.528	139	33.366	79	1:00.719	35	201	9	1:48.533	47.641	180	28.786	190	32.106	217	227
3	7:01.723	5:56.087	154	33.004	171	32.632	217		10	1:50.971	49.147	123	29.457	188	32.367	219	229
4	1:48.692	47.885	180	28.448	192	32.359	201	222	11	1:48.691	47.676	180	28.505	191	32.510	217	229
5	1:48.514	47.929	181	28.496	191	32.089	219	210	12	1:48.123	47.717	180	28.342	193	32.064	221	229
6	1:48.522	47.405	180	28.682	193	32.435	219	231	13	1:48.064	47.396	180	28.438	193	32.230	217	231
7	1:58.324	47.523	170	28.718	190	42.083	51	232									

8 Engstler, DEU									theoretical besttime: 1:47.072								
1	2:17.868	1:16.025	150	29.413	187	32.430	210		9	1:47.608	47.709	180	28.185	191	31.714	218	220
2	1:56.279	48.014	178	28.368	188	39.897	59	220	10	1:47.702	47.203	181	28.440	191	32.059	215	231
3	3:40.872	2:37.840	177	29.260	118	33.772	217		11	2:04.411	53.233	114	29.560	177	41.618	50	227
4	1:54.424	47.305	180	34.707	176	32.412	216	226	12	9:30.394	8:29.884	173	28.292	189	32.218	215	
5	1:48.176	47.616	177	28.478	189	32.082	215	228	13	1:47.534	47.293	179	28.315	189	31.926	215	227
6	2:31.722	48.986	161	34.888	104	1:07.848	22	225	14	1:58.090	47.938	177	28.912	184	41.240	56	226
7	5:57.803	4:57.676	173	28.155	188	31.972	214		15								
8	1:47.721	47.442	178	28.282	191	31.997	219	227									

9 Goede, DEU									theoretical besttime: 1:48.916								
1	3:59.504	2:54.928	162	30.396	183	34.180	207		10	1:50.543	49.033	175	28.441	189	33.069	210	225
2	1:52.381	50.567	159	28.984	187	32.830	209	215	11	1:49.872	48.353	178	28.725	187	32.794	213	222
3	1:50.381	48.858	176	28.901	185	32.622	212	219	12	2:19.102	48.814	177	30.791	102	59.497	54	224
4	1:52.216	49.022	176	30.290	136	32.904	213	223	13	6:14.001	5:11.802	175	29.315	184	32.884	212	
5	1:49.426	48.267	178	28.700	188	32.459	213	224	14	1:50.427	49.089	176	28.631	188	32.707	212	222
6	2:12.854	48.387	176	29.056	164	55.411	26	225	15	1:51.919	48.644	178	30.841	186	32.434	214	225
7	6:37.941	5:36.520	176	28.782	189	32.639	213		16	1:50.626	48.376	176	29.406	185	32.844	211	225
8	1:49.308	48.361	178	28.453	187	32.494	214	224	17	1:56.746	49.307	170	29.765	151	37.674	207	220
9	1:49.169	48.449	174	28.512	189	32.208	214	225	18	2:06.965	49.810	149	31.037	174	46.118	41	219



ADAC TCR Germany



Sector List Free Practice 1

Provisional

Reg. Nr.: KNAF 0301.17.196

Circuit Zandvoort, Length: 4307m

Air temperature: 21.97°C

Track temperature: 32.26°C

Weather condition: Dry

Friday, July 21, 2017 12:30:00

Lap	Time	SE1	SP1	SE2	SP2	SE3	SP3	TSP	Lap	Time	SE1	SP1	SE2	SP2	SE3	SP3	TSP
-----	------	-----	-----	-----	-----	-----	-----	-----	-----	------	-----	-----	-----	-----	-----	-----	-----

10 Buri, FIN

theoretical besttime: 1:47.241

1	7:17.374	6:11.062	157	32.600	147	33.712	217		7	1:47.242	47.166	180	28.351	191	31.725	221	232
2	1:49.307	48.523	179	28.533	192	32.251	218	225	8	1:50.170	47.282	179	29.110	190	33.778	181	233
3	1:48.549	47.528	180	29.138	187	31.883	218	231	9	1:52.567	51.675	162	28.846	189	32.046	218	180
4	2:13.385	47.843	175	28.711	191	56.831	13	231	10	2:14.450	47.316	174	29.732	161	57.402	35	231
5	7:23.645	6:21.422	169	29.550	177	32.673	219		11								
6	1:47.881	47.742	180	28.350	192	31.789	220	231									

11 Schmarl, AUT

theoretical besttime: 1:47.647

1	4:19.879	3:15.485	157	29.947	162	34.447	215		10	1:53.524	48.235	172	30.674	124	34.615	215	225
2	1:48.003	47.862	170	28.140	193	32.001	216	219	11	1:49.696	48.118	173	29.102	189	32.476	215	225
3	1:49.906	48.096	168	28.624	191	33.186	216	226	12	2:32.478	53.725	120	34.606	105	1:04.147	19	223
4	1:48.823	47.506	178	28.853	192	32.464	216	227	13	5:52.393	4:49.968	167	28.714	189	33.711	216	
5	1:48.546	47.667	178	28.539	191	32.340	217	225	14	1:48.767	47.963	174	28.451	192	32.353	217	221
6	2:30.448	50.218	140	34.993	110	1:05.237	26	226	15	1:49.031	47.980	173	28.735	190	32.316	217	227
7	6:38.446	5:33.532	173	28.822	191	36.092	215		16	1:49.084	48.129	175	28.556	191	32.399	216	227
8	1:51.544	48.495	176	30.707	187	32.342	216	212	17	1:49.278	48.209	172	28.682	191	32.387	216	228
9	1:48.446	47.742	177	28.510	190	32.194	217	223	18	1:49.119	48.126	173	28.633	193	32.360	216	226

12 Larsson, SWE

theoretical besttime: 1:49.668

1	2:51.788	1:46.512	132	31.218	172	34.058	217		11	1:52.978	49.130	170	31.215	176	32.633	220	220
2	1:51.027	49.309	171	28.816	190	32.902	220	208	12	1:57.682	48.500	172	30.595	184	38.587	154	225
3	1:51.186	49.183	168	29.275	187	32.728	219	225	13	2:31.186	54.915	154	42.364	78	53.907	41	147
4	1:50.365	48.901	177	28.918	189	32.546	218	225	14	5:51.287	4:49.050	171	29.461	185	32.776	218	
5	1:50.028	48.314	178	28.992	188	32.722	218	224	15	1:51.734	49.738	174	29.094	190	32.902	218	219
6	1:50.173	48.591	179	28.930	183	32.652	218	216	16	1:50.541	48.714	174	29.210	187	32.617	217	219
7	2:54.995	1:05.804	94	37.944	108	1:11.247	15	216	17	1:51.021	48.816	176	29.274	188	32.931	216	218
8	5:18.783	4:15.857	161	29.253	189	33.673	217		18	1:51.658	48.964	173	29.723	184	32.971	216	220
9	1:50.728	49.080	172	28.808	186	32.840	218	216	19	1:51.784	48.989	172	29.340	186	33.455	203	213
10	1:50.870	49.317	160	28.917	186	32.636	217	219									

13 Jordan, DEU

theoretical besttime: 1:48.075

1	7:16.463	5:50.006	114	34.533	123	51.924	34		9	1:49.903	48.287	178	28.755	187	32.861	214	224
2	3:14.741	2:12.915	168	29.042	186	32.784	213		10	2:19.516	48.412	178	31.832	96	59.272	33	224
3	1:56.701	49.216	175	31.314	158	36.171	64	221	11	6:13.892	5:11.375	155	29.887	184	32.630	212	
4	3:31.990	1:40.895	88	40.721	95	1:10.374	32	64	12	1:48.597	48.040	174	28.308	186	32.249	213	221
5	4:12.443	3:11.286	175	28.752	187	32.405	215		13	1:48.197	47.607	177	28.430	187	32.160	215	224
6	1:50.471	49.177	172	28.765	187	32.529	214	225	14	1:49.118	47.925	176	28.843	186	32.350	214	224
7	1:48.878	48.041	178	28.519	187	32.318	214	223	15	1:55.000	47.812	177	32.978	129	34.210	215	225
8	1:50.397	48.542	168	29.252	186	32.603	214	225	16	1:48.921	47.886	179	28.668	186	32.367	216	227

14 Langeveld, NLD

theoretical besttime: 1:47.960

1	7:37.353	6:33.736	162	30.803	184	32.814	216		4	2:18.096	49.030	151	31.472	125	57.594	32	231
2	1:48.236	47.627	180	28.559	190	32.050	217	226	5		12:26.985	171	4:10.808	18			
3	1:47.960	47.504	180	28.531	189	31.925	218	229									

17 Preisig, CHE

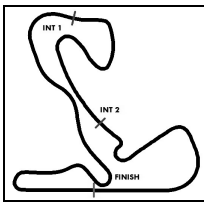
theoretical besttime: 1:48.270

1	5:54.234	4:43.265	130	33.560	154	37.409	188		6	1:48.413	47.872	179	28.386	191	32.155	219	225
2	2:04.634	55.311	148	31.844	113	37.479	214	184	7	1:48.403	47.744	179	28.519	189	32.140	218	226
3	2:03.855	50.473	142	29.798	174	43.584	50	207	8	2:02.107	47.939	175	29.136	179	45.032	46	223
4	9:55.476	8:54.187	171	28.827	190	32.462	217		9								
5	1:50.434	48.495	175	29.337	186	32.602	217	219									

18 van der Linde, ZAF

theoretical besttime: 1:47.779

1	7:05.570	6:03.573	177	29.100	190	32.897	217		7	1:48.351	47.680	179	28.424	191	32.247	217	229
2	1:48.016	47.505	180	28.497	187	32.014	217	229	8	1:58.599	47.530	177	29.807	163	41.262	60	230
3	1:47.962	47.424	179	28.607	189	31.931	217	229	9	9:54.866	8:54.206	180	28.466	189	32.194	217	
4	2:09.275	47.435	180	28.579	189	53.261	26	230	10	1:48.758	47.726	179	28.666	188	32.366	218	229
5	8:30.603	7:27.288	180	28.873	178	34.442	217		11	1:50.241	47.853	177	29.706	152	32.682	217	230



ADAC TCR Germany

Sector List Free Practice 1



Provisional

Reg. Nr.: KNAF 0301.17.196

Circuit Zandvoort, Length: 4307m

Air temperature: 21.97°C

Track temperature: 32.26°C

Weather condition: Dry

Friday, July 21, 2017 12:30:00

Lap	Time	SE1	SP1	SE2	SP2	SE3	SP3	TSP	Lap	Time	SE1	SP1	SE2	SP2	SE3	SP3	TSP
6	1:48.075	47.549	176	28.454	190	32.072	216	229	12	2:00.745	47.776	179	28.493	189	44.476	58	229

19 Hofer, AUT

theoretical besttime: 1:48.281

1	7:07.617	6:03.044	167	30.041	169	34.532	219		9	2:17.278	47.954	177	30.864	133	58.460	30	230
2	1:49.046	47.989	177	28.685	192	32.372	220	222	10	6:17.412	5:10.987	177	30.594	147	35.831	219	
3	1:50.175	48.019	177	29.175	189	32.981	217	231	11	1:49.606	47.863	176	28.759	192	32.984	220	231
4	2:11.618	48.130	176	28.960	189	54.528	22	229	12	1:49.194	47.984	178	28.803	191	32.407	220	221
5	9:28.988	8:28.231	179	28.522	192	32.235	221		13	1:48.682	47.694	177	28.676	193	32.312	221	231
6	1:49.094	48.414	174	28.615	192	32.065	220	228	14	1:49.163	48.203	176	28.718	192	32.242	221	232
7	1:48.797	47.826	179	28.576	192	32.395	221	231	15	1:59.069	47.694	178	28.725	192	42.650	42	228
8	1:48.941	47.797	178	28.779	192	32.365	219	230									

20 Kankkunen, FIN

theoretical besttime: 1:48.005

1	3:22.126	2:17.488	115	31.169	171	33.469	212		9	1:48.336	47.484	174	28.565	190	32.287	213	230
2	1:50.396	49.272	172	28.462	187	32.662	214	216	10	1:58.843	47.765	173	29.333	166	41.745	56	229
3	1:48.616	47.965	177	28.453	190	32.198	215	227	11	8:55.349	7:54.356	169	28.714	189	32.279	220	
4	1:48.223	47.555	178	28.523	190	32.145	215	227	12	1:50.457	47.879	178	28.804	189	33.774	214	230
5	1:48.524	47.530	177	28.812	188	32.182	214	228	13	1:48.644	47.740	178	28.694	189	32.210	215	227
6	2:15.788	50.210	165	31.228	183	54.350	23	231	14	1:59.808	49.355	177	29.244	188	41.209	50	232
7	9:44.078	8:42.914	163	28.747	189	32.417	214		15								
8	1:48.303	47.413	178	28.751	190	32.139	215	230									

22 Proczyk, AUT

theoretical besttime: 1:46.984

1	3:25.669	2:16.504	132	31.175	166	37.990	205		7	7:12.345	6:10.484	167	28.872	184	32.989	214	
2	2:08.692	53.361	160	29.418	185	45.913	38	189	8	1:47.080	47.223	179	28.033	189	31.824	216	225
3	2:40.865	1:33.972	158	34.189	176	32.704	217		9	1:47.089	47.127	180	28.040	191	31.922	214	227
4	1:53.640	48.502	145	31.518	185	33.620	216	228	10	2:02.968	50.656	179	28.611	189	43.701	43	225
5	1:48.551	47.281	179	28.973	186	32.297	216	229	11	11:25.805	10:08.664	136	32.193	169	44.948	45	
6	2:33.326	1:00.418	107	35.444	145	57.464	33	229	12								

25 Hezemans, NLD

theoretical besttime: 1:50.238

1	22:54.406	21:51.266	163	29.940	182	33.200	209		6	7:06.174	6:04.541	171	28.758	183	32.875	209	
2	1:52.206	49.101	161	30.064	178	33.041	209	219	7	1:50.668	48.955	174	28.827	184	32.886	210	220
3	1:51.736	49.702	174	29.101	184	32.933	210	220	8	1:50.955	48.837	174	29.030	184	33.088	210	220
4	1:51.170	48.843	174	29.165	183	33.162	209	220	9	1:51.043	48.866	174	29.042	183	33.135	209	220
5	2:26.929	57.082	131	33.752	134	56.095	28	202	10	1:50.906	48.605	174	29.044	182	33.257	208	220

27 Rodrigues, PRT

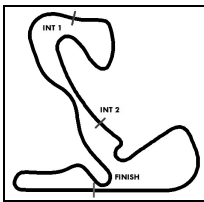
theoretical besttime: 1:48.624

1	4:01.924	2:56.580	169	30.854	137	34.490	212		10	1:50.279	47.943	177	29.473	186	32.863	213	226
2	1:51.699	49.028	156	29.743	189	32.928	212	225	11	2:28.942	51.079	126	36.944	88	1:00.919	26	219
3	1:58.528	55.460	158	29.597	161	33.471	212	223	12	7:10.522	6:08.698	170	29.123	189	32.701	213	
4	1:49.411	48.017	177	28.683	189	32.711	212	222	13	1:48.888	47.919	177	28.750	190	32.219	215	223
5	1:49.724	48.245	176	28.902	188	32.577	212	224	14	1:49.345	48.338	179	28.841	190	32.166	215	226
6	2:30.294	50.611	139	34.551	105	1:05.132	33	225	15	1:51.505	48.204	176	30.637	182	32.664	216	226
7	8:12.270	7:09.190	168	30.543	191	32.537	217		16	1:48.937	47.973	177	28.656	189	32.308	215	225
8	2:07.349	1:02.422	159	31.910	170	33.017	213	228	17	2:01.587	47.876	177	28.995	189	44.716	48	226
9	1:49.581	48.087	178	28.582	190	32.912	214	225									

35 Rhyn, CHE

theoretical besttime: 1:48.828

1	6:11.227	4:59.381	160	34.824	152	37.022	193		9	1:50.070	48.139	169	29.166	188	32.765	216	222
2	1:55.141	51.403	171	29.296	189	34.442	209	194	10	2:25.784	52.574	151	32.203	137	1:01.007	32	227
3	1:50.659	48.886	176	29.073	188	32.700	217	204	11	6:06.097	5:02.412	170	30.073	149	33.612	215	
4	1:59.751	48.573	176	28.859	191	42.319	59	216	12	2:02.327	51.013	169	28.994	183	42.320	58	223
5	8:28.475	7:25.845	164	29.425	181	33.205	217		13	3:04.150	2:02.857	173	28.705	191	32.588	217	
6	1:49.943	48.279	177	28.934	191	32.730	217	215	14	1:49.228	48.017	177	28.727	189	32.484	217	223
7	1:48.959	48.060	178	28.536	192	32.363	217	222	15	1:49.061	47.983	177	28.653	189	32.425	218	224
8	1:49.576	47.929	177	28.709	181	32.938	217	226	16	2:20.807	56.262	130	33.030	129	51.515	40	198



ADAC TCR Germany



Sector List Free Practice 1

Provisional

Reg. Nr.: KNAF 0301.17.196

Circuit Zandvoort, Length: 4307m

Air temperature: 21.97°C

Track temperature: 32.26°C

Weather condition: Dry

Friday, July 21, 2017 12:30:00

Lap	Time	SE1	SP1	SE2	SP2	SE3	SP3	TSP	Lap	Time	SE1	SP1	SE2	SP2	SE3	SP3	TSP
36 Calcum, DEU									theoretical besttime: 1:48.108								
1	2:34.692	1:28.823	168	31.265	115	34.604	212		10	1:48.108	47.653	180	28.401	194	32.054	221	230
2	1:52.013	49.870	178	29.134	192	33.009	216	208	11	2:05.196	49.477	161	30.697	132	45.022	58	232
3	1:49.789	48.917	181	28.494	193	32.378	218	220	12	4:49.930	3:14.558	147	34.464	148	1:00.908	19	
4	1:49.860	48.559	174	28.938	193	32.363	215	228	13	5:37.802	4:35.166	145	29.425	191	33.211	217	
5	1:49.233	47.917	180	28.966	193	32.350	217	220	14	1:48.907	47.854	178	28.759	192	32.294	218	225
6	1:49.000	47.932	179	28.797	192	32.271	217	226	15	1:49.224	47.805	176	28.940	188	32.479	217	230
7	2:28.057	51.911	124	33.592	128	1:02.554	21	230	16	1:49.112	47.939	174	28.708	193	32.465	219	231
8	6:20.194	5:14.249	155	33.199	170	32.746	221		17	1:49.039	47.740	177	28.632	188	32.667	218	231
9	1:48.699	47.994	177	28.557	191	32.148	220	225	18	1:58.247	47.842	175	28.808	192	41.597	50	228

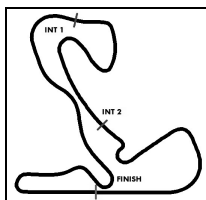
38 Wolfe, USA									theoretical besttime: 1:47.092								
1	4:40.008	3:36.180	166	30.448	185	33.380	208		9	1:47.231	47.153	179	28.194	190	31.884	213	228
2	1:48.037	47.902	178	28.326	191	31.809	215	221	10	2:09.664	47.213	176	28.348	190	54.103	37	229
3	1:47.564	47.625	178	28.137	192	31.802	215	230	11	10:19.404	9:18.650	175	28.765	187	31.989	215	
4	1:48.418	48.123	170	28.464	190	31.831	215	230	12	1:49.110	48.242	177	28.375	184	32.493	210	226
5	1:48.429	48.023	176	28.481	190	31.925	217	229	13	1:48.337	47.520	178	28.873	189	31.944	215	225
6	2:27.472	59.943	104	34.522	125	53.007	44	227	14	1:47.244	47.209	179	28.215	189	31.820	213	228
7	5:45.529	4:44.276	147	28.943	189	32.310	215		15	1:47.869	47.313	178	28.532	188	32.024	213	229
8	1:48.579	47.401	177	28.246	192	32.932	213	228	16	1:58.777	47.715	177	28.407	190	42.655	41	227

39 Thoma, CHE									theoretical besttime: 1:47.735								
1	2:18.611	1:17.139	170	29.188	184	32.284	212		8	7:41.718	6:40.947	176	28.565	188	32.206	217	
2	1:48.883	48.007	180	28.598	188	32.278	214	223	9	1:49.073	48.030	178	28.656	188	32.387	215	224
3	1:48.451	47.756	179	28.628	189	32.067	215	225	10	1:48.437	47.792	178	28.494	188	32.151	215	225
4	1:49.466	48.813	180	28.713	189	31.940	214	225	11	1:48.698	47.934	179	28.758	190	32.006	215	227
5	1:48.187	47.431	180	28.634	188	32.122	214	225	12	1:57.893	47.752	180	28.813	189	41.328	59	227
6	1:48.070	47.323	180	28.829	187	31.918	213	224	13								
7	2:10.862	49.052	169	29.368	162	52.442	30	225									

40 Koster, NLD									theoretical besttime: 1:48.666								
1	10:36.692	9:31.130	156	31.498	168	34.064	214		8	2:33.732	51.297	126	38.377	83	1:04.058	19	221
2	2:11.640	50.671	170	28.952	188	52.017	28	213	9	6:28.649	5:26.317	178	28.756	188	33.576	215	
3	7:54.593	6:52.092	174	28.800	188	33.701	213		10	1:51.187	48.214	177	29.756	160	33.217	217	228
4	1:50.501	48.964	178	28.733	191	32.804	216	218	11	1:49.164	48.366	180	28.505	191	32.293	218	231
5	1:49.610	48.882	178	28.354	191	32.374	217	227	12	1:50.088	48.258	180	28.875	189	32.955	217	230
6	1:49.456	48.396	179	28.477	191	32.583	217	228	13	1:49.399	48.302	178	28.725	190	32.372	217	228
7	1:50.928	48.684	179	29.233	182	33.011	215	227	14	1:49.459	48.019	180	29.122	190	32.318	220	228

41 Kirsch, DEU									theoretical besttime: 1:47.434								
1	3:59.120	2:16.274	85	45.381	87	57.465	42		7	8:08.769	7:06.961	150	28.843	190	32.965	217	
2	17:00.694	15:57.206	154	30.659	190	32.829	214		8	1:48.360	47.776	174	28.448	192	32.136	216	229
3	1:48.571	48.502	178	28.306	191	31.763	216	225	9	1:48.877	47.465	176	28.557	190	32.855	215	226
4	1:47.510	47.449	176	28.273	191	31.788	216	226	10	1:48.393	47.666	178	28.604	190	32.123	215	227
5	1:48.929	48.023	161	28.739	188	32.167	217	228	11	1:47.897	47.454	177	28.463	191	31.980	217	227
6	2:07.461	47.398	177	28.550	189	51.513	49	226	12	1:53.758	47.672	176	28.509	180	37.577	162	228

42 Niederscheider, AUT									theoretical besttime: 1:48.218								
1	7:09.305	6:01.527	150	34.065	177	33.713	215		9	2:07.319	47.898	177	28.887	189	50.534	32	224
2	1:49.708	47.864	178	28.671	193	33.173	214	225	10	7:04.603	6:02.727	174	29.039	191	32.837	217	
3	1:48.655	47.559	178	28.749	191	32.347	216	226	11	1:50.229	47.901	166	29.924	190	32.404	215	228
4	2:15.126	47.892	176	29.072	188	58.162	19	228	12	1:48.625	47.492	179	28.824	191	32.309	217	229
5	8:40.736	7:38.924	165	29.024	189	32.788	216		13	1:49.418	47.555	180	29.257	191	32.606	217	230
6	1:48.517	47.722	178	28.636	190	32.159	216	227	14	2:03.891	47.617	177	31.442	163	44.832	49	230
7	1:48.613	47.423	179	28.747	190	32.443	215	229	15								
8	1:49.711	47.658	176	29.106	189	32.947	212	228									



ADAC TCR Germany



Sector List Free Practice 1

Provisional

Reg. Nr.: KNAF 0301.17.196

Circuit Zandvoort, Length: 4307m

Air temperature: 21.97°C

Track temperature: 32.26°C

Weather condition: Dry

Friday, July 21, 2017 12:30:00

Lap	Time	SE1	SP1	SE2	SP2	SE3	SP3	TSP	Lap	Time	SE1	SP1	SE2	SP2	SE3	SP3	TSP
44	Kaibach, DEU									theoretical besttime: 1:47.574							
1	12:55.579	11:27.756	101	32.751	177	55.072	25		4	1:50.934	47.361	179	28.798	187	34.775	215	229
2	8:29.644	7:03.151	113	38.397	109	48.096	211		5	2:12.358	51.646	134	31.327	179	49.385	42	228
3	1:48.276	48.063	179	28.216	189	31.997	217	222									

54	Reicher, AUT									theoretical besttime: 1:48.331							
1	10:35.430	9:30.298	148	31.540	177	33.592	215		8	2:24.483	56.381	128	33.997	133	54.105	30	225
2	2:07.913	49.400	173	28.807	185	49.706	38	216	9	6:13.603	5:12.224	170	28.789	187	32.590	217	
3	8:29.126	7:23.594	163	32.037	112	33.495	215		10	1:48.616	47.655	177	28.548	189	32.413	217	228
4	1:49.780	48.676	175	28.695	188	32.409	217	206	11	1:49.093	47.717	179	28.710	188	32.666	216	230
5	1:48.441	47.745	177	28.568	190	32.128	218	230	12	1:51.901	50.426	172	29.017	189	32.458	217	229
6	1:48.647	47.702	176	28.631	190	32.314	217	230	13	1:49.405	48.008	172	28.932	189	32.465	217	229
7	1:50.207	48.406	176	28.850	187	32.951	215	227	14	1:49.420	47.960	174	28.973	189	32.487	217	230

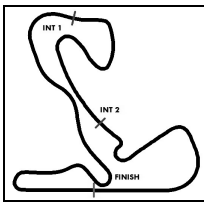
56	van Lagen, NLD									theoretical besttime: 1:46.960							
1	2:30.922	1:26.523	168	31.485	152	32.914	215		8	1:57.419	47.367	177	28.336	188	41.716	43	230
2	1:47.471	47.478	181	28.028	190	31.965	217	226	9	11:40.268	10:38.619	160	28.941	163	32.708	217	
3	1:47.079	47.106	179	28.101	190	31.872	219	231	10	1:47.712	47.223	179	28.541	186	31.948	217	229
4	2:01.000	47.320	179	29.309	158	44.371	47	227	11	1:47.820	47.370	180	28.524	187	31.926	219	229
5	11:58.365	10:56.539	158	29.186	166	32.640	217		12	1:58.698	47.295	179	28.814	187	42.589	44	231
6	1:47.574	47.281	175	28.216	189	32.077	217	229	13								
7	1:47.228	47.067	180	28.296	188	31.865	217	230									

57	Verhagen, NLD									theoretical besttime: 1:48.401							
1	2:32.914	1:28.078	164	30.631	147	34.205	213		7	1:53.513	48.599	146	30.095	169	34.819	217	225
2	1:49.201	48.466	177	28.236	192	32.499	216	222	8	1:51.211	50.280	179	28.619	190	32.312	217	222
3	1:48.627	47.951	178	28.421	191	32.255	215	227	9	1:49.763	47.971	171	29.144	189	32.648	219	229
4	1:50.111	48.369	177	28.772	181	32.970	216	228	10	1:49.446	47.968	166	28.833	184	32.645	217	229
5	1:58.320	48.265	172	29.161	187	40.894	58	227	11	2:04.034	47.910	178	28.715	188	47.409	45	229
6	10:01.831	8:59.669	174	29.238	188	32.924	215		12								

58	Breukers, NLD									theoretical besttime: 1:47.645							
1	2:22.802	1:15.839	139	32.077	178	34.886	208		10	1:48.369	47.507	176	28.766	188	32.096	215	230
2	1:54.099	50.424	145	30.788	168	32.887	217	221	11	1:48.202	47.376	176	28.645	188	32.181	216	227
3	1:48.059	47.505	178	28.281	189	32.273	212	229	12	2:02.153	50.440	174	29.946	179	41.767	59	200
4	1:56.842	50.584	175	31.140	161	35.118	188	214	13	9:49.158	8:46.878	164	29.509	183	32.771	214	
5	1:59.777	51.072	165	33.664	112	35.041	215	181	14	1:48.404	47.607	175	28.732	186	32.065	215	226
6	1:48.140	47.506	176	28.646	187	31.988	215	227	15	1:49.177	47.867	175	28.824	186	32.486	212	227
7	2:27.535	1:01.735	105	34.798	121	51.002	47	219	16	2:01.627	50.031	165	29.927	165	41.669	59	191
8	5:54.073	4:51.220	171	30.151	169	32.702	215		17								
9	1:59.119	47.511	176	36.184	152	35.424	217	227									

64	Markert, DEU									theoretical besttime: 1:50.003							
1	6:26.634	5:21.898	172	30.417	158	34.319	213		10	1:51.186	48.361	177	29.745	186	33.080	215	229
2	1:53.222	50.514	177	29.349	191	33.359	216	223	11	2:35.077	53.585	132	37.741	87	1:03.751	20	207
3	1:52.524	48.973	178	30.036	184	33.515	210	220	12	6:53.379	5:51.195	177	29.019	188	33.165	217	
4	1:51.710	49.686	178	29.270	187	32.754	216	195	13	1:50.880	48.697	176	29.541	186	32.642	215	224
5	2:33.364	57.186	109	36.100	130	1:00.078	24	221	14	1:50.582	48.466	178	29.033	188	33.083	216	227
6	5:57.233	4:53.487	175	30.266	153	33.480	217		15	1:51.073	48.650	178	29.473	186	32.950	216	227
7	1:50.998	48.879	172	29.320	190	32.799	217	228	16	1:51.009	48.342	172	29.891	184	32.776	216	229
8	1:52.158	49.573	177	29.492	184	33.093	217	207	17	1:58.628	49.409	164	33.213	140	36.006	189	228
9	1:50.810	48.530	176	29.440	188	32.840	216	230									

66	Jost, CHE									theoretical besttime: 1:48.717							
1	5:23.048	4:20.183	167	29.401	176	33.464	215		10	1:49.778	48.369	157	28.936	191	32.473	218	229
2	1:51.036	48.954	176	29.159	186	32.923	217	223	11	2:18.538	48.137	172	34.091	106	56.310	54	230
3	1:49.882	48.192	178	29.211	188	32.479	217	229	12	6:26.506	5:24.298	176	29.146	190	33.062	219	
4	1:50.191	48.150	180	29.712	189	32.329	217	229	13	1:53.570	48.407	169	32.224	191	32.939	217	229
5	2:17.358	50.727	174	29.903	129	56.728	14	229	14	1:49.906	48.270	177	29.183	190	32.453	217	231
6	7:05.076	6:00.240	175	29.839	180	34.997	218		15	1:49.828	48.297	177	29.099	191	32.432	217	228



ADAC TCR Germany

Sector List Free Practice 1



Provisional

Reg. Nr.: KNAF 0301.17.196

Circuit Zandvoort, Length: 4307m

Air temperature: 21.97°C

Track temperature: 32.26°C

Weather condition: Dry

Friday, July 21, 2017 12:30:00

Lap	Time	SE1	SP1	SE2	SP2	SE3	SP3	TSP	Lap	Time	SE1	SP1	SE2	SP2	SE3	SP3	TSP
7	1:49.455	48.377	177	28.599	193	32.479	218	228	16	2:04.400	50.464	165	29.337	192	44.599	44	227
8	1:48.789	48.209	176	28.422	193	32.158	219	230	17	2:37.096	1:12.307	141	35.162	144	49.627	44	
9	1:51.771	48.378	178	30.850	187	32.543	217	230									

82 Kramwinkel, DEU

theoretical besttime: 1:48.634

1	5:29.901	4:24.803	157	29.968	178	35.130	206		8	1:50.897	48.755	180	29.492	188	32.650	217	208
2	1:51.760	50.129	178	28.791	188	32.840	214	187	9	1:49.046	47.912	179	28.755	191	32.379	218	230
3	1:49.721	48.105	180	29.062	189	32.554	215	226	10	1:48.822	47.782	180	28.618	191	32.422	217	230
4	1:49.305	48.017	180	28.817	190	32.471	217	228	11	2:50.565	1:09.806	122	34.830	116	1:05.929	16	230
5	2:14.264	48.984	170	29.702	152	55.578	22	229	12	10:38.270	9:30.294	168	31.000	129	36.976	210	
6	7:18.779	6:16.729	177	29.307	174	32.743	218		13	1:54.775	51.119	143	31.073	169	32.583	217	197
7	1:49.382	48.313	180	28.774	192	32.295	219	218	14	1:49.259	47.762	180	29.243	188	32.254	218	229

84 Sandberg, NLD

theoretical besttime: 1:49.372

1	6:06.639	4:50.241	128	36.551	135	39.847	170		9	1:51.754	48.176	180	29.905	179	33.673	212	225
2	2:04.499	58.651	137	30.674	167	35.174	211	153	10	2:22.366	56.264	118	33.762	131	52.340	35	223
3	1:58.450	53.554	147	31.190	185	33.706	215	218	11	7:38.305	6:16.721	134	34.770	139	46.814	44	
4	2:03.903	49.633	174	29.069	188	45.201	47	221	12	2:30.895	1:28.341	168	29.510	185	33.044	216	
5	8:51.574	7:45.744	130	31.919	182	33.911	212		13	1:51.488	49.681	178	29.150	187	32.657	215	225
6	1:52.034	50.266	173	28.867	189	32.901	213	215	14	1:50.751	48.984	176	29.024	188	32.743	215	228
7	1:49.895	48.422	176	29.003	188	32.470	217	226	15	1:50.692	48.929	176	29.197	188	32.566	217	226
8	1:50.090	48.866	177	28.726	189	32.498	215	210									

88 Oestreich, DEU

theoretical besttime: 1:48.741

1	3:13.577	2:09.193	156	31.214	181	33.170	212		9	1:50.299	49.152	175	28.648	191	32.499	216	223
2	1:50.732	49.416	174	28.719	189	32.597	213	220	10	1:59.106	47.925	177	30.102	145	41.079	58	228
3	1:50.218	48.649	177	29.216	182	32.353	213	221	11	9:35.078	8:32.502	175	29.098	169	33.478	214	
4	1:49.149	48.075	175	28.800	185	32.274	215	225	12	1:51.148	48.232	175	28.628	190	34.288	206	222
5	1:50.029	48.182	173	29.378	189	32.469	215	222	13	1:50.513	49.012	178	28.990	189	32.511	216	184
6	2:02.598	48.375	177	29.136	186	45.087	47	225	14	1:49.377	48.133	176	28.659	191	32.585	216	226
7	8:37.459	7:33.095	174	30.560	121	33.804	215		15	2:01.955	50.027	173	29.121	190	42.807	47	227
8	1:49.102	48.187	176	28.542	191	32.373	217	220	16								

94 Richard, CHE

theoretical besttime: 1:47.980

1	5:17.610	4:14.980	165	29.080	189	33.550	215		4	1:48.459	47.496	178	28.677	190	32.286	215	226
2	1:49.267	48.339	178	28.478	191	32.450	215	225	5		5:27.951	32					230
3	1:48.598	48.114	178	28.349	191	32.135	216	229									

98 Lautenschlager, DEU

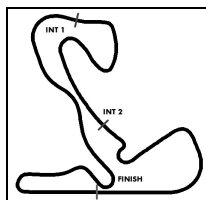
theoretical besttime: 1:49.713

1	2:38.633	1:34.608	153	30.186	182	33.839	212		8	8:25.456	7:23.207	176	29.380	187	32.869	216	
2	1:50.885	48.816	177	29.155	187	32.914	215	222	9	2:24.320	53.371	123	38.751	102	52.198	41	227
3	1:51.662	49.837	178	28.834	187	32.991	217	226	10	12:45.083	11:43.685	176	28.643	187	32.755	194	
4	1:51.089	48.713	175	29.556	186	32.820	218	227	11	1:52.177	49.708	171	29.314	186	33.155	215	197
5	1:51.122	49.278	176	29.152	188	32.692	217	225	12	1:51.320	48.694	176	28.981	186	33.645	215	224
6	1:50.305	48.378	177	29.174	188	32.753	218	227	13	2:02.221	48.657	176	28.963	180	44.601	44	225
7	2:30.886	1:00.556	109	34.310	128	56.020	31	227	14								

99 Zimmermann, DEU

theoretical besttime: 1:48.141

1	2:49.789	1:43.916	128	31.945	175	33.928	217		10	1:48.568	47.817	178	28.587	190	32.164	221	231
2	1:48.779	47.717	180	28.595	191	32.467	217	225	11	1:50.454	48.148	175	29.950	187	32.356	220	231
3	1:48.662	47.496	180	28.512	186	32.654	218	229	12	1:48.843	47.848	172	28.645	190	32.350	217	231
4	1:50.045	49.196	175	28.577	185	32.272	220	221	13	2:17.538	49.374	178	29.559	127	58.605	50	230
5	1:49.433	47.726	162	29.424	186	32.283	220	228	14	7:56.513	6:55.624	167	28.596	185	32.293	221	
6	1:48.718	47.599	179	28.632	190	32.487	219	229	15	1:48.905	47.710	178	29.062	187	32.133	221	230
7	2:30.763	59.308	107	34.648	121	56.807	33	222	16	1:48.771	47.747	180	28.725	191	32.299	221	231
8	5:58.129	4:55.922	159	29.467	182	32.740	218		17	1:51.153	47.782	178	28.826	190	34.545	218	232
9	1:48.876	47.703	181	28.674	191	32.499	220	229	18	1:50.427	48.302	178	28.882	165	33.243	217	219



ADAC TCR Germany

Top speed list Free Practice 1

Provisional



Circuit Zandvoort, Length: 4307m

Air temperature: 21.97°C

Track temperature: 32.26°C

Weather condition: Dry

Reg. Nr.: KNAF 0301.17.196

Friday, July 21, 2017 12:30:00

#	Name (NAT)	Team	Car name	Speed	Lap	Race time
10	Antti Buri (FIN)	LMS Racing (FIN)	Audi RS 3 LMS	233.76	8	24:10.275
36	Dino Calcum (DEU)	Schlaeppli Race-Tec (CHE)	Opel Astra TCR	232.75	11	24:12.527
19	Max Hofer (AUT)	AC 1927 Mayen e.V. im ADAC	Audi RS 3 LMS	232.75	14	41:59.333
2	Alex Morgan (GBR)	Wolf-Power Racing 2	SEAT Leon TCR	232.25	6	24:57.943
7	Mike Halder (DEU)	Wolf-Power Racing 2	SEAT Leon TCR	232.25	7	25:59.931
20	Niko Kankkunen (FIN)	LMS Racing (FIN)	Audi RS 3 LMS	232.25	14	40:50.601
99	Tim Zimmermann (DEU)	Target Competition GER	Audi RS 3 LMS	232.25	17	41:35.681
56	Jaap van Lagen (NLD)	Bas Koeten Racing 1 (NLD)	Audi RS 3 LMS	231.75	3	4:21.317
14	Niels Langeveld (NLD)	Racing One	Audi RS 3 LMS	231.75	4	11:16.474
8	Luca Engstler (DEU)	JUNIOR TEAM ENGSTLER (DEU)	VW Golf GTI TCR	231.26	10	23:45.397
66	Ronny Jost (CHE)	TOPCAR Sport	SEAT Leon TCR	231.26	14	38:17.931
40	Dillon Koster (NLD)	Certainty Racing Team (NLD)	Audi RS 3 LMS	231.26	11	38:59.910
38	Jason Wolfe (USA)	TEAM ENGSTLER USA	VW Golf GTI TCR	230.76	3	6:30.974
18	Sheldon van der Linde (ZAF)	AC 1927 Mayen e.V. im ADAC	Audi RS 3 LMS	230.76	4	10:44.476
94	Kris Richard (CHE)	Target Competition UK-SUI (GBR)	Honda Civic TCR	230.76	5	10:46.889
54	Simon Reicher (AUT)	Certainty Racing Team (NLD)	Audi RS 3 LMS	230.76	6	24:53.618
82	Thomas Kramwinkel (DEU)	GermanFLAVOURS Racing	Audi RS 3 LMS	230.76	11	27:54.808
42	Lukas Niedertscheider (AUT)	Niedertscheider Motorsport (AUT)	SEAT Leon TCR	230.76	14	41:53.496
58	Rik Breukers (NLD)	Bas Koeten Racing 2 (NLD)	SEAT Leon TCR	230.27	10	22:13.377
64	Sven Markert (DEU)	GermanFLAVOURS Racing	Audi RS 3 LMS	230.27	9	24:20.783
1	Josh Files (GBR)	Target Competition UK-SUI (GBR)	Honda Civic TCR	230.27	11	26:45.423
44	Sandro Kaibach (DEU)	Aust Motorsport (DEU)	Audi RS 3 LMS	229.78	4	23:16.447
57	Michael Verhagen (NLD)	Bas Koeten Racing 1 (NLD)	Audi RS 3 LMS	229.78	10	25:38.411
22	Harald Proczyk (AUT)	HP Racing	SEAT Leon TCR	229.29	5	10:11.813
41	Steve Kirsch (DEU)	Honda Team ADAC Sachsen	Honda Civic TCR	229.29	8	36:43.991
27	Jose Rodrigues (PRT)	Target Competition AUT-POR	Honda Civic TCR	228.81	8	22:16.811
11	Jürgen Schmarl (AUT)	Target Competition AUT-POR	Honda Civic TCR	228.81	17	42:01.965
84	Maurits Sandberg (NLD)	Racing One 2	Audi RS 3 LMS	228.81	14	42:54.844
88	Moritz Oestreich (DEU)	Honda Team ADAC Sachsen	Honda Civic TCR	228.32	10	24:56.119
39	Florian Thoma (CHE)	JUNIOR TEAM ENGSTLER (DEU)	VW Golf GTI TCR	227.84	11	24:54.725
13	Kai Jordan (DEU)	Racing One	VW Golf GTI TCR	227.84	16	43:29.274
98	Tom Lautenschlager (DEU)	Target Competition GER	Audi RS 3 LMS	227.36	4	6:24.136
3	Gosia Rdest (POL)	Target Competition SWE POL	Audi RS 3 LMS	227.36	4	6:34.841
35	Rudolf Rhyn (CHE)	TOPCAR Sport	SEAT Leon TCR	227.36	10	27:46.753
17	Jasmin Preisig (CHE)	Lubner Motorsport (DEU)	Opel Astra TCR	226.41	7	23:39.976
9	Stefan Goede (DEU)	TEAM ENGSTLER USA	VW Golf GTI TCR	225.94	16	39:52.036
12	Simon Larsson (SWE)	Target Competition SWE POL	Audi RS 3 LMS	225.46	3	4:45.725
25	Loris Hezemans (NLD)	Aust Motorsport (DEU)	Audi RS 3 LMS	220.85	4	26:41.397