

# ADAC GT Masters

## Result List Free Testsession



Provisional

Circuit Zandvoort, Length: 4307m

Air temperature: 19.26°C

Track temperature: 22.34°C

Weather condition: Dry

Reg. Nr.: KNAF 0301.17.196

Friday, July 21, 2017 9:05:00

started : 27      classified : 27      not classified : 0

	Drivers	Team	Car	Lap	Best Time	Gap	Diff	Kph	Day Time
1	21 <b>L.Stolz(DEU)(J)</b> /L.Ludwig(DEU)	Mercedes-AMGTeamZAKSPEED(D	Mercedes-AMG GT3	19	<b>1:35.460</b>			162.4	10:17:06
2	3 <b>M.Pommer(DEU)</b> /K.van der Linde(ZAF)	Aust Motorsport(DEU)	Audi R8 LMS	23	<b>1:35.594</b>	0.134	0.134	162.1	10:25:05
3	84 P.Assenheimer(DEU)(J)/ <b>M.Götz(DEU)</b>	Mercedes-AMGTeamHTPMotorspor	Mercedes-AMG GT3	20	<b>1:35.609</b>	0.149	0.015	162.1	10:24:12
4	4 D.Marschall(DEU)(J)/ <b>P.Niederhauser(CHE)</b>	Aust Motorsport(DEU)	Audi R8 LMS	18	<b>1:35.951</b>	0.491	0.342	161.5	10:13:58
5	19 E.Perez Companc(ARG)(J)/ <b>M.Bortolotti(ITA)</b>	GRT Grasser-Racing-Team(AUT)	Lamborghini Huracan GT3	24	<b>1:36.028</b>	0.568	0.077	161.4	10:30:58
6	63 R.Ineichen(CHE)(T)/ <b>C.Engelhart(DEU)</b>	GRT Grasser-Racing-Team(AUT)	Lamborghini Huracan GT3	24	<b>1:36.141</b>	0.681	0.113	161.2	10:28:04
7	20 <b>N.Rogivue(CHE)(J)</b> /N.Sylvest(DNK)(J)	Mercedes-AMGTeamZAKSPEED(D	Mercedes-AMG GT3	15	<b>1:36.142</b>	0.682	0.001	161.2	10:02:54
8	7 <b>N.Siedler(AUT)</b> /M.Mapelli(ITA)	HB Racing WDS Bau(AUT)	Lamborghini Huracan GT3	24	<b>1:36.316</b>	0.856	0.174	160.9	10:36:23
9	17 M.Jaminet(FRA)/ <b>M.Ammernüller(DEU)</b>	KÜS TEAM75 Bernhard(DEU)	Porsche 911 GT3 R	20	<b>1:36.372</b>	0.912	0.056	160.8	10:25:57
10	48 <b>I.Dontje(NLD)(J)</b> /M.Kirchhöfer(DEU)	Mercedes-AMGTeamHTPMotorspor	Mercedes-AMG GT3	29	<b>1:36.429</b>	0.969	0.057	160.7	10:35:23
11	1 <b>C.De Phillippi(USA)</b> /C.Mies(DEU)	MontaplastbyLand-Motorsport(DEU)	Audi R8 LMS	8	<b>1:36.477</b>	1.017	0.048	160.7	9:26:23
12	42 N.Catsburg(NLD)/ <b>P.Eng(AUT)</b>	BMW Team Schnitzer(DEU)	BMW M6 GT3	15	<b>1:36.542</b>	1.082	0.065	160.6	10:07:24
13	77 J.Gounon(FRA)(J)/ <b>R.van der Zande(NLD)</b>	Callaway Competition(DEU)	Corvette C7 GT3	18	<b>1:36.630</b>	1.170	0.088	160.4	10:21:39
14	6 F.Spengler(DEU)/ <b>C.Zanella(CHE)</b>	HB Racing WDS Bau(AUT)	Lamborghini Huracan GT3	27	<b>1:36.691</b>	1.231	0.061	160.3	10:35:57
15	99 <b>R.Renauer(DEU)</b> /S.Müller(DEU)	Precote Herberth Motorsport(DEU)	Porsche 911 GT3 R	21	<b>1:36.724</b>	1.264	0.033	160.3	10:30:01
16	26 <b>S.Asch(DEU)</b> /S.Mücke(DEU)	BWT Mücke Motorsport(DEU)	Mercedes-AMG GT3	4	<b>1:36.875</b>	1.415	0.151	160.0	9:12:02
17	50 <b>P.Geipel(DEU)</b> /R.Frey(CHE)	YACO Racing(DEU)	Audi R8 LMS	28	<b>1:37.008</b>	1.548	0.133	159.8	10:36:13
18	2 J.Schmidt(CHE)(J)/ <b>C.Haase(DEU)</b>	MontaplastbyLand-Motorsport(DEU)	Audi R8 LMS	18	<b>1:37.014</b>	1.554	0.006	159.8	10:09:13
19	13 <b>S.Barth(DEU)(T)</b> /M.Hackländer(DEU)	RWT Racing(AUT)	Corvette C7 GT3	23	<b>1:37.234</b>	1.774	0.220	159.4	10:35:54
20	24 <b>F.Salaquarda(CZE)</b> /M.Winkelhock(DEU)	BWT Mücke Motorsport(DEU)	Audi R8 LMS	19	<b>1:37.270</b>	1.810	0.036	159.4	10:19:15
21	25 <b>M.Ortmann(DEU)(J)</b> /F.Stippler(DEU)	BWT Mücke Motorsport(DEU)	Audi R8 LMS	27	<b>1:37.337</b>	1.877	0.067	159.2	10:34:59
22	8 <b>M.Ahlin-Kottulinsky(SWE)(J)</b> /R.Feller(CHE)(J)	Audi Sport racing academy(DEU)	Audi R8 LMS	20	<b>1:37.507</b>	2.047	0.170	159.0	10:15:39
23	36 <b>A.Macdonall(GBR)</b> /K.Bachler(AUT)	Schütz Motorsport(DEU)	Porsche 911 GT3 R	29	<b>1:37.512</b>	2.052	0.005	159.0	10:36:26
24	22 R.Lips(CHE)(T)/ <b>M.Gassner(DEU)</b>	MRS GT-Racing(DEU)	Nissan GT-RNISMOGT3	19	<b>1:37.551</b>	2.091	0.039	158.9	10:19:47
25	66 <b>J.Judek(DEU)(J)</b> /E.Lindholm(FIN)(J)	ADACNSA/AttemptoRacing Team(L	Lamborghini Huracan GT3	14	<b>1:37.957</b>	2.497	0.406	158.2	10:15:45
26	18 <b>A.de Leener(BEL)</b> /C.Friedrich(DEU)(J)	KÜS TEAM75 Bernhard(DEU)	Porsche 911 GT3 R	23	<b>1:38.512</b>	3.052	0.555	157.3	10:24:42
27	9 E.Erhart(DEU)/ <b>C.Höher(AUT)(J)</b>	Audi Sport racing academy(DEU)	Audi R8 LMS	4	<b>1:41.991</b>	6.531	3.479	152.0	9:12:34

Subject to final scrutineering!

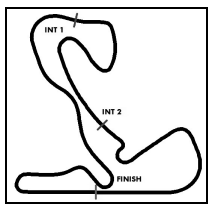
Publication time:	Clerk of the Course: Jeroen Frieman	Timekeeper: Steffen Ruhl
-------------------	-------------------------------------	--------------------------

ver: 1.0

[www.adac.de/motorsport](http://www.adac.de/motorsport)

Page 1/ 1 printed: 21.7.2017 10:42

**CERTINA**  
S W I S S W A T C H E S



# ADAC GT Masters

## Sector List Free Testsession



Provisional

Reg. Nr.: KNAF 0301.17.196

Circuit Zandvoort, Length: 4307m  
Air temperature: 19.26°C  
Track temperature: 22.34°C  
Weather condition: Dry

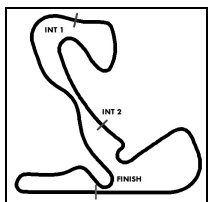
Friday, July 21, 2017 9:05:00

Lap	Time	SE1	SP1	SE2	SP2	SE3	SP3	TSP	Lap	Time	SE1	SP1	SE2	SP2	SE3	SP3	TSP
<b>1 De Phillippi, USA / Mies, DEU</b>									<b>theoretical besttime: 1:36.300</b>								
1	2:08.123	1:09.208	184	27.350	199	31.565	240		17	1:37.187	42.710	199	25.485	215	28.992	242	257
2	1:41.648	44.225	202	25.774	214	31.649	240	254	18	1:36.936	42.596	200	25.437	215	28.903	244	257
3	1:41.960	42.786	196	25.905	216	33.269	242	255	19	1:37.651	42.747	201	25.494	215	29.410	243	258
4	1:53.936	42.877	191	26.672	216	44.387	241	256	20	1:37.894	42.861	198	26.297	215	28.736	244	256
5	1:53.696	43.441	202	26.102	168	44.153	57	255	21	1:37.260	42.794	201	25.684	215	28.782	244	257
6	8:48.009	7:43.694	189	31.399	124	32.916	242		22	1:44.730	42.567	201	25.495	215	36.668	57	257
7	1:39.012	43.453	202	26.315	211	29.244	244	255	23	2:38.793	1:43.759	201	25.770	214	29.264	243	
8	<b>1:36.477</b>	<b>42.371</b>	204	25.322	215	28.784	244	258	24	1:37.328	43.015	201	25.331	214	28.982	241	255
9	1:45.876	42.383	200	25.450	<b>217</b>	38.043	57	<b>259</b>	25	1:36.831	42.602	203	25.407	215	28.822	243	255
10	29:05.905	28:06.720	170	28.669	136	30.516	241		26	1:36.672	42.650	203	25.345	215	28.677	244	256
11	1:41.354	43.039	198	25.737	214	32.578	244	254	27	1:36.499	42.570	204	<b>25.282</b>	<b>214</b>	<b>28.647</b>	<b>245</b>	257
12	1:36.934	42.710	199	25.300	214	28.924	244	257	28	1:47.639	43.167	201	25.770	215	38.702	58	257
13	1:37.224	42.751	200	25.457	215	29.016	244	257	29	3:15.107	2:20.768	201	25.352	215	28.987	244	
14	1:37.032	42.615	199	25.451	215	28.966	244	257	30	1:36.974	42.792	202	25.307	215	28.875	244	257
15	1:39.437	43.178	189	25.985	215	30.274	242	258	31	1:36.686	42.612	203	25.288	216	28.786	246	258
16	1:40.104	44.378	175	25.806	215	29.920	244	257	32	1:38.473	42.722	203	25.352	216	30.399	245	259

<b>2 Schmidt, CHE / Haase, DEU</b>									<b>theoretical besttime: 1:36.800</b>								
1	2:14.543	1:11.154	154	28.658	207	34.731	237		18	<b>1:37.014</b>	42.719	200	<b>25.435</b>	<b>213</b>	28.860	243	255
2	1:40.865	44.653	191	26.010	213	30.202	238	239	19	1:37.681	43.055	201	25.613	213	29.013	241	257
3	1:42.268	45.328	186	26.746	214	30.194	241	248	20	1:38.504	42.907	200	25.589	214	30.008	243	257
4	1:41.446	45.206	180	26.407	214	29.833	241	243	21	1:46.297	43.223	201	25.786	214	37.288	241	255
5	1:54.463	43.484	198	25.896	<b>216</b>	45.083	58	255	22	1:37.266	42.997	200	25.489	214	<b>28.780</b>	<b>244</b>	255
6	8:44.527	7:45.255	160	28.268	200	31.004	240		23	1:37.485	<b>42.585</b>	<b>201</b>	25.908	213	28.992	244	257
7	1:37.224	42.904	<b>202</b>	25.496	215	28.824	245	252	24	1:45.792	43.205	199	25.545	213	37.042	58	258
8	1:37.139	42.641	200	25.528	216	28.970	<b>247</b>	<b>259</b>	25	3:06.593	2:08.993	180	27.457	207	30.143	240	
9	1:40.953	44.867	187	26.551	210	29.535	229	257	26	1:38.684	43.640	197	25.764	212	29.280	242	253
10	2:05.316	48.777	108	33.563	173	42.976	57	199	27	1:38.365	43.410	199	25.666	213	29.289	242	254
11	27:48.425	26:42.621	177	28.631	205	37.173	233		28	1:38.423	43.564	193	25.741	213	29.118	242	256
12	1:40.928	45.450	166	26.321	213	29.157	243	246	29	1:37.176	42.783	201	25.503	214	28.890	243	255
13	1:37.477	42.999	194	25.510	213	28.968	243	256	30	1:38.249	43.425	190	25.650	214	29.174	244	257
14	1:37.748	43.034	195	25.784	213	28.930	243	257	31	1:37.580	42.876	201	25.611	214	29.093	244	257
15	1:37.407	42.879	199	25.605	213	28.923	244	257	32	1:37.663	42.820	200	25.910	213	28.933	245	257
16	1:37.504	42.943	198	25.635	213	28.926	244	257	33	1:38.822	43.278	196	26.244	215	29.300	244	258
17	1:37.575	42.892	198	25.613	214	29.070	243	257									

<b>3 Pommer, DEU / van der Linde, ZAF</b>									<b>theoretical besttime: 1:35.594</b>								
1	2:23.005	1:22.561	156	28.759	208	31.685	235		15	1:37.645	43.156	198	25.339	215	29.150	242	254
2	1:41.050	45.672	196	26.262	214	29.116	245	226	16	1:39.367	43.428	140	26.830	215	29.109	242	257
3	1:41.658	44.151	193	26.360	<b>217</b>	31.147	244	253	17	1:45.976	42.764	201	25.253	216	37.959	57	256
4	1:37.692	42.894	202	25.603	215	29.195	245	257	18	3:26.551	2:27.762	145	28.342	191	30.447	244	
5	1:54.776	43.022	189	28.238	179	43.516	58	257	19	1:37.026	43.063	201	25.301	213	28.662	246	254
6	11:35.445	10:31.094	198	25.741	214	38.610	58		20	1:35.849	42.143	202	25.230	216	28.476	244	259
7	2:12.589	1:07.462	201	25.618	216	39.509	58		21	1:35.776	42.195	201	25.093	216	28.488	246	260
8	28:06.887	27:12.121	193	25.841	213	28.925	243		22	1:37.093	42.521	191	25.632	215	28.940	246	<b>260</b>
9	1:37.445	43.276	200	25.554	215	28.615	245	254	23	<b>1:35.594</b>	<b>42.127</b>	<b>203</b>	<b>25.084</b>	<b>216</b>	<b>28.383</b>	<b>248</b>	260
10	1:40.542	44.572	200	25.661	215	30.309	246	257	24	1:48.490	42.559	152	26.880	187	39.051	58	260
11	1:36.871	42.614	202	25.552	216	28.705	247	257	25	3:45.697	2:12.886	96	39.442	103	53.369	58	
12	1:36.763	42.387	201	25.384	216	28.992	246	260	26	2:35.107	1:40.207	200	25.477	215	29.423	246	
13	1:49.113	43.777	197	26.388	213	38.948	58	258	27	1:36.158	42.305	202	25.244	216	28.609	246	257
14	4:00.621	2:58.683	145	31.451	129	30.487	241		28	1:36.309	42.321	201	25.372	215	28.616	247	258

<b>4 Marschall, DEU / Niederhauser, CHE</b>									<b>theoretical besttime: 1:35.938</b>								
1	2:17.193	1:09.638	137	32.029	155	35.526	213		16	1:36.034	42.217	202	25.312	215	<b>28.505</b>	<b>247</b>	257
2	1:52.095	52.401	164	28.096	169	31.598	239	201	17	1:37.295	42.217	203	25.944	214	29.134	245	260
3	1:41.854	45.287	185	25.967	215	30.600	181	223	18	<b>1:35.951</b>	<b>42.179</b>	<b>202</b>	<b>25.254</b>	<b>215</b>	28.518	246	257
4	1:48.747	51.487	151	26.663	179	30.597	242	168	19	1:47.618	44.299	195	26.104	214	37.215	58	259
5	1:50.089	43.253	194	26.431	182	40.405	39	255	20	4:32.264	3:34.796	186	26.317	209	31.151	243	
6	11:20.480	10:20.490	176	28.460	173	31.530	235		21	1:37.270	42.701	195	25.586	214	28.983	244	257
7	1:38.643	44.047	197	25.661	214	28.935	242	250	22	1:37.229	42.698	199	25.520	214	29.011	245	257
8	2:15.969	50.644	110	36.036	112	49.289	57	251	23	1:37.484	42.489	201	25.563	214	29.432	244	258
9	26:45.925	25:48.346	164	27.340	211	30.239	241		24	1:36.938	42.520	201	25.573	215	28.845	245	257



# ADAC GT Masters

## Sector List Free Testsession



Provisional

Circuit Zandvoort, Length: 4307m

Air temperature: 19.26°C

Track temperature: 22.34°C

Weather condition: Dry

Reg. Nr.: KNAF 0301.17.196

Friday, July 21, 2017 9:05:00

Lap	Time	SE1	SP1	SE2	SP2	SE3	SP3	TSP	Lap	Time	SE1	SP1	SE2	SP2	SE3	SP3	TSP
10	1:40.400	43.299	193	25.935	214	31.166	241	255	25	1:43.959	42.882	197	27.979	121	33.098	245	258
11	1:37.856	42.943	165	26.123	215	28.790	244	255	26	1:39.808	42.649	200	25.471	214	31.688	245	258
12	1:36.504	42.529	199	25.310	215	28.665	<b>247</b>	258	27	1:36.688	42.436	201	25.453	215	28.799	245	258
13	1:45.294	43.087	199	25.477	<b>216</b>	36.730	57	<b>260</b>	28	1:36.647	42.561	201	25.393	215	28.693	245	258
14	4:16.672	3:17.223	162	28.489	207	30.960	239		29	1:36.840	42.563	202	25.520	215	28.757	245	259
15	1:40.987	43.809	200	25.848	214	31.330	243	252									

### 6 Spengler, DEU / Zanella, CHE

**theoretical besttime: 1:36.685**

1	5:37.894	4:26.323	167	28.700	210	42.871	58		15	1:38.019	43.050	200	25.757	216	29.212	243	257
2	3:21.805	2:09.904	179	30.956	202	40.945	57		16	1:47.489	43.454	193	26.409	213	37.626	58	257
3	9:02.362	8:03.627	183	26.433	215	32.302	242		17	5:44.713	4:43.794	172	29.047	194	31.872	237	
4	1:38.784	43.563	199	25.570	216	29.651	240	256	18	1:40.060	44.828	194	25.997	213	29.235	243	227
5	1:38.904	43.734	197	25.822	215	29.348	243	254	19	1:37.330	43.181	201	25.396	215	28.753	244	256
6	1:51.998	43.195	198	26.947	215	41.856	58	257	20	1:37.407	42.734	199	25.743	215	28.930	243	257
7	29:07.051	28:08.305	173	26.996	211	31.750	237		21	1:37.163	42.822	200	25.441	216	28.900	243	257
8	1:38.459	43.572	198	25.732	215	29.155	<b>245</b>	254	22	1:36.906	42.659	202	<b>25.364</b>	<b>216</b>	28.883	245	257
9	1:38.041	43.244	198	25.620	215	29.177	242	257	23	1:37.845	42.618	196	26.354	216	28.873	245	258
10	1:38.261	43.266	198	25.806	216	29.189	243	255	24	1:40.616	42.773	200	26.967	150	30.876	244	<b>259</b>
11	1:47.481	43.738	197	26.099	215	37.644	58	257	25	1:36.888	42.711	202	25.394	217	28.783	244	257
12	3:09.186	2:10.287	149	27.091	213	31.808	241		26	1:37.482	42.646	201	25.458	217	29.378	237	258
13	1:39.669	43.997	197	25.959	214	29.713	243	241	27	<b>1:36.691</b>	<b>42.580</b>	<b>201</b>	25.370	216	<b>28.741</b>	<b>244</b>	254
14	1:38.535	43.355	198	25.954	215	29.226	242	255									

### 7 Siedler, AUT / Mapelli, ITA

**theoretical besttime: 1:36.286**

1	5:34.985	4:24.995	148	31.784	128	38.206	217		13	1:45.401	42.863	201	25.609	214	36.929	58	<b>257</b>
2	1:54.100	50.886	190	30.154	191	33.060	239	192	14	6:53.694	5:59.100	197	25.532	212	29.062	240	
3	1:53.479	44.755	196	26.207	207	42.517	58	240	15	1:37.272	42.764	200	25.563	213	28.945	243	253
4	8:33.004	7:36.432	188	26.530	207	30.042	237		16	1:37.357	42.572	200	25.771	211	29.014	240	255
5	1:38.587	43.526	196	25.766	213	29.295	239	251	17	1:37.313	42.569	200	25.622	214	29.122	241	255
6	1:37.968	43.075	200	25.525	213	29.368	242	254	18	1:45.838	43.180	200	25.675	213	36.983	58	255
7	1:39.466	44.350	198	25.755	213	29.361	240	255	19	5:04.579	4:10.083	198	25.432	213	29.064	241	
8	2:02.208	46.361	140	33.273	162	42.574	56	252	20	1:37.787	42.675	200	26.083	212	29.029	242	254
9	30:05.880	29:00.211	163	31.548	138	34.121	235		21	1:45.996	42.722	200	25.980	215	37.294	58	255
10	1:39.197	44.432	199	25.518	212	29.247	240	237	22	4:28.048	3:28.172	189	29.545	199	30.331	238	
11	1:36.481	42.500	202	25.339	213	<b>28.642</b>	244	255	23	1:38.502	43.374	203	25.724	209	29.404	243	252
12	1:39.944	42.582	201	25.514	187	31.848	<b>245</b>	256	24	<b>1:36.316</b>	<b>42.359</b>	<b>202</b>	<b>25.285</b>	<b>214</b>	28.672	244	255

### 8 Ahlin-Kottulinsky, SWE / Feller, CHE

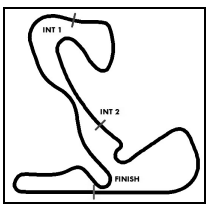
**theoretical besttime: 1:37.466**

1	2:27.490	1:21.722	147	29.887	150	35.881	196		17	1:40.642	45.430	196	25.801	214	29.411	242	208
2	1:46.575	48.581	190	26.919	214	31.075	239	202	18	1:39.901	43.208	200	27.094	208	29.599	243	255
3	1:41.459	45.152	196	26.220	214	30.087	241	249	19	1:37.903	43.058	202	25.714	215	29.131	245	255
4	1:41.397	45.140	197	26.149	214	30.108	236	252	20	<b>1:37.507</b>	<b>42.793</b>	<b>202</b>	25.649	215	<b>29.065</b>	<b>242</b>	258
5	1:51.522	44.143	200	26.444	208	40.935	41	251	21	1:38.980	43.035	200	26.073	214	29.872	243	257
6	8:57.178	8:01.020	191	26.123	213	30.035	242		22	1:37.896	43.080	200	<b>25.608</b>	<b>215</b>	29.208	244	256
7	1:38.722	43.493	200	25.793	214	29.436	243	255	23	1:38.080	42.894	201	25.873	214	29.313	244	257
8	1:39.539	43.277	201	26.444	213	29.818	241	256	24	1:46.123	43.020	201	25.636	215	37.467	59	257
9	1:52.952	47.443	135	27.033	214	38.476	59	255	25	2:40.638	1:44.085	198	27.025	213	29.528	243	
10	28:23.357	27:17.075	150	32.852	172	33.430	234		26	1:39.573	44.221	191	26.009	214	29.343	245	255
11	1:44.746	47.205	189	26.927	212	30.614	238	250	27	1:51.795	42.985	198	38.301	213	30.509	242	257
12	1:40.405	44.312	193	26.254	213	29.839	241	253	28	1:39.776	44.265	198	26.210	214	29.301	245	255
13	1:39.801	43.859	190	26.203	214	29.739	241	254	29	1:39.262	43.382	199	26.224	211	29.656	240	<b>258</b>
14	1:39.452	43.684	197	26.306	212	29.462	243	255	30	1:38.482	43.283	199	25.851	214	29.348	244	254
15	1:50.287	46.128	150	26.772	215	37.387	59	255	31	1:46.362	43.390	200	26.039	214	36.933	59	257
16	3:27.795	2:26.559	170	28.455	189	32.781	201										

### 9 Erhart, DEU / Höher, AUT

**theoretical besttime: 1:41.448**

1	2:17.490	1:13.347	164	29.504	174	34.639	229		6	8:43.753	7:46.173	183	26.750	209	30.830	237	
2	1:49.611	49.667	174	28.672	207	31.272	235	208	7	1:42.022	<b>44.695</b>	<b>191</b>	26.424	209	30.903	230	<b>250</b>
3	1:44.668	46.067	174	26.973	<b>214</b>	31.628	<b>238</b>	236	8	1:42.383	45.293	190	26.421	206	30.669	230	245
4	<b>1:41.991</b>	45.238	188	<b>26.266</b>	213	<b>30.487</b>	237	235	9		57.695	60					245
5	1:53.105	44.929	<b>193</b>	26.477	213	41.699	46	248									



# ADAC GT Masters



## Sector List Free Testsession

Provisional

Reg. Nr.: KNAF 0301.17.196

Circuit Zandvoort, Length: 4307m

Air temperature: 19.26°C

Track temperature: 22.34°C

Weather condition: Dry

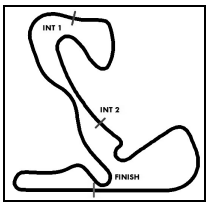
Friday, July 21, 2017 9:05:00

Lap	Time	SE1	SP1	SE2	SP2	SE3	SP3	TSP	Lap	Time	SE1	SP1	SE2	SP2	SE3	SP3	TSP
<b>13</b> Barth, DEU / Hackländer, DEU									<b>theoretical besttime: 1:37.096</b>								
1	2:56.106	1:39.862	130	32.428	167	43.816	58		13	1:38.319	43.003	200	25.964	218	29.352	245	254
2	2:59.703	1:50.387	180	29.322	207	39.994	58		14	1:38.291	43.119	199	25.948	218	29.224	245	257
3	3:14.077	2:03.989	188	27.812	204	42.276	59		15	1:38.710	43.664	185	25.933	216	29.113	245	257
4	9:22.270	8:24.554	189	26.995	205	30.721	239		16	1:37.825	42.729	201	25.994	221	29.102	245	257
5	1:40.956	44.629	192	26.148	215	30.179	241	250	17	2:11.129	49.960	137	33.165	122	48.004	48	257
6	1:40.338	44.240	193	26.241	211	29.857	<b>245</b>	250	18	15:28.584	14:30.341	182	28.034	211	30.209	241	
7	1:57.442	45.325	126	29.624	171	42.493	56	255	19	1:39.020	43.989	197	25.622	217	29.409	243	245
8	28:05.274	27:05.057	136	29.525	207	30.692	242		20	1:38.000	43.401	197	<b>25.493</b>	<b>217</b>	29.106	243	254
9	1:39.652	44.144	180	26.036	217	29.472	241	254	21	1:37.714	43.065	202	25.727	219	28.922	244	255
10	1:38.964	43.454	196	26.127	218	29.383	243	254	22	1:37.439	42.815	201	25.738	215	<b>28.886</b>	<b>245</b>	<b>258</b>
11	1:38.552	43.536	194	25.834	217	29.182	245	255	23	<b>1:37.234</b>	<b>42.717</b>	<b>205</b>	25.556	217	28.961	242	257
12	1:38.505	43.361	197	25.927	218	29.217	244	257									

Lap	Time	SE1	SP1	SE2	SP2	SE3	SP3	TSP	Lap	Time	SE1	SP1	SE2	SP2	SE3	SP3	TSP
<b>17</b> Jaminet, FRA / Ammermüller, DEU									<b>theoretical besttime: 1:36.334</b>								
1	3:52.050	2:46.502	149	30.289	162	35.259	228		13	1:47.034	43.239	199	25.833	217	37.962	53	260
2	1:47.087	48.484	181	27.959	209	30.644	240	198	14	7:01.036	6:02.991	192	28.766	171	29.279	245	
3	2:06.568	54.588	162	30.603	155	41.377	56	225	15	1:37.230	42.926	201	25.401	218	28.903	245	257
4	12:37.106	11:33.886	150	30.534	181	32.686	238		16	1:45.882	43.241	196	25.721	219	36.920	57	258
5	1:41.258	45.578	194	25.905	215	29.775	242	190	17	3:55.952	2:57.822	181	27.211	206	30.919	237	
6	2:15.284	54.342	127	32.102	138	48.840	56	243	18	1:40.962	45.070	190	26.491	213	29.401	244	242
7	27:26.023	26:23.685	168	27.857	202	34.481	238		19	1:36.470	42.559	202	<b>25.209</b>	<b>219</b>	28.702	246	258
8	1:39.664	44.373	193	25.857	214	29.434	245	250	20	<b>1:36.372</b>	<b>42.449</b>	<b>201</b>	25.247	218	<b>28.676</b>	<b>246</b>	259
9	1:37.863	43.308	200	25.446	216	29.109	244	255	21	1:46.526	43.194	198	25.814	217	37.518	56	259
10	1:37.866	43.087	200	25.768	217	29.011	<b>246</b>	257	22	4:10.216	3:14.204	195	25.781	205	30.231	244	
11	1:37.440	42.917	200	25.541	215	28.982	246	260	23	1:37.268	42.851	199	25.423	219	28.994	246	258
12	1:37.924	43.132	201	25.555	217	29.237	246	258	24	1:46.293	42.915	200	25.528	218	37.850	56	<b>260</b>

Lap	Time	SE1	SP1	SE2	SP2	SE3	SP3	TSP	Lap	Time	SE1	SP1	SE2	SP2	SE3	SP3	TSP
<b>18</b> de Leener, BEL / Friedrich, DEU									<b>theoretical besttime: 1:38.264</b>								
1	2:51.095	1:39.189	120	34.820	142	37.086	204		15	3:26.551	2:30.768	195	26.083	215	29.700	241	
2	1:50.976	50.889	173	28.383	205	31.704	238	189	16	1:39.385	43.649	197	25.975	216	29.761	242	255
3	1:43.029	45.829	191	26.343	214	30.857	239	251	17	1:39.395	43.666	198	25.993	215	29.736	240	255
4	1:51.523	45.202	190	26.427	215	39.894	56	254	18	1:51.654	44.674	196	27.419	211	39.561	57	254
5	9:55.377	8:54.449	177	29.471	205	31.457	239		19	4:08.294	3:06.402	182	29.742	209	32.150	234	
6	1:42.845	45.744	193	26.465	214	30.636	240	220	20	1:44.867	48.157	191	26.426	214	30.284	239	246
7	1:41.440	44.836	194	26.225	<b>216</b>	30.379	242	253	21	1:42.903	46.034	191	26.872	215	29.997	241	254
8	1:53.428	45.394	193	27.516	210	40.518	56	254	22	1:39.434	43.762	196	26.013	215	29.659	240	254
9	28:10.196	27:11.788	174	27.333	210	31.075	236		23	<b>1:38.512</b>	<b>43.221</b>	<b>196</b>	25.804	215	29.487	239	255
10	1:41.671	45.066	189	26.209	215	30.396	238	250	24	1:38.737	43.694	196	<b>25.760</b>	<b>215</b>	<b>29.283</b>	<b>241</b>	254
11	1:40.535	44.365	194	26.134	215	30.036	239	254	25	1:39.020	43.578	197	25.923	215	29.519	242	255
12	1:40.899	45.138	196	25.973	215	29.788	241	254	26	1:49.085	43.838	194	26.242	214	39.005	54	255
13	1:39.963	43.723	193	26.435	213	29.805	241	<b>255</b>	27	4:20.038	3:24.479	195	26.034	215	29.525	241	
14	1:48.178	43.874	194	26.097	216	38.207	57	255	28	1:39.805	43.447	196	26.580	215	29.778	243	255

Lap	Time	SE1	SP1	SE2	SP2	SE3	SP3	TSP	Lap	Time	SE1	SP1	SE2	SP2	SE3	SP3	TSP
<b>19</b> Perez Companc, ARG / Bortolotti, ITA									<b>theoretical besttime: 1:35.787</b>								
1	3:49.483	2:39.098	114	32.765	179	37.620	218		15	3:44.640	2:47.325	204	26.241	213	31.074	244	
2	1:47.613	49.421	177	27.530	213	30.662	242	191	16	1:37.744	43.228	185	25.789	215	28.727	245	258
3	1:43.064	46.425	186	26.113	208	30.526	239	241	17	1:36.157	<b>42.090</b>	<b>204</b>	25.533	216	<b>28.534</b>	<b>248</b>	257
4	1:54.671	43.707	198	25.718	207	45.246	55	254	18	1:37.329	42.831	192	25.637	216	28.861	246	<b>261</b>
5	9:25.270	8:29.273	188	26.117	213	29.880	239		19	1:44.119	42.156	203	25.793	214	36.170	59	258
6	1:38.730	43.282	197	25.835	216	29.613	243	252	20	3:30.875	2:36.783	201	25.298	216	28.794	244	
7	1:38.047	42.937	198	25.620	216	29.490	244	255	21	1:36.074	42.253	202	25.257	216	28.564	245	257
8	1:55.670	44.362	128	29.862	177	41.446	54	255	22	1:38.889	42.393	202	25.331	216	31.165	242	258
9	33:20.108	32:14.911	149	30.850	165	34.347	239		23	1:42.012	42.493	188	25.922	202	33.597	246	255
10	1:43.170	44.984	141	27.558	183	30.628	244	251	24	<b>1:36.028</b>	42.313	201	<b>25.163</b>	<b>215</b>	28.552	250	258
11	1:36.356	42.327	200	25.299	215	28.730	246	256	25	1:36.229	42.310	201	25.246	216	28.673	245	258
12	1:37.003	42.290	200	25.313	216	29.400	249	257	26	1:36.421	42.376	203	25.384	215	28.661	247	257
13	1:36.280	42.181	<b>205</b>	25.191	<b>218</b>	28.908	245	257	27	1:36.503	42.306	201	25.505	215	28.692	246	260
14	1:48.871	45.515	193	25.900	215	37.456	59	254									



# ADAC GT Masters

## Sector List Free Testsession



Provisional

Circuit Zandvoort, Length: 4307m

Air temperature: 19.26°C

Track temperature: 22.34°C

Weather condition: Dry

Reg. Nr.: KNAF 0301.17.196

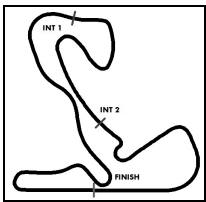
Friday, July 21, 2017 9:05:00

Lap	Time	SE1	SP1	SE2	SP2	SE3	SP3	TSP	Lap	Time	SE1	SP1	SE2	SP2	SE3	SP3	TSP
<b>20 Rogivue, CHE / Sylvest, DNK</b>									<b>theoretical besttime: 1:35.935</b>								
1	2:25.490	1:22.377	162	29.746	194	33.367	231		15	<b>1:36.142</b>	42.359	201	25.280	215	<b>28.503</b>	<b>245</b>	255
2	1:42.397	46.089	189	26.380	213	29.928	239	220	16	1:52.335	44.725	174	28.247	212	39.363	54	<b>256</b>
3	1:40.758	45.385	190	26.120	215	29.253	240	252	17	6:55.454	5:59.874	193	25.899	213	29.681	237	
4	1:38.042	43.434	199	25.553	215	29.055	241	254	18	1:37.075	42.902	199	25.285	214	28.888	242	251
5	1:54.476	43.047	198	26.086	157	45.343	54	255	19	1:36.914	42.600	200	25.384	214	28.930	241	255
6	8:28.668	7:33.906	199	25.610	213	29.152	240		20	1:36.675	42.492	200	25.358	215	28.825	244	255
7	1:37.143	42.865	200	25.454	214	28.824	238	252	21	1:37.449	42.757	198	25.606	215	29.086	243	255
8	1:37.747	43.467	192	25.490	214	28.790	242	254	22	1:49.506	42.738	200	26.219	211	40.549	54	255
9	1:36.876	42.660	<b>202</b>	25.403	214	28.813	243	255	23	7:34.401	6:34.122	134	28.649	197	31.630	235	
10	2:09.753	51.672	86	34.828	143	43.253	54	255	24	1:42.452	46.199	193	26.664	209	29.589	241	239
11	26:35.720	25:39.145	157	26.961	209	29.614	239		25	1:36.990	42.952	200	25.335	213	28.703	243	252
12	1:36.446	42.687	200	<b>25.233</b>	214	28.526	242	253	26	1:36.332	<b>42.199</b>	<b>201</b>	25.415	213	28.718	242	254
13	1:36.623	42.476	201	25.494	213	28.653	244	255	27	1:36.428	42.484	201	25.282	214	28.662	243	255
14	1:37.492	42.352	201	25.801	<b>216</b>	29.339	242	255	28	1:36.385	42.376	201	25.404	214	28.605	243	255

Lap	Time	SE1	SP1	SE2	SP2	SE3	SP3	TSP	Lap	Time	SE1	SP1	SE2	SP2	SE3	SP3	TSP
<b>21 Stolz, DEU / Ludwig, DEU</b>									<b>theoretical besttime: 1:35.460</b>								
1	2:20.406	1:19.506	151	28.978	194	31.922	229		16	1:45.021	42.446	201	25.517	217	37.058	54	256
2	1:43.209	46.894	180	26.810	211	29.505	238	237	17	6:13.787	5:10.371	170	31.838	152	31.578	236	
3	1:40.797	44.355	196	26.376	213	30.066	238	251	18	1:39.622	45.338	199	25.555	215	28.729	240	237
4	1:37.523	42.928	200	25.678	213	28.917	241	252	19	<b>1:35.460</b>	<b>41.949</b>	<b>204</b>	<b>25.134</b>	<b>216</b>	<b>28.377</b>	<b>246</b>	255
5	1:54.308	43.108	200	25.893	213	45.307	53	254	20	1:39.044	42.555	201	27.479	165	29.010	245	257
6	8:35.925	7:41.345	197	25.610	214	28.970	241		21	1:44.609	41.989	203	25.531	211	37.089	54	257
7	1:36.537	42.356	201	25.416	215	28.765	244	255	22	4:28.799	3:34.582	203	25.611	214	28.606	242	
8	1:37.844	42.803	199	26.091	215	28.950	241	256	23	1:39.818	42.586	203	25.177	216	32.055	244	256
9	1:36.686	42.437	202	25.548	215	28.701	245	257	24	1:36.248	42.165	204	25.352	218	28.731	244	257
10	2:09.392	50.753	86	35.283	155	43.356	54	257	25	1:50.328	43.401	200	32.477	124	34.450	245	254
11	29:33.578	28:37.933	185	26.263	212	29.382	239		26	1:35.935	42.206	203	25.256	216	28.473	245	257
12	1:36.952	42.736	200	25.524	214	28.692	242	251	27	1:36.219	42.321	203	25.378	217	28.520	246	257
13	1:36.606	42.424	201	25.458	215	28.724	243	254	28	1:36.107	42.102	203	25.375	217	28.630	246	<b>258</b>
14	1:36.290	42.286	201	25.411	215	28.593	244	255	29	2:01.978	42.172	203	29.329	125	50.477	46	258
15	1:36.546	42.393	201	25.484	216	28.669	244	255									

Lap	Time	SE1	SP1	SE2	SP2	SE3	SP3	TSP	Lap	Time	SE1	SP1	SE2	SP2	SE3	SP3	TSP
<b>22 Lips, CHE / Gassner, DEU</b>									<b>theoretical besttime: 1:37.473</b>								
1	5:16.831	4:13.434	166	29.890	199	33.507	236		15	1:45.687	43.285	200	25.897	215	36.505	58	257
2	1:44.788	46.724	191	27.555	213	30.509	240	250	16	3:14.997	2:15.332	174	28.513	189	31.152	242	
3	1:56.433	46.818	189	29.533	212	40.082	56	254	17	1:42.552	45.904	193	26.457	204	30.191	246	254
4	10:08.926	9:11.836	192	26.905	213	30.185	240		18	1:37.841	42.991	201	25.729	216	<b>29.121</b>	<b>246</b>	256
5	1:41.614	44.004	188	27.715	213	29.895	243	253	19	<b>1:37.551</b>	<b>42.725</b>	<b>201</b>	<b>25.627</b>	<b>217</b>	29.199	242	<b>258</b>
6	1:39.206	43.513	199	26.189	215	29.504	243	255	20	1:41.327	44.263	183	26.552	188	30.512	242	257
7	2:15.776	49.690	124	36.767	114	49.319	55	255	21	1:38.037	43.056	201	25.744	218	29.237	246	257
8	29:50.433	28:49.994	164	28.927	212	31.512	242		22	1:45.913	43.100	199	26.125	215	36.688	57	258
9	1:48.709	47.623	180	29.531	160	31.555	243	252	23	3:50.341	2:51.934	193	27.148	215	31.259	238	
10	1:39.472	43.437	194	26.407	216	29.628	244	255	24	1:42.127	44.935	195	26.550	216	30.642	241	250
11	1:45.413	45.155	181	27.276	164	32.982	245	257	25	1:41.072	44.629	198	26.164	216	30.279	241	254
12	1:38.731	43.206	197	26.071	216	29.454	245	257	26	1:41.838	44.207	198	26.578	215	31.053	242	255
13	1:39.341	43.712	193	26.059	216	29.570	244	257	27	1:41.052	44.097	201	26.030	217	30.925	245	256
14	1:42.380	43.583	190	26.861	156	31.936	245	256									

Lap	Time	SE1	SP1	SE2	SP2	SE3	SP3	TSP	Lap	Time	SE1	SP1	SE2	SP2	SE3	SP3	TSP
<b>24 Salaquarda, CZE / Winkelhock, DEU</b>									<b>theoretical besttime: 1:37.139</b>								
1	3:39.880	2:39.227	156	28.995	190	31.658	235		15	1:37.882	42.990	201	25.594	214	29.298	243	254
2	1:52.497	52.686	170	28.578	197	31.233	239	248	16	1:38.289	43.398	200	25.700	213	29.191	244	255
3	1:39.158	44.246	196	<b>25.426</b>	214	29.486	241	248	17	1:37.932	43.057	201	25.578	213	29.297	243	257
4	8:56.429	43.504	202	7:08.004	75	1:04.921	59	254	18	1:37.551	42.963	202	25.586	212	29.002	244	256
5	35:09.595	34:12.756	178	26.593	209	30.246	237		19	<b>1:37.270</b>	42.855	201	25.488	213	28.927	244	257
6	1:38.448	43.749	199	25.475	213	29.224	241	250	20	1:38.516	42.887	202	26.247	214	29.382	242	256
7	1:38.262	43.275	200	25.698	<b>214</b>	29.289	243	254	21	1:37.403	43.007	203	25.496	214	<b>28.900</b>	<b>243</b>	255
8	1:39.327	44.499	199	25.625	213	29.203	242	254	22	1:37.483	42.975	201	25.577	213	28.931	244	255
9	1:42.558	43.149	200	28.994	182	30.415	240	255	23	1:37.532	42.843	201	25.720	213	28.969	243	256
10	1:38.501	43.289	201	25.985	213	29.227	241	254	24	1:38.558	43.644	191	25.751	213	29.163	242	256
11	1:37.790	43.118	198	25.650	213	29.022	241	255	25	1:37.301	42.828	204	25.458	214	29.015	243	256
12	1:38.629	43.111	200	26.154	212	29.364	241	255	26	1:45.594	42.868	203	25.456	213	37.270	59	257
13	1:37.599	43.082	201	25.490	213	29.027	241	254	27	2:38.479	1:43.958	201	25.553	214	28.968	245	



# ADAC GT Masters



## Sector List Free Testsession

Provisional

Reg. Nr.: KNAF 0301.17.196

Circuit Zandvoort, Length: 4307m

Air temperature: 19.26°C

Track temperature: 22.34°C

Weather condition: Dry

Friday, July 21, 2017 9:05:00

Lap	Time	SE1	SP1	SE2	SP2	SE3	SP3	TSP	Lap	Time	SE1	SP1	SE2	SP2	SE3	SP3	TSP
14	1:37.585	42.932	202	25.521	212	29.132	242	254	28	1:57.036	<b>42.813</b>	<b>202</b>	34.937	145	39.286	59	<b>258</b>

### 25 Ortmann, DEU / Stippler, DEU

theoretical besttime: 1:37.133

1	18:34.440	17:31.524	149	30.530	175	32.386	234		15	1:46.204	43.546	198	25.649	213	37.009	59	254
2	1:45.366	46.494	189	27.218	211	31.654	237	213	16	3:07.338	2:08.160	187	27.334	211	31.844	237	
3	1:41.219	44.064	194	27.544	212	29.611	243	247	17	1:40.666	44.479	190	25.955	213	30.232	238	251
4	2:00.258	44.179	153	29.962	144	46.117	59	<b>257</b>	18	1:39.826	44.003	196	25.662	214	30.161	240	252
5	28:04.071	27:02.391	162	30.384	163	31.296	235		19	1:38.387	43.324	197	25.526	213	29.537	240	253
6	1:42.374	45.873	193	26.732	209	29.769	241	219	20	1:39.821	43.308	197	26.792	212	29.721	241	254
7	1:38.500	43.596	197	25.716	213	29.188	<b>244</b>	253	21	1:39.432	42.983	199	25.788	213	30.661	242	256
8	1:41.257	43.200	194	26.390	213	31.667	244	257	22	1:38.267	43.221	200	25.482	214	29.564	242	256
9	1:37.569	42.970	200	25.587	<b>214</b>	29.012	244	256	23	1:38.997	42.953	201	26.332	214	29.712	241	255
10	1:40.001	45.043	165	25.871	213	29.087	243	255	24	1:38.432	43.086	199	25.768	213	29.578	242	255
11	1:39.935	45.076	189	25.927	213	<b>28.932</b>	243	255	25	1:37.893	43.061	201	25.589	213	29.243	244	257
12	1:37.473	42.884	201	25.571	213	29.018	242	255	26	1:37.338	42.872	202	25.400	214	29.066	243	256
13	1:37.787	42.972	199	25.746	213	29.069	244	256	27	<b>1:37.337</b>	<b>42.825</b>	<b>203</b>	<b>25.376</b>	<b>213</b>	29.136	244	257
14	1:38.847	42.940	201	25.570	214	30.337	240	257	28	1:57.798	42.901	201	26.108	168	48.789	43	257

### 26 Asch, DEU / Mücke, DEU

theoretical besttime: 1:36.747

1	2:05.518	1:04.009	168	29.587	186	31.922	235		18	1:37.440	42.930	198	25.555	213	28.955	241	253
2	1:40.149	44.190	198	26.323	210	29.636	239	241	19	1:37.282	42.879	198	25.512	214	28.891	240	254
3	1:39.845	44.232	201	25.714	213	29.899	241	252	20	1:37.350	42.891	199	25.535	213	28.924	242	254
4	<b>1:36.875</b>	42.642	201	25.399	213	28.834	242	252	21	1:46.616	43.771	196	25.808	213	37.037	57	255
5	1:49.723	45.490	192	26.092	213	38.141	57	254	22	3:06.565	2:10.693	184	26.563	212	29.309	239	
6	9:29.429	8:26.038	186	26.994	168	36.397	237		23	1:37.037	42.893	198	25.389	214	28.755	242	252
7	1:38.411	43.555	195	25.709	213	29.147	238	241	24	1:37.297	43.011	200	25.423	214	28.863	241	254
8	1:37.733	43.144	199	25.559	213	29.030	241	251	25	1:37.053	42.909	195	25.410	215	<b>28.734</b>	<b>243</b>	254
9	1:49.066	44.810	194	26.209	210	38.047	57	254	26	1:37.037	42.742	197	<b>25.374</b>	<b>215</b>	28.921	242	255
10	28:28.255	27:21.075	179	26.731	196	40.449	234		27	1:37.319	42.812	200	25.565	213	28.942	240	254
11	1:38.522	43.622	193	25.692	212	29.208	238	247	28	1:37.045	42.701	202	25.550	215	28.794	243	254
12	1:37.428	42.869	196	25.709	212	28.850	241	252	29	1:37.061	42.812	198	25.952	214	28.897	243	255
13	1:36.985	42.776	199	25.441	213	28.768	241	252	30	1:37.116	42.777	198	25.532	214	28.807	243	255
14	1:39.158	43.679	192	26.139	213	29.340	240	254	31	1:37.291	42.798	203	25.622	214	28.871	241	255
15	1:37.670	43.061	196	25.585	212	29.024	241	254	32	1:37.283	42.849	201	25.534	214	28.900	243	<b>256</b>
16	1:37.911	43.050	191	25.780	213	29.081	241	254	33	1:37.049	<b>42.639</b>	<b>202</b>	25.491	215	28.919	243	256
17	1:37.546	42.832	197	25.714	213	29.000	240	254									

### 36 Macdowall, GBR / Bachler, AUT

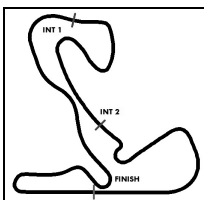
theoretical besttime: 1:37.404

1	4:30.440	3:27.129	135	29.782	175	33.529	237		16	1:39.198	43.736	197	25.747	217	29.715	243	257
2	1:42.541	46.209	197	26.303	213	30.029	241	225	17	1:39.147	43.586	197	25.895	218	29.666	244	257
3	1:38.578	43.670	198	25.732	217	29.176	243	251	18	1:38.328	43.327	200	25.748	219	29.253	246	255
4	2:03.088	45.861	175	27.740	210	49.487	32	256	19	1:37.893	43.179	200	25.655	220	<b>29.059</b>	<b>249</b>	259
5	9:02.987	8:07.501	199	25.919	212	29.567	242		20	1:49.966	43.837	174	26.722	213	39.407	57	258
6	1:38.302	43.410	<b>202</b>	25.717	216	29.175	241	256	21	5:07.011	4:11.655	197	26.016	216	29.340	246	
7	1:38.228	43.215	202	25.822	219	29.191	242	257	22	1:37.791	43.096	199	25.537	218	29.158	244	257
8	2:11.330	46.980	108	31.793	137	52.557	34	258	23	1:40.415	44.208	200	26.866	215	29.341	247	258
9	30:07.841	29:06.913	157	28.584	196	32.344	235		24	1:37.903	43.249	197	25.592	217	29.062	248	254
10	1:45.868	47.005	167	27.411	215	31.452	241	247	25	1:39.693	44.282	195	26.152	219	29.259	249	257
11	1:42.381	45.638	187	26.631	217	30.112	241	253	26	1:39.250	43.052	200	25.564	218	30.634	244	254
12	1:41.353	45.116	194	26.482	216	29.755	243	252	27	1:39.456	43.029	197	26.557	215	29.870	246	255
13	1:42.011	44.497	193	26.726	189	30.788	243	258	28	1:38.251	43.405	187	25.667	217	29.179	247	<b>260</b>
14	1:40.096	44.432	195	25.954	218	29.710	244	255	29	<b>1:37.512</b>	<b>42.915</b>	<b>197</b>	<b>25.430</b>	<b>217</b>	29.167	245	259
15	1:39.287	43.799	194	25.848	217	29.640	244	257									

### 42 Catsburg, NLD / Eng, AUT

theoretical besttime: 1:36.311

1	2:11.683	1:09.655	164	27.056	198	34.972	235		16	1:36.717	42.638	200	<b>25.269</b>	<b>213</b>	28.810	242	255
2	1:42.685	44.159	200	27.526	138	31.000	237	243	17	1:36.923	42.713	198	25.364	213	28.846	243	255
3	1:40.649	45.007	199	26.218	213	29.424	242	250	18	1:44.686	42.740	201	25.570	213	36.376	59	255
4	1:38.755	42.985	201	26.210	211	29.560	239	255	19	2:41.009	1:45.207	201	26.337	212	29.465	243	
5	1:52.274	42.962	201	25.731	214	43.581	59	254	20	1:38.812	43.938	203	25.793	213	29.081	243	255
6	8:54.526	7:56.450	198	25.547	213	32.529	242		21	1:37.696	42.962	203	25.767	213	28.967	243	255
7	1:37.474	42.876	201	25.421	<b>214</b>	29.177	242	254	22	1:37.415	42.862	203	25.654	213	28.899	245	257
8	1:37.267	42.833	203	25.423	214	29.011	242	254	23	1:37.529	42.831	203	25.767	213	28.931	244	255



# ADAC GT Masters

## Sector List Free Testsession



Provisional

Circuit Zandvoort, Length: 4307m

Air temperature: 19.26°C

Track temperature: 22.34°C

Weather condition: Dry

Reg. Nr.: KNAF 0301.17.196

Friday, July 21, 2017 9:05:00

Lap	Time	SE1	SP1	SE2	SP2	SE3	SP3	TSP	Lap	Time	SE1	SP1	SE2	SP2	SE3	SP3	TSP
9	1:45.866	43.011	191	26.472	214	36.383	59	255	24	1:53.758	43.919	191	26.478	193	43.361	59	256
10	28:21.165	27:22.090	184	28.659	125	30.416	238		25	6:03.234	5:01.213	162	31.506	173	30.515	243	
11	1:37.243	42.857	198	25.438	214	28.948	242	251	26	1:41.962	44.111	195	26.869	208	30.982	244	252
12	1:37.227	42.673	200	25.531	214	29.023	243	255	27	1:36.651	<b>42.409</b>	<b>204</b>	25.507	212	28.735	244	256
13	1:46.610	43.704	172	26.391	214	36.515	59	257	28	1:36.812	42.579	206	25.440	213	28.793	246	257
14	4:23.745	3:27.495	195	26.541	202	29.709	237		29	1:36.677	42.500	205	25.515	213	28.662	244	<b>257</b>
15	<b>1:36.542</b>	42.549	203	25.360	213	<b>28.633</b>	243	251									

### 48 Dontje, NLD / Kirchhöfer, DEU

theoretical besttime: 1:36.429

1	2:23.491	1:20.671	144	29.754	167	33.066	179		16	1:44.882	42.933	200	25.656	215	36.293	59	255
2	1:49.673	48.464	140	28.601	210	32.608	237	175	17	3:11.847	2:15.268	192	26.504	210	30.075	240	
3	1:47.768	44.255	196	25.863	214	37.650	59	251	18	1:39.338	44.046	197	25.972	214	29.320	241	246
4	3:33.585	2:26.076	156	29.995	209	37.514	57		19	1:38.274	43.315	198	25.792	214	29.167	238	254
5	11:26.259	10:30.601	194	26.003	213	29.655	236		20	1:37.881	43.134	197	25.665	215	29.082	242	254
6	1:38.540	43.416	196	25.676	214	29.448	239	251	21	1:46.106	43.834	199	25.607	215	36.665	59	254
7	2:07.798	51.833	88	33.145	167	42.820	59	252	22	4:10.152	3:06.145	164	30.864	163	33.143	223	
8	26:42.764	25:42.735	158	29.417	189	30.612	239		23	1:44.688	47.602	188	26.630	205	30.456	240	216
9	1:39.197	43.867	192	25.854	213	29.476	238	248	24	1:39.459	43.187	200	25.624	213	30.648	241	254
10	1:38.540	43.406	197	25.765	215	29.369	239	252	25	1:36.925	42.655	200	25.487	215	28.783	245	253
11	1:37.726	42.954	196	25.644	215	29.128	242	254	26	1:37.517	42.457	201	25.375	215	29.685	230	255
12	1:42.724	44.281	198	25.819	216	32.624	243	212	27	1:41.706	45.219	153	27.441	213	29.046	244	250
13	1:37.444	42.807	200	25.592	215	29.045	242	255	28	1:37.417	42.430	201	25.472	217	29.515	243	<b>257</b>
14	1:37.436	42.715	199	25.850	216	28.871	243	256	29	<b>1:36.429</b>	<b>42.307</b>	<b>201</b>	<b>25.373</b>	<b>215</b>	<b>28.749</b>	<b>243</b>	256
15	1:37.066	42.632	199	25.540	215	28.894	242	255									

### 50 Geipel, DEU / Frey, CHE

theoretical besttime: 1:36.944

1	3:16.582	2:10.842	144	32.624	192	33.116	227		15	1:41.968	43.003	202	25.790	217	33.175	236	257
2	1:44.660	47.175	191	27.026	206	30.459	238	206	16	1:43.475	47.307	180	26.353	215	29.815	245	208
3	1:39.106	43.955	200	25.837	213	29.314	239	243	17	1:37.470	42.938	202	<b>25.461</b>	<b>215</b>	29.071	244	257
4	1:38.881	43.299	201	26.060	215	29.522	242	255	18	1:49.860	43.123	202	25.630	215	41.107	59	<b>257</b>
5	2:04.963	51.954	161	29.146	169	43.863	59	245	19	9:25.487	8:29.189	191	26.464	214	29.834	242	
6	8:18.246	7:21.609	188	27.154	211	29.483	241		20	1:37.565	42.998	201	25.526	215	29.041	243	254
7	1:38.533	43.331	201	25.886	214	29.316	242	254	21	1:37.285	42.637	201	25.591	216	29.057	242	256
8	1:38.771	43.338	199	26.014	214	29.419	242	255	22	1:37.594	42.822	204	25.482	215	29.290	244	256
9	1:55.544	43.898	160	29.891	183	41.755	58	252	23	1:58.526	46.682	162	32.306	116	39.538	59	248
10	28:08.855	27:02.480	140	32.429	175	33.946	216		24	2:43.301	1:46.823	199	26.978	209	29.500	241	
11	1:46.365	48.593	186	26.991	205	30.781	238	206	25	1:38.437	43.042	199	25.911	214	29.484	243	255
12	1:39.631	44.234	201	25.877	215	29.520	242	251	26	1:37.923	43.119	201	25.655	215	29.149	243	255
13	1:41.860	43.087	202	25.536	216	33.237	241	257	27	1:37.247	42.733	202	25.516	215	28.998	244	256
14	1:38.078	43.175	199	25.717	215	29.186	244	255	28	<b>1:37.008</b>	<b>42.575</b>	<b>203</b>	25.525	214	<b>28.908</b>	<b>245</b>	256

### 63 Ineichen, CHE / Engelhart, DEU

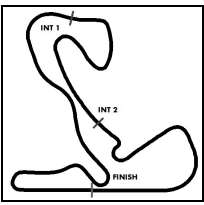
theoretical besttime: 1:36.019

1	2:07.368	1:08.411	181	27.786	210	31.171	238		14	1:37.252	42.811	200	25.460	214	28.981	244	250
2	1:39.958	43.815	199	25.826	213	30.317	238	251	15	1:37.060	42.665	201	25.351	215	29.044	243	257
3	1:40.296	44.494	198	25.578	<b>217</b>	30.224	240	253	16	1:46.000	42.969	201	25.564	216	37.467	59	255
4	1:38.376	42.933	200	25.909	210	29.534	241	254	17	2:39.518	1:43.613	192	26.259	212	29.646	241	
5	1:49.598	43.265	196	26.854	215	39.479	52	255	18	1:37.671	43.089	200	25.457	217	29.125	247	252
6	9:28.988	8:25.833	199	25.849	214	37.306	241		19	1:36.829	42.537	203	25.415	216	28.877	248	257
7	1:37.757	43.037	199	25.466	215	29.254	242	255	20	1:36.736	42.471	202	25.386	215	28.879	245	258
8	1:37.573	42.835	200	25.523	215	29.215	242	257	21	1:36.875	42.390	203	25.436	215	29.049	247	<b>259</b>
9	1:54.162	46.311	185	26.631	213	41.220	38	257	22	1:45.437	42.880	201	25.594	214	36.963	59	258
10	28:00.919	26:59.923	162	28.347	105	32.649	240		23	5:30.722	4:33.695	201	25.692	148	31.335	242	
11	1:46.641	43.138	199	25.706	214	37.797	59	254	24	<b>1:36.141</b>	<b>42.235</b>	<b>202</b>	25.376	214	<b>28.530</b>	<b>246</b>	256
12	5:04.800	4:09.633	197	26.117	215	29.050	243		25	1:45.938	43.119	202	25.539	214	37.280	54	258
13	1:36.983	42.326	<b>203</b>	25.266	214	29.391	233	256	26	5:39.283	4:45.190	201	<b>25.254</b>	<b>216</b>	28.839	242	

### 66 Judek, DEU / Lindholm, FIN

theoretical besttime: 1:37.845

1	19:22.043	18:17.217	165	30.965	165	33.861	230		12	1:38.908	43.115	201	25.918	215	29.875	240	254
2	1:49.081	48.695	180	28.594	211	31.792	234	233	13	1:38.331	42.995	202	25.927	214	29.409	243	255
3	1:54.030	46.992	188	27.358	208	39.680	57	248	14	<b>1:37.957</b>	42.997	203	<b>25.683</b>	<b>215</b>	<b>29.277</b>	<b>242</b>	<b>257</b>
4	29:15.727	28:16.322	174	27.961	204	31.444	236		15	1:38.190	<b>42.885</b>	<b>204</b>	25.757	214	29.548	243	255
5	1:41.506	44.710	196	26.487	213	30.309	239	250	16	1:47.306	43.594	199	26.236	213	37.476	58	256
6	1:40.739	44.191	196	26.227	213	30.321	237	252	17	5:41.574	4:45.304	197	26.389	212	29.881	240	



# ADAC GT Masters

## Sector List Free Testsession



Provisional

Circuit Zandvoort, Length: 4307m

Air temperature: 19.26°C

Track temperature: 22.34°C

Weather condition: Dry

Reg. Nr.: KNAF 0301.17.196

Friday, July 21, 2017 9:05:00

Lap	Time	SE1	SP1	SE2	SP2	SE3	SP3	TSP	Lap	Time	SE1	SP1	SE2	SP2	SE3	SP3	TSP
7	1:39.525	43.594	197	25.925	213	30.006	240	252	18	1:43.256	45.272	189	27.898	211	30.086	238	253
8	1:39.441	43.505	200	26.058	214	29.878	240	254	19	1:39.517	43.614	201	26.165	213	29.738	240	252
9	1:38.763	43.081	201	25.940	213	29.742	242	254	20	1:41.491	44.599	198	26.749	212	30.143	240	253
10	1:47.914	44.567	199	26.138	214	37.209	57	255	21	1:39.226	43.255	202	26.109	214	29.862	241	254
11	3:20.922	2:25.122	198	26.042	213	29.758	241		22	1:47.538	43.433	201	26.120	213	37.985	50	254

### 77 Gounon, FRA / van der Zande, NLD

theoretical besttime: 1:36.558

1	3:04.044	1:56.455	160	27.857	211	39.732	59		14	1:37.404	42.918	200	25.526	219	28.960	244	257
2	2:45.789	1:43.564	200	25.680	218	36.545	59		15	1:45.043	43.141	194	25.700	217	36.202	59	257
3	2:50.603	1:48.423	<b>203</b>	25.439	219	36.741	59		16	6:40.892	5:34.150	127	31.356	178	35.386	237	
4	10:11.358	9:08.747	195	25.406	214	37.205	243		17	1:45.968	47.237	190	28.119	186	30.612	237	238
5	1:37.545	42.816	202	25.564	218	29.165	241	254	18	<b>1:36.630</b>	<b>42.520</b>	<b>200</b>	25.430	215	28.680	243	258
6	1:41.289	44.044	190	26.904	192	30.341	<b>249</b>	256	19	1:39.258	42.571	200	25.571	219	31.116	246	256
7	2:31.223	53.299	71	48.249	104	49.675	59	257	20	1:44.499	42.613	203	25.552	219	36.334	59	257
8	28:00.418	26:54.872	166	27.219	196	38.327	52		21	3:06.336	2:10.628	190	25.807	217	29.901	244	
9	2:39.777	1:43.023	195	25.497	214	31.257	245		22	1:41.267	44.729	182	26.818	219	29.720	245	257
10	1:47.536	45.023	181	25.797	213	36.716	59	254	23	1:36.752	42.630	200	25.476	219	28.646	247	255
11	2:43.146	1:47.077	198	25.540	215	30.529	246		24	1:36.906	42.770	201	25.499	219	<b>28.637</b>	<b>247</b>	258
12	1:37.625	42.867	200	25.591	219	29.167	249	257	25	1:36.783	42.588	198	<b>25.401</b>	<b>219</b>	28.794	246	<b>258</b>
13	1:42.959	43.493	180	25.888	217	33.578	243	258	26	1:36.885	42.623	201	25.470	218	28.792	246	257

### 84 Assenheimer, DEU / Götz, DEU

theoretical besttime: 1:35.518

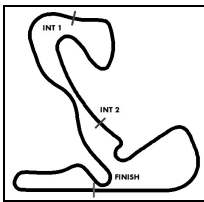
1	3:24.743	2:22.622	172	28.190	173	33.931	227		14	1:38.901	43.339	199	26.316	209	29.246	240	254
2	1:43.026	46.568	195	25.909	211	30.549	238	217	15	1:38.163	43.437	201	25.678	215	29.048	242	253
3	1:37.636	43.198	199	25.441	215	28.997	240	252	16	1:37.967	43.280	200	25.540	215	29.147	243	254
4	1:36.584	42.603	201	25.267	215	28.714	243	254	17	1:47.154	43.469	198	26.094	213	37.591	59	255
5	2:03.471	50.619	152	29.217	175	43.635	60	235	18	4:19.302	3:18.774	168	28.876	124	31.652	236	
6	41:12.432	40:14.204	163	27.375	198	30.853	238		19	1:40.447	45.089	196	26.278	211	29.080	243	220
7	1:40.134	43.666	197	25.892	208	30.576	241	250	20	<b>1:35.609</b>	42.098	203	<b>25.112</b>	<b>215</b>	<b>28.399</b>	<b>243</b>	255
8	1:37.040	42.707	199	25.415	215	28.918	242	254	21	1:35.679	<b>42.007</b>	<b>203</b>	25.179	215	28.493	244	<b>257</b>
9	1:38.067	42.562	201	26.125	209	29.380	241	255	22	1:48.738	45.102	189	26.633	188	37.003	60	215
10	1:44.129	42.693	201	25.516	215	35.920	60	255	23	2:40.650	1:44.050	199	26.137	173	30.463	241	
11	3:19.393	2:21.817	187	27.552	213	30.024	241		24	1:37.115	42.623	202	25.475	215	29.017	244	254
12	1:39.371	44.055	198	25.596	214	29.720	237	252	25	1:40.906	42.640	199	27.187	197	31.079	243	256
13	1:38.709	43.649	198	25.691	215	29.369	241	250	26	1:36.681	42.494	200	25.391	216	28.796	243	255

### 99 Renauer, DEU / Müller, DEU

theoretical besttime: 1:36.647

1	4:59.923	3:50.625	175	28.623	205	40.675	58		12	6:00.785	5:06.615	199	25.402	215	<b>28.768</b>	<b>245</b>	
2	3:47.496	2:43.420	192	26.419	215	37.657	58		13	1:38.513	42.741	194	26.592	211	29.180	243	257
3	9:20.758	8:24.001	180	26.580	214	30.177	240		14	1:44.301	42.650	199	25.441	216	36.210	58	257
4	1:40.329	44.532	196	26.392	214	29.405	239	250	15	2:33.752	1:37.480	198	26.814	215	29.458	245	
5	1:38.649	43.395	200	25.712	216	29.542	242	255	16	1:37.845	43.058	199	25.644	217	29.143	246	258
6	1:47.355	43.668	196	25.728	215	37.959	59	255	17	1:37.850	43.058	199	25.704	217	29.088	244	258
7	31:58.236	31:00.514	175	27.737	186	29.985	241		18	1:46.122	43.209	195	26.108	216	36.805	58	257
8	1:38.465	43.548	198	25.753	215	29.164	244	<b>261</b>	19	2:55.445	1:55.072	146	28.062	213	32.311	235	
9	1:36.791	<b>42.528</b>	198	25.355	<b>217</b>	28.908	244	257	20	1:38.832	44.087	197	25.765	216	28.980	245	250
10	1:37.285	42.854	199	25.563	217	28.868	245	258	21	<b>1:36.724</b>	42.565	202	<b>25.351</b>	<b>217</b>	28.808	247	257
11	1:45.355	42.835	197	25.751	217	36.769	58	258	22	1:46.637	43.337	200	25.687	216	37.613	59	257





# ADAC GT Masters

## Pit Stops Free Testsession



Provisional

Reg. Nr.: KNAF 0301.17.196

Friday, July 21, 2017 9:05:00

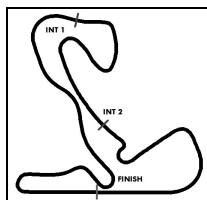
Circuit Zandvoort, Length: 4307m

Air temperature: 19.26°C

Track temperature: 22.34°C

Weather condition: Dry

Nr	Driver in	Day time in	Time in	Driver out	Day time out	Time out	Nett Time
13	Maximilian Hackländer	9:07:49.933	2:49.933	Maximilian Hackländer	9:08:58.189	3:58.189	1:08.256
77	Renger van der Zande	9:07:57.952	2:57.952	Jules Gounon	9:09:03.439	4:03.439	1:05.487
99	Sven Müller	9:09:53.768	4:53.768	Sven Müller	9:11:58.187	6:58.187	2:04.419
6	Florian Spengler	9:10:31.393	5:31.393	Florian Spengler	9:12:00.816	7:00.816	1:29.423
77	Jules Gounon	9:10:43.703	5:43.703	Jules Gounon	9:11:55.379	6:55.379	1:11.676
13	Maximilian Hackländer	9:10:49.664	5:49.664	Maximilian Hackländer	9:12:13.316	7:13.316	1:23.652
48	Marvin Kirchhöfer	9:10:54.758	5:54.758	Marvin Kirchhöfer	9:12:41.215	7:41.215	1:46.457
17	Michael Ammermüller	9:12:39.034	7:39.034	Michael Ammermüller	9:23:25.491	18:25.491	10:46.457
18	Adrien de Leener	9:13:10.144	8:10.144	Adrien de Leener	9:21:20.100	16:20.100	8:09.956
77	Jules Gounon	9:13:34.331	8:34.331	Jules Gounon	9:22:04.630	17:04.630	8:30.299
99	Sven Müller	9:13:41.206	8:41.206	Sven Müller	9:21:25.732	16:25.732	7:44.526
26	Sebastian Asch	9:13:45.812	8:45.812	Sebastian Asch	9:21:30.790	16:30.790	7:44.978
63	Rolf Ineichen	9:13:48.772	8:48.772	Rolf Ineichen	9:21:32.633	16:32.633	7:43.861
22	Marc Gassner	9:13:51.526	8:51.526	Marc Gassner	9:22:23.525	17:23.525	8:31.999
6	Florian Spengler	9:13:53.416	8:53.416	Florian Spengler	9:21:15.787	16:15.787	7:22.371
42	Philipp Eng	9:13:59.909	8:59.909	Philipp Eng	9:21:16.622	16:16.622	7:16.713
13	Maximilian Hackländer	9:14:03.735	9:03.735	Maximilian Hackländer	9:21:48.406	16:48.406	7:44.671
2	Christopher Haase	9:14:07.180	9:07.180	Christopher Haase	9:21:08.003	16:08.003	7:00.823
19	Ezequiel Perez Companc	9:14:08.447	9:08.447	Ezequiel Perez Companc	9:21:55.137	16:55.137	7:46.690
21	Luca Stolz	9:14:09.481	9:09.481	Luca Stolz	9:21:12.242	16:12.242	7:02.761
3	Kelvin van der Linde	9:14:11.942	9:11.942	Kelvin van der Linde	9:24:05.924	19:05.924	9:53.982
1	Connor De Phillippi	9:14:13.116	9:13.116	Connor De Phillippi	9:21:14.029	16:14.029	7:00.913
20	Nikolaj Rogivue	9:14:14.450	9:14.450	Nikolaj Rogivue	9:21:11.057	16:11.057	6:56.607
7	Norbert Siedler	9:14:16.148	9:16.148	Norbert Siedler	9:21:09.544	16:09.544	6:53.396
9	Christopher Höher	9:14:19.840	9:19.840	Christopher Höher	9:21:27.242	16:27.242	7:07.402
8	Mikaela Ahlin-Kottulinsky	9:14:21.250	9:21.250	Mikaela Ahlin-Kottulinsky	9:21:38.396	16:38.396	7:17.146
4	Dennis Marschall	9:14:22.414	9:22.414	Patric Niederhauser	9:23:54.743	18:54.743	9:32.329
48	Marvin Kirchhöfer	9:14:28.280	9:28.280	Marvin Kirchhöfer	9:24:19.488	19:19.488	9:51.208
36	Alex Macdowall	9:14:43.567	9:43.567	Alex Macdowall	9:22:16.512	17:16.512	7:32.945
50	Philip Geipel	9:15:17.980	10:17.980	Philip Geipel	9:21:54.392	16:54.392	6:36.412
84	Maximilian Götz	9:15:19.431	10:19.431	Maximilian Götz	9:54:50.115	49:50.115	39:30.684
24	Filip Salaquarda	9:21:01.795	16:01.795	Filip Salaquarda	9:54:31.869	49:31.869	33:30.074
3	Kelvin van der Linde	9:25:47.342	20:47.342	Kelvin van der Linde	9:26:19.061	21:19.061	31.719
42	Philipp Eng	9:27:55.058	22:55.058	Philipp Eng	9:54:37.456	49:37.456	26:42.398
66	Jonathan Judek	9:27:58.888	22:58.888	Jonathan Judek	9:55:26.568	50:26.568	27:27.680
3	Kelvin van der Linde	9:27:59.983	22:59.983	Kelvin van der Linde	9:54:33.754	49:33.754	26:33.771
1	Connor De Phillippi	9:28:02.507	23:02.507	Connor De Phillippi	9:55:24.640	50:24.640	27:22.133
6	Florian Spengler	9:28:05.577	23:05.577	Florian Spengler	9:55:29.163	50:29.163	27:23.586
99	Sven Müller	9:28:08.297	23:08.297	Sven Müller	9:58:23.960	53:23.960	30:15.663
26	Sebastian Asch	9:28:20.260	23:20.260	Stefan Mücke	9:54:59.419	49:59.419	26:39.159
18	Adrien de Leener	9:28:23.145	23:23.145	Adrien de Leener	9:54:51.444	49:51.444	26:28.299
63	Rolf Ineichen	9:28:25.206	23:25.206	Rolf Ineichen	9:54:46.665	49:46.665	26:21.459
8	Mikaela Ahlin-Kottulinsky	9:28:30.699	23:30.699	Ricardo Feller	9:54:55.566	49:55.566	26:24.867
13	Maximilian Hackländer	9:28:44.619	23:44.619	Maximilian Hackländer	9:55:03.767	50:03.767	26:19.148



# ADAC GT Masters

## Pit Stops Free Testsession



Provisional

Reg. Nr.: KNAF 0301.17.196

Circuit Zandvoort, Length: 4307m

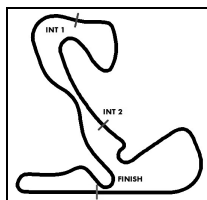
Air temperature: 19.26°C

Track temperature: 22.34°C

Weather condition: Dry

Friday, July 21, 2017 9:05:00

Nr	Driver in	Day time in	Time in	Driver out	Day time out	Time out	Nett Time
19	Ezequiel Perez Companc	9:28:46.203	23:46.203	Ezequiel Perez Companc	10:00:11.066	55:11.066	31:24.863
50	Philip Geipel	9:28:48.984	23:48.984	Rahel Frey	9:55:01.352	50:01.352	26:12.368
25	Frank Stippler	9:28:54.868	23:54.868	Frank Stippler	9:55:13.284	50:13.284	26:18.416
17	Michael Ammermüller	9:29:12.336	24:12.336	Michael Ammermüller	9:54:53.019	49:53.019	25:40.683
36	Alex Macdowall	9:29:15.912	24:15.912	Alex Macdowall	9:57:40.025	52:40.025	28:24.113
77	Jules Gounon	9:29:35.735	24:35.735	Renger van der Zande	9:55:46.325	50:46.325	26:10.590
22	Marc Gassner	9:29:37.172	24:37.172	Marc Gassner	9:57:45.318	52:45.318	28:08.146
4	Patric Niederhauser	9:29:38.805	24:38.805	Patric Niederhauser	9:54:42.721	49:42.721	25:03.916
48	Marvin Kirchhöfer	9:29:41.001	24:41.001	Marvin Kirchhöfer	9:54:41.387	49:41.387	25:00.386
20	Nikolaj Rogivue	9:29:44.599	24:44.599	Nikolaj Rogivue	9:54:44.821	49:44.821	25:00.222
21	Luca Stolz	9:29:45.817	24:45.817	Luca Stolz	9:57:42.720	52:42.720	27:56.903
7	Norbert Siedler	9:29:47.154	24:47.154	Norbert Siedler	9:57:54.950	52:54.950	28:07.796
2	Christopher Haase	9:29:52.477	24:52.477	Christopher Haase	9:55:51.565	50:51.565	25:59.088
77	Renger van der Zande	9:57:35.674	52:35.674	Renger van der Zande	9:58:41.547	53:41.547	1:05.873
63	Rolf Ineichen	9:58:15.481	53:15.481	Rolf Ineichen	10:01:43.401	56:43.401	3:27.920
42	Philipp Eng	10:01:17.301	56:17.301	Philipp Eng	10:04:01.932	59:01.932	2:44.631
77	Renger van der Zande	10:02:03.449	57:03.449	Renger van der Zande	10:03:13.662	58:13.662	1:10.213
4	Patric Niederhauser	10:03:04.751	58:04.751	Patric Niederhauser	10:05:35.887	1:00:35.887	2:31.136
84	Maximilian Götz	10:03:11.188	58:11.188	Maximilian Götz	10:04:49.622	59:49.622	1:38.434
6	Florian Spengler	10:03:54.816	58:54.816	Christopher Zanella	10:05:22.134	1:00:22.134	1:27.318
3	Kelvin van der Linde	10:04:27.607	59:27.607	Markus Pommer	10:06:45.568	1:01:45.568	2:17.961
20	Nikolaj Rogivue	10:04:39.364	59:39.364	Nicolai Sylvest	10:09:59.569	1:04:59.569	5:20.205
18	Adrien de Leener	10:05:04.841	1:00:04.841	Adrien de Leener	10:06:57.833	1:01:57.833	1:52.992
8	Ricardo Feller	10:05:28.765	1:00:28.765	Mikaela Ahlin-Kottulinsky	10:07:05.615	1:02:05.615	1:36.850
7	Norbert Siedler	10:06:34.391	1:01:34.391	Norbert Siedler	10:11:51.517	1:06:51.517	5:17.126
17	Michael Ammermüller	10:06:36.512	1:01:36.512	Michael Ammermüller	10:11:59.773	1:06:59.773	5:23.261
99	Sven Müller	10:06:44.452	1:01:44.452	Sven Müller	10:11:14.883	1:06:14.883	4:30.431
66	Jonathan Judek	10:07:23.014	1:02:23.014	Jonathan Judek	10:09:10.838	1:04:10.838	1:47.824
21	Luca Stolz	10:07:30.893	1:02:30.893	Luca Stolz	10:11:46.386	1:06:46.386	4:15.493
48	Marvin Kirchhöfer	10:09:38.712	1:04:38.712	Indy Dontje	10:11:14.160	1:06:14.160	1:35.448
63	Rolf Ineichen	10:09:57.615	1:04:57.615	Rolf Ineichen	10:11:03.077	1:06:03.077	1:05.462
19	Ezequiel Perez Companc	10:10:28.221	1:05:28.221	Mirko Bortolotti	10:12:37.443	1:07:37.443	2:09.222
50	Rahel Frey	10:10:36.513	1:05:36.513	Rahel Frey	10:18:24.484	1:13:24.484	7:47.971
22	Marc Gassner	10:11:27.427	1:06:27.427	Marc Gassner	10:12:59.830	1:07:59.830	1:32.403
77	Renger van der Zande	10:11:29.614	1:06:29.614	Renger van der Zande	10:16:14.126	1:11:14.126	4:44.512
13	Maximilian Hackländer	10:12:09.012	1:07:09.012	Sven Barth	10:25:57.577	1:20:57.577	13:48.565
42	Philipp Eng	10:12:15.910	1:07:15.910	Philipp Eng	10:13:23.625	1:08:23.625	1:07.715
3	Markus Pommer	10:13:31.208	1:08:31.208	Markus Pommer	10:15:15.537	1:10:15.537	1:44.329
25	Frank Stippler	10:13:39.135	1:08:39.135	Mike David Ortmann	10:15:02.639	1:10:02.639	1:23.504
18	Adrien de Leener	10:13:41.806	1:08:41.806	Adrien de Leener	10:16:02.559	1:11:02.559	2:20.753
6	Christopher Zanella	10:13:47.789	1:08:47.789	Christopher Zanella	10:17:44.529	1:12:44.529	3:56.740
26	Stefan Mücke	10:14:52.551	1:09:52.551	Stefan Mücke	10:16:18.336	1:11:18.336	1:25.785
4	Patric Niederhauser	10:15:39.279	1:10:39.279	Dennis Marschall	10:18:33.185	1:13:33.185	2:53.906
99	Sven Müller	10:16:07.999	1:11:07.999	Robert Renauer	10:17:06.829	1:12:06.829	58.830



# ADAC GT Masters

## Pit Stops Free Testsession



Provisional

Circuit Zandvoort, Length: 4307m

Air temperature: 19.26°C

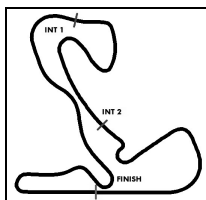
Track temperature: 22.34°C

Weather condition: Dry

Reg. Nr.: KNAF 0301.17.196

Friday, July 21, 2017 9:05:00

Nr	Driver in	Day time in	Time in	Driver out	Day time out	Time out	Nett Time
84	Patrick Assenheimer	10:16:30.822	1:11:30.822	Patrick Assenheimer	10:19:05.528	1:14:05.528	2:34.706
1	Connor De Phillippi	10:16:52.092	1:11:52.092	Connor De Phillippi	10:17:56.851	1:12:56.851	1:04.759
17	Michael Ammermüller	10:17:00.970	1:12:00.970	Michael Ammermüller	10:19:15.918	1:14:15.918	2:14.948
36	Alex Macdowall	10:18:02.208	1:13:02.208	Alex Macdowall	10:21:36.826	1:16:36.826	3:34.618
66	Jonathan Judek	10:19:04.323	1:14:04.323	Jonathan Judek	10:23:11.249	1:18:11.249	4:06.926
2	Christopher Haase	10:19:09.596	1:14:09.596	Christopher Haase	10:20:34.206	1:15:34.206	1:24.610
48	Indy Dontje	10:19:32.173	1:14:32.173	Indy Dontje	10:21:52.272	1:16:52.272	2:20.099
20	Nicolai Sylvest	10:19:52.357	1:14:52.357	Nicolai Sylvest	10:25:40.240	1:20:40.240	5:47.883
7	Norbert Siedler	10:20:05.942	1:15:05.942	Norbert Siedler	10:23:37.932	1:18:37.932	3:31.990
21	Luca Stolz	10:20:23.391	1:15:23.391	Luca Stolz	10:23:22.594	1:18:22.594	2:59.203
19	Mirko Bortolotti	10:20:48.196	1:15:48.196	Mirko Bortolotti	10:22:48.578	1:17:48.578	2:00.382
63	Christian Engelhart	10:20:50.627	1:15:50.627	Christian Engelhart	10:24:48.487	1:19:48.487	3:57.860
8	Mikaela Ahlin-Kottulinsky	10:22:13.587	1:17:13.587	Mikaela Ahlin-Kottulinsky	10:23:19.221	1:18:19.221	1:05.634
42	Nick Catsburg	10:23:21.694	1:18:21.694	Nick Catsburg	10:27:37.907	1:22:37.907	4:16.213
99	Robert Renauer	10:23:43.557	1:18:43.557	Robert Renauer	10:24:49.240	1:19:49.240	1:05.683
22	Marc Gassner	10:24:45.648	1:19:45.648	Remo Lips	10:26:57.440	1:21:57.440	2:11.792
77	Renger van der Zande	10:24:56.890	1:19:56.890	Jules Gounon	10:26:30.569	1:21:30.569	1:33.679
3	Markus Pommer	10:26:47.593	1:21:47.593	Markus Pommer	10:28:02.116	1:23:02.116	1:14.523
50	Rahel Frey	10:26:53.159	1:21:53.159	Rahel Frey	10:28:01.215	1:23:01.215	1:08.056
84	Maximilian Götz	10:27:30.669	1:22:30.669	Maximilian Götz	10:28:36.912	1:23:36.912	1:06.243
17	Michael Ammermüller	10:27:37.203	1:22:37.203	Michael Ammermüller	10:30:13.218	1:25:13.218	2:36.015
1	Christopher Mies	10:27:45.901	1:22:45.901	Christopher Mies	10:29:30.586	1:24:30.586	1:44.685
7	Norbert Siedler	10:28:34.387	1:23:34.387	Norbert Siedler	10:31:17.455	1:26:17.455	2:43.068
18	Adrien de Leener	10:29:41.829	1:24:41.829	Adrien de Leener	10:32:27.678	1:27:27.678	2:45.849
63	Christian Engelhart	10:29:43.259	1:24:43.259	Christian Engelhart	10:33:50.236	1:28:50.236	4:06.977
3	Markus Pommer	10:30:33.262	1:25:33.262	Markus Pommer	10:31:36.400	1:26:36.400	1:03.138
24	Filip Salaquarda	10:30:40.860	1:25:40.860	Filip Salaquarda	10:31:46.887	1:26:46.887	1:06.027
99	Robert Renauer	10:31:41.103	1:26:41.103				
66	Jonathan Judek	10:33:17.042	1:28:17.042				
8	Mikaela Ahlin-Kottulinsky	10:35:09.475	1:30:09.475				
17	Michael Ammermüller	10:35:10.955	1:30:10.955				
24	Filip Salaquarda	10:35:16.454	1:30:16.454				
21	Luca Stolz	10:36:47.984	1:31:47.984				
25	Mike David Ortmann	10:36:49.088	1:31:49.088				



# ADAC GT Masters

## Top speed list Free Testsession



Provisional

Reg. Nr.: KNAF 0301.17.196

Circuit Zandvoort, Length: 4307m

Air temperature: 19.26°C

Track temperature: 22.34°C

Weather condition: Dry

Friday, July 21, 2017 9:05:00

#	Name (NAT)	Team	Car name	Speed	Lap	Race time
99	Sven Müller (DEU)	Precote Herberth Motorsport (DEU)	Porsche 911 GT3 R	261.50	8	55:15.370
19	Mirko Bortolotti (ITA)	GRT Grasser-Racing-Team (AUT)	Lamborghini Huracan GT3	261.50	18	1:12:35.477
3	Markus Pommer (DEU)	Aust Motorsport (DEU)	Audi R8 LMS	260.86	22	1:16:55.236
36	Alex Macdowall (GBR)	Schütz Motorsport (DEU)	Porsche 911 GT3 R	260.86	28	1:28:12.979
17	Michael Ammermüller (DEU)	KÜS TEAM75 Bernhard (DEU)	Porsche 911 GT3 R	260.86	24	1:28:33.673
4	Patric Niederhauser (CHE)	Aust Motorsport (DEU)	Audi R8 LMS	260.24	13	56:28.348
2	Christopher Haase (DEU)	Montaplast by Land-Motorsport (DEU)	Audi R8 LMS	259.61	8	19:37.938
1	Connor De Phillippi (USA)	Montaplast by Land-Motorsport (DEU)	Audi R8 LMS	259.61	9	21:25.464
63	Christian Engelhart (DEU)	GRT Grasser-Racing-Team (AUT)	Lamborghini Huracan GT3	259.61	21	1:12:37.085
6	Christopher Zanella (CHE)	HB Racing WDS Bau (AUT)	Lamborghini Huracan GT3	259.61	24	1:24:27.968
8	Mikaela Ahlin-Kottulinsky (SWE)	Audi Sport racing academy (DEU)	Audi R8 LMS	258.99	29	1:25:14.103
77	Jules Gounon (FRA)	Callaway Competition (DEU)	Corvette C7 GT3	258.99	25	1:28:06.869
21	Luca Stolz (DEU)	Mercedes-AMG Team ZAKSPEED (DEU)	Mercedes-AMG GT3	258.99	28	1:28:20.092
22	Marc Gassner (DEU)	MRS GT-Racing (DEU)	Nissan GT-R NISMO GT3	258.37	19	1:13:11.745
13	Sven Barth (DEU)	RWT Racing (AUT)	Corvette C7 GT3	258.37	22	1:27:42.056
24	Filip Salaquarda (CZE)	BWT Mücke Motorsport (DEU)	Audi R8 LMS	258.37	28	1:28:28.668
50	Rahel Frey (CHE)	YACO Racing (DEU)	Audi R8 LMS	257.75	18	1:03:55.610
42	Nick Catsburg (NLD)	BMW Team Schnitzer (DEU)	BMW M6 GT3	257.75	29	1:29:29.529
25	Frank Stippler (DEU)	BWT Mücke Motorsport (DEU)	Audi R8 LMS	257.14	4	22:03.656
7	Norbert Siedler (AUT)	HB Racing WDS Bau (AUT)	Lamborghini Huracan GT3	257.14	13	59:57.924
66	Jonathan Judek (DEU)	ADAC NSA / Attempto Racing Team (DEU)	Lamborghini Huracan GT3	257.14	14	1:09:09.557
84	Maximilian Götz (DEU)	Mercedes-AMG Team HTP Motorsport (DEU)	Mercedes-AMG GT3	257.14	21	1:19:14.891
48	Indy Dontje (NLD)	Mercedes-AMG Team HTP Motorsport (DEU)	Mercedes-AMG GT3	257.14	28	1:27:11.409
20	Nikolaj Rogivue (CHE)	Mercedes-AMG Team ZAKSPEED (DEU)	Mercedes-AMG GT3	256.53	16	57:56.400
26	Sebastian Asch (DEU)	BWT Mücke Motorsport (DEU)	Mercedes-AMG GT3	256.53	32	1:27:42.965
18	Adrien de Leener (BEL)	KÜS TEAM75 Bernhard (DEU)	Porsche 911 GT3 R	255.92	13	56:45.654
9	Christopher Höher (AUT)	Audi Sport racing academy (DEU)	Audi R8 LMS	250.00	7	18:13.308