



# ADAC Formel 4

## Result List Race 3

Provisional

Reg. Nr.: AMF-CR 12/2017

Sunday, June 11, 2017 16:30:00



Red Bull Ring, Length: 4318m

Air temperature: 28.48°C

Track temperature: 32.83°C

Weather condition: Dry

started : 30      classified : 23      not classified : 7

	Nr. Drivers	Team	Laps	Total Time	Gap	Kph	Lap	Time	Kph
	Cl. Car	Competitor							
1	44 <b>J.Vips(ITA)</b> ADAC Formel 4 powered by Abarth	(T) <b>Prema Powerteam SRL(ITA)</b> Prema Powerteam SRL	18	<b>30:47.653</b>		151.1	14	1:30.825	171.1
2	27 <b>N.Nielsen(DNK)</b> ADAC Formel 4 powered by Abarth	(T) <b>US Racing(DEU)</b> US Racing	18	<b>30:48.126</b>	0.473	151.1	15	1:30.958	170.9
3	9 <b>M.Armstrong(ITA)</b> ADAC Formel 4 powered by Abarth	(T) <b>Prema Powerteam SRL(ITA)</b> Prema Powerteam SRL	18	<b>30:48.660</b>	1.007	151.1	11	1:30.734	171.3
4	83 <b>K.Moreira-Laliberte(CHE)</b> ADAC Formel 4 powered by Abarth	(T) <b>Van Amersfoort Racing(NLD)</b> Van Amersfoort Racing	18	<b>30:48.699</b>	1.046	151.0	14	1:30.746	171.3
5	5 <b>L.Zendeli(DEU)</b> ADAC Formel 4 powered by Abarth	(T) <b>ADAC Berlin-Brandenburg e.V.(DEU)</b> ADAC Berlin-Brandenburg e.V.	18	<b>30:49.013</b>	1.360	150.9	14	1:31.079	170.6
6	1 <b>F.Drugovich(ITA)</b> ADAC Formel 4 powered by Abarth	(T) <b>Van Amersfoort Racing(NLD)</b> Van Amersfoort Racing	18	<b>30:49.511</b>	1.858	151.2	14	1:30.973	170.8
7	28 <b>K.Schramm(DEU)</b> ADAC Formel 4 powered by Abarth	<b>US Racing(DEU)</b> US Racing	18	<b>30:49.945</b>	2.292	150.9	15	1:31.205	170.4
8	18 <b>J.Hanses(DEU)</b> ADAC Formel 4 powered by Abarth	(T) <b>US Racing(DEU)</b> US Racing	18	<b>30:50.164</b>	2.511	151.1	12	1:31.182	170.4
9	2 <b>F.Vesti(DNK)</b> ADAC Formel 4 powered by Abarth	<b>Van Amersfoort Racing(NLD)</b> Van Amersfoort Racing	18	<b>30:50.273</b>	2.620	151.2	14	1:30.912	170.9
10	13 <b>F.Scherer(CHE)</b> ADAC Formel 4 powered by Abarth	<b>US Racing(DEU)</b> US Racing	18	<b>30:50.765</b>	3.112	151.2	10	1:31.296	170.2
11	80 <b>A.Estner(DEU)</b> ADAC Formel 4 powered by Abarth	(T) <b>Neuhauser Racing Team(AUT)</b> Neuhauser Racing Team	18	<b>30:51.232</b>	3.579	151.1	12	1:31.308	170.2
12	33 <b>J.Aberdein(DEU)</b> ADAC Formel 4 powered by Abarth	(T) <b>Motopark(DEU)</b> Motopark	18	<b>30:51.305</b>	3.652	150.9	12	1:31.154	170.5
13	79 <b>D.Malukas(LTU)</b> ADAC Formel 4 powered by Abarth	<b>Motopark(DEU)</b> Motopark	18	<b>30:51.706</b>	4.053	150.6	11	1:31.709	169.5
14	81 <b>M.Waldherr(DEU)</b> ADAC Formel 4 powered by Abarth	(T) <b>Neuhauser Racing Team(AUT)</b> Neuhauser Racing Team	18	<b>30:52.019</b>	4.366	150.8	11	1:31.624	169.6
15	97 <b>S.Fernandez Wahbeh(ITA)</b> ADAC Formel 4 powered by Abarth	<b>Bhaitech Racing(ITA)</b> Bhaitech Racing	18	<b>30:52.192</b>	4.539	151.2	13	1:31.455	169.9
16	26 <b>L.Heinrich(DEU)</b> R ADAC Formel 4 powered by Abarth	(T) <b>Laurin Heinrich(DEU)</b> Laurin Heinrich	18	<b>30:52.681</b>	5.028	151.1	13	1:31.668	169.5
17	7 <b>O.Söderström(SWE)</b> ADAC Formel 4 powered by Abarth	<b>ADAC Berlin-Brandenburg e.V.(DEU)</b> ADAC Berlin-Brandenburg e.V.	18	<b>30:53.244</b>	5.591	151.1	13	1:31.674	169.5
18	3 <b>L.Gachot(GBR)</b> ADAC Formel 4 powered by Abarth	<b>Van Amersfoort Racing(NLD)</b> Van Amersfoort Racing	18	<b>30:53.329</b>	5.676	151.1	14	1:31.542	169.8
19	4 <b>S.Flörsch(DEU)</b> ADAC Formel 4 powered by Abarth	(T) <b>ADAC Berlin-Brandenburg e.V.(DEU)</b> ADAC Berlin-Brandenburg e.V.	18	<b>30:53.727</b>	6.074	150.9	9	1:32.142	168.7
20	11 <b>M.Wishofer(AUT)</b> R ADAC Formel 4 powered by Abarth	(T) <b>Lechner Racing(AUT)</b> Lechner Racing	18	<b>30:53.969</b>	6.316	150.8	13	1:31.430	170.0
21	10 <b>R.Wagner(DEU)</b> R ADAC Formel 4 powered by Abarth	<b>Lechner Racing(AUT)</b> Lechner Racing	18	<b>30:54.231</b>	6.578	151.0	15	1:32.313	168.3
22	25 <b>D.Ghattas(DEU)</b> R ADAC Formel 4 powered by Abarth	(T) <b>Team Piro Sports Interdental(DEU)</b> Team Piro Sports Interdental	18	<b>30:54.862</b>	7.209	151.0	14	1:32.446	168.1
23	99 <b>C.Weerts(BEL)</b> R ADAC Formel 4 powered by Abarth	<b>Motopark(DEU)</b> Motopark	18	<b>30:55.050</b>	7.397	150.8	10	1:31.943	169.0
<b>Not classified</b>									
15	<b>K.Maini(CHE)</b> ADAC Formel 4 powered by Abarth	<b>Jenzer Motorsport(CHE)</b> Jenzer Motorsport	15	<b>25:49.668</b>	3 LAP	149.9	11	1:31.231	170.3
98	<b>C.Piro(DEU)</b> ADAC Formel 4 powered by Abarth	(T) <b>Team Piro Sports Interdental(DEU)</b> Team Piro Sports Interdental	14	<b>23:34.209</b>	4 LAP	154.3	13	1:31.798	169.3



# ADAC Formel 4

## Result List Race 3

Provisional

Reg. Nr.: AMF-CR 12/2017

Sunday, June 11, 2017 16:30:00



Red Bull Ring, Length: 4318m

Air temperature: 28.48°C

Track temperature: 32.83°C

Weather condition: Dry

started : 30      classified : 23      not classified : 7

Nr. Drivers	Team	Laps	Total Time	Gap	Kph	Lap	Time	Kph
Cl. Car	Competitor							
68 J.Correa(ITA) ADAC Formel 4 powered by Abarth	Prema Powerteam SRL(ITA) Prema Powerteam SRL	14	24:02.018	4 LAP	150.7	12	1:31.159	170.5
96 L.Colombo(ITA) ADAC Formel 4 powered by Abarth	Bhaitech Racing(ITA) Bhaitech Racing	12	20:48.343	6 LAP	148.8	11	1:32.118	168.7
42 L.Hoogenboom(NLD) ADAC Formel 4 powered by Abarth	(T) Motopark(DEU) Motopark	11	19:07.575	7 LAP	148.9	9	1:32.077	168.8
16 J.van Uitert(NLD) ADAC Formel 4 powered by Abarth	Jenzer Motorsport(CHE) Jenzer Motorsport	8	14:32.948	10 LAP	140.9	7	1:32.127	168.7
6 T.Beckhäuser(CZE) R ADAC Formel 4 powered by Abarth	ADAC Berlin-Brandenburg e.V.(DEU) ADAC Berlin-Brandenburg e.V.	2	3:22.731	16 LAP	161.3	2	1:36.363	161.3

Fastest lap of the race. Car 9 driver Marcus Armstrong on lap 11. Time 1:30.734, average speed 171.3 km/h.

T = nominated for the team classification

<b>Subject to final scrutineering!</b>		
Publication time:	Clerk of the Course: Andreas Meklau	Timekeeper: Steffen Ruhl





# ADAC Formel 4

## Sector List Race 3

Provisional

Reg. Nr.: AMF-CR 12/2017

Sunday, June 11, 2017 16:30:00



Red Bull Ring, Length: 4318m

Air temperature: 28.48°C

Track temperature: 32.83°C

Weather condition: Dry

Lap	Time	SE1	SP1	SE2	SP2	SE3	SP3	TSP	Lap	Time	SE1	SP1	SE2	SP2	SE3	SP3	TSP
<b>1 Drugovich, ITA</b>									<b>theoretical besttime: 1:30.737</b>								
1	1:42.784	30.526	210	42.266	156	29.992	193		10	1:31.322	<b>23.647</b>	<b>216</b>	40.116	169	27.559	199	
2	1:32.838	24.403	212	40.700	165	27.735	198		11	1:32.126	23.845	206	41.074	170	27.207	199	
3	1:34.271	23.969	211	42.080	149	28.222	189		12	1:31.370	23.687	217	40.343	169	27.340	198	
4	2:25.241	32.210	127	1:07.381	113	45.650	111		13	1:32.491	24.090	215	41.072	172	27.329	196	
5	2:18.531	33.764	101	1:00.171	52	44.596	198		14	<b>1:30.973</b>	23.883	213	<b>39.921</b>	<b>173</b>	<b>27.169</b>	<b>197</b>	
6	1:34.117	24.554	211	41.054	163	28.509	191		15	1:31.146	23.826	211	40.100	172	27.220	198	
7	1:32.953	24.406	214	41.003	166	27.544	195		16	1:30.917	23.738	212	39.985	173	27.194	197	
8	1:32.104	23.719	<b>217</b>	40.797	163	27.588	<b>199</b>		17	2:15.368	27.841	99	1:04.947	106	42.580	133	
9	1:31.889	24.365	211	40.316	171	27.208	199		18	2:09.070	33.653	147	54.562	114	40.855	195	
<b>2 Vesti, DNK</b>									<b>theoretical besttime: 1:30.751</b>								
1	1:43.304	31.409	213	42.352	152	29.543	187		10	1:34.019	24.332	214	40.826	175	28.861	197	
2	1:34.509	25.341	210	41.344	161	27.824	196		11	1:33.251	24.591	212	41.266	169	27.394	198	
3	1:34.249	24.024	213	40.854	156	29.371	165		12	1:31.469	<b>23.722</b>	<b>217</b>	40.418	176	27.329	197	
4	2:26.068	32.601	140	1:07.395	109	46.072	116		13	1:31.179	23.844	212	40.059	179	27.276	197	
5	2:16.849	34.943	130	58.921	48	42.985	198		14	<b>1:30.912</b>	23.883	213	<b>39.851</b>	<b>178</b>	<b>27.178</b>	<b>198</b>	
6	1:33.605	23.863	208	41.888	160	27.854	197		15	1:32.517	23.979	211	41.235	174	27.303	196	
7	1:34.415	25.114	212	41.180	158	28.121	198		16	1:31.857	23.870	211	40.002	177	27.985	191	
8	1:31.974	24.359	211	40.305	<b>180</b>	27.310	197		17	2:10.138	24.700	162	1:02.737	118	42.701	118	
9	1:32.144	23.907	213	40.205	168	28.032	198		18	2:07.814	33.916	153	53.906	115	39.992	199	
<b>3 Gachot, GBR</b>									<b>theoretical besttime: 1:31.447</b>								
1	1:45.349	32.497	213	42.872	150	29.980	190		10	1:32.057	23.778	215	40.793	168	27.486	197	
2	1:35.601	24.672	<b>218</b>	42.308	160	28.621	195		11	1:32.771	23.899	214	41.114	163	27.758	196	
3	1:35.322	23.961	214	41.183	160	30.178	125		12	1:32.492	23.815	214	41.307	168	27.370	198	
4	2:26.410	34.271	122	1:05.564	105	46.575	111		13	1:32.458	24.576	213	40.533	174	27.349	197	
5	2:14.773	35.870	93	58.156	56	40.747	193		14	<b>1:31.542</b>	23.783	213	<b>40.420</b>	<b>173</b>	<b>27.339</b>	<b>196</b>	
6	1:33.468	24.842	211	41.100	170	27.526	197		15	1:32.336	23.823	211	40.734	161	27.779	198	
7	1:34.248	23.965	216	41.978	<b>177</b>	28.305	197		16	1:34.380	24.311	214	40.455	169	29.614	170	
8	1:33.754	23.942	215	42.001	162	27.811	197		17	2:08.715	25.715	202	1:00.215	120	42.785	103	
9	1:32.600	<b>23.688</b>	217	41.117	157	27.795	197		18	2:05.053	36.582	154	51.058	100	37.413	198	
<b>4 Flörsch, DEU</b>									<b>theoretical besttime: 1:31.667</b>								
1	1:43.390	31.507	213	42.712	161	29.171	188		10	1:32.376	<b>23.973</b>	<b>213</b>	<b>40.322</b>	<b>168</b>	28.081	189	
2	1:35.672	25.496	211	42.055	164	28.121	194		11	1:33.546	24.904	211	41.070	162	27.572	196	
3	1:34.452	24.278	210	40.892	164	29.282	147		12	1:32.970	24.173	211	41.327	163	27.470	196	
4	2:25.900	33.199	129	1:07.195	109	45.506	119		13	1:33.590	24.989	213	40.978	164	27.623	194	
5	2:16.792	35.804	111	58.344	48	42.644	194		14	1:32.279	24.114	212	40.535	164	27.630	196	
6	1:33.434	24.339	212	41.059	163	28.036	194		15	1:32.287	24.364	209	40.445	166	27.478	194	
7	1:34.164	24.561	207	41.693	162	27.910	195		16	1:34.266	23.985	209	40.213	168	30.068	133	
8	1:33.764	24.393	209	41.635	163	27.736	195		17	2:08.389	25.666	195	59.495	115	43.228	102	
9	<b>1:32.142</b>	24.124	211	40.646	167	<b>27.372</b>	195		18	2:04.314	36.881	123	50.410	108	37.023	196	
<b>5 Zendeli, DEU</b>									<b>theoretical besttime: 1:30.945</b>								
1	1:38.570	28.472	209	42.043	153	28.055	193		10	1:32.073	<b>23.816</b>	<b>212</b>	40.829	165	27.428	196	
2	1:33.401	24.110	<b>212</b>	41.039	163	28.252	191		11	1:31.343	23.934	211	40.222	168	27.187	196	
3	1:34.056	24.740	207	41.641	160	27.675	194		12	1:31.179	23.886	209	40.177	169	<b>27.116</b>	<b>194</b>	
4	2:22.126	30.066	132	1:06.614	99	45.446	140		13	1:31.540	23.963	210	40.278	167	27.299	194	
5	2:23.150	34.378	145	1:01.344	56	47.428	193		14	<b>1:31.079</b>	23.924	210	<b>40.013</b>	<b>170</b>	27.142	196	
6	1:34.642	24.603	212	41.994	159	28.045	196		15	1:31.443	23.868	210	40.268	170	27.307	196	
7	1:32.336	24.020	211	40.447	161	27.869	192		16	1:31.474	23.962	209	40.281	168	27.231	184	
8	1:32.494	24.406	210	40.684	167	27.404	195		17	2:16.930	29.514	106	1:04.991	110	42.425	118	
9	1:31.828	23.992	211	40.475	164	27.361	<b>197</b>		18	2:09.349	32.717	163	55.575	104	41.057	197	
<b>6 Beckhäuser, CZE</b>									<b>theoretical besttime: 1:35.808</b>								
1	1:46.368	33.843	208	43.795	<b>147</b>	<b>28.730</b>	<b>193</b>		3		<b>24.670</b>	<b>209</b>					
2	<b>1:36.363</b>	24.822	<b>211</b>	<b>42.408</b>	147	29.133	189										



# ADAC Formel 4

## Sector List Race 3

Provisional

Reg. Nr.: AMF-CR 12/2017

Sunday, June 11, 2017 16:30:00



Red Bull Ring, Length: 4318m

Air temperature: 28.48°C

Track temperature: 32.83°C

Weather condition: Dry

Lap	Time	SE1	SP1	SE2	SP2	SE3	SP3	TSP	Lap	Time	SE1	SP1	SE2	SP2	SE3	SP3	TSP
<b>7 Söderström, SWE</b>									<b>theoretical besttime: 1:31.547</b>								
1	1:44.576	32.389	193	43.305	152	28.882	<b>198</b>		10	1:31.962	24.023	211	40.446	164	<b>27.493</b>	<b>196</b>	
2	1:34.800	24.547	206	42.121	156	28.132	196		11	1:32.804	23.915	214	41.190	162	27.699	196	
3	1:35.097	24.069	197	41.558	160	29.470	136		12	1:32.335	<b>23.722</b>	<b>215</b>	41.094	163	27.519	195	
4	2:25.845	33.175	129	1:06.696	106	45.974	111		13	<b>1:31.674</b>	23.841	214	40.335	165	27.498	193	
5	2:16.126	35.452	115	58.351	47	42.323	195		14	1:32.044	23.966	215	<b>40.332</b>	<b>169</b>	27.746	195	
6	1:35.314	24.341	216	41.502	160	29.471	178		15	1:32.998	24.479	214	40.588	156	27.931	194	
7	1:34.334	24.454	216	41.488	160	28.392	196		16	1:33.768	24.173	211	40.375	166	29.220	178	
8	1:32.511	23.878	<b>214</b>	40.958	165	27.675	197		17	2:08.741	25.557	187	1:00.476	120	42.708	105	
9	1:32.685	23.807	<b>218</b>	41.188	155	27.690	196		18	2:05.630	35.585	148	52.267	101	37.778	195	

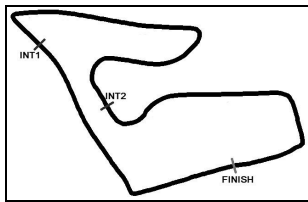
<b>9 Armstrong, ITA</b>									<b>theoretical besttime: 1:30.662</b>								
1	1:40.276	29.259	211	42.822	159	28.195	196		10	1:31.063	23.871	212	40.082	177	27.110	197	
2	1:33.661	24.046	<b>212</b>	41.756	165	27.859	197		11	<b>1:30.734</b>	23.718	<b>212</b>	<b>39.906</b>	<b>175</b>	27.110	197	
3	1:33.193	23.874	<b>216</b>	41.325	164	27.994	175		12	1:31.244	<b>23.654</b>	<b>216</b>	40.465	176	27.125	198	
4	2:23.260	30.640	122	1:06.700	109	45.920	124		13	1:30.901	23.721	213	40.051	177	27.129	197	
5	2:21.594	34.474	122	1:00.366	55	46.754	196		14	1:30.885	23.706	213	39.979	177	27.200	196	
6	1:33.047	24.098	213	41.521	166	27.428	197		15	1:30.874	23.714	213	40.058	174	<b>27.102</b>	<b>197</b>	
7	1:32.625	23.755	213	41.315	166	27.555	194		16	1:30.973	23.691	214	40.121	175	27.161	197	
8	1:31.540	23.930	213	40.239	169	27.371	196		17	2:19.870	32.897	97	1:04.612	109	42.361	133	
9	1:32.465	23.862	216	41.338	172	27.265	196		18	2:10.455	32.111	146	56.248	112	42.096	194	

<b>10 Wagner, DEU</b>									<b>theoretical besttime: 1:32.148</b>								
1	1:44.443	32.135	<b>208</b>	43.143	158	29.165	192		10	1:32.732	24.193	209	40.945	164	<b>27.594</b>	<b>195</b>	
2	1:37.336	25.139	<b>214</b>	42.497	152	29.700	192		11	1:33.079	<b>23.978</b>	<b>211</b>	41.506	162	27.595	194	
3	1:35.506	24.797	209	40.833	160	29.876	128		12	1:33.440	24.414	210	40.652	166	28.374	193	
4	2:25.907	34.034	133	1:05.095	107	46.778	109		13	1:32.677	24.336	209	40.603	163	27.738	193	
5	2:14.714	36.079	84	57.857	52	40.778	194		14	1:32.470	24.121	210	40.718	169	27.631	194	
6	1:33.811	24.377	211	41.647	162	27.787	194		15	<b>1:32.313</b>	24.107	209	<b>40.576</b>	<b>168</b>	27.630	195	
7	1:33.964	24.161	213	41.484	159	28.319	194		16	1:33.175	24.245	209	40.539	167	28.391	193	
8	1:34.326	24.371	211	41.247	155	28.708	194		17	2:08.037	26.796	195	59.093	126	42.148	84	
9	1:33.036	24.605	209	40.789	164	27.642	195		18	2:03.265	36.469	119	50.184	113	36.612	197	

<b>11 Wishofer, AUT</b>									<b>theoretical besttime: 1:31.390</b>								
1	1:42.608	30.610	213	42.698	147	29.300	191		10	1:33.268	23.811	215	40.848	168	28.609	194	
2	1:33.620	25.036	211	40.970	167	27.614	195		11	1:32.639	24.488	210	40.824	169	<b>27.327</b>	<b>195</b>	
3	1:33.969	23.984	215	41.617	151	28.368	181		12	1:32.355	23.880	211	41.093	166	27.382	196	
4	2:25.705	32.425	127	1:07.405	103	45.875	112		13	<b>1:31.430</b>	<b>23.760</b>	<b>213</b>	<b>40.303</b>	<b>171</b>	27.367	194	
5	2:18.047	33.751	116	1:00.090	51	44.206	195		14	1:32.809	23.917	211	40.438	168	28.454	171	
6	1:34.828	24.682	213	42.275	157	27.871	<b>197</b>		15	1:36.797	24.590	211	41.656	158	30.551	180	
7	1:34.053	24.972	211	40.899	161	28.182	192		16	1:34.483	25.257	206	40.933	169	28.293	167	
8	1:33.399	24.771	212	41.085	167	27.543	196		17	2:08.219	26.358	207	58.914	127	42.947	94	
9	1:31.943	23.913	212	40.433	170	27.597	196		18	2:03.797	36.827	114	50.155	113	36.815	196	

<b>13 Scherer, CHE</b>									<b>theoretical besttime: 1:31.159</b>								
1	1:43.850	32.237	206	42.656	153	28.957	194		10	<b>1:31.296</b>	23.819	216	<b>39.988</b>	<b>168</b>	27.489	194	
2	1:33.368	24.880	211	40.923	177	27.565	195		11	1:33.249	<b>23.715</b>	<b>217</b>	40.812	172	28.722	194	
3	1:34.252	23.745	216	41.414	159	29.093	177		12	1:31.787	23.776	216	40.555	168	<b>27.456</b>	<b>192</b>	
4	2:25.461	32.266	104	1:07.602	92	45.593	127		13	1:32.906	23.738	216	40.454	166	28.714	194	
5	2:17.736	34.127	125	1:00.345	50	43.264	193		14	1:32.015	23.798	216	40.501	170	27.716	192	
6	1:33.453	24.073	211	41.256	169	28.124	194		15	1:34.065	23.930	212	42.534	171	27.601	193	
7	1:33.844	24.292	213	41.929	168	27.623	193		16	1:31.666	23.908	213	40.015	178	27.743	183	
8	1:31.606	23.770	216	40.144	168	27.692	<b>196</b>		17	2:10.250	24.583	182	1:02.831	117	42.836	117	
9	1:32.246	24.075	213	40.660	170	27.511	194		18	2:07.715	34.127	145	54.031	103	39.557	192	

<b>15 Maini, CHE</b>									<b>theoretical besttime: 1:30.982</b>								
1	1:38.139	28.196	203	42.122	164	27.821	195		9	1:33.003	24.103	209	41.469	168	27.431	194	
2	1:32.913	24.311	211	40.831	169	27.771	194		10	1:31.366	23.872	211	40.269	173	27.225	196	
3	1:32.266	24.133	211	40.611	171	27.522	196		11	<b>1:31.231</b>	23.915	211	<b>40.132</b>	<b>171</b>	27.184	196	
4	2:23.377	31.774	128	1:06.520	94	45.083	129		12	1:31.264	23.963	210	40.134	172	<b>27.167</b>	<b>196</b>	
5	2:23.801	34.295	141	1:01.825	60	47.681	195		13	1:41.448	23.892	211	48.988	166	28.568	197	



# ADAC Formel 4

## Sector List Race 3

Provisional

Reg. Nr.: AMF-CR 12/2017

Sunday, June 11, 2017 16:30:00



Red Bull Ring, Length: 4318m

Air temperature: 28.48°C

Track temperature: 32.83°C

Weather condition: Dry

Lap	Time	SE1	SP1	SE2	SP2	SE3	SP3	TSP	Lap	Time	SE1	SP1	SE2	SP2	SE3	SP3	TSP
6	1:32.119	23.955	212	40.788	169	27.376	195		14	1:31.695	23.730	216	40.682	168	27.283	197	
7	1:31.716	24.000	209	40.264	<b>173</b>	27.452	192		15	2:23.300	<b>23.683</b>	<b>217</b>	1:09.947	124	49.670		
8	1:32.030	24.179	209	40.502	171	27.349	196										

### 16 van Uiter, NLD

theoretical besttime: 1:31.579

1	1:40.919	30.234	211	42.443	153	28.242	<b>197</b>		5	2:19.911	34.376	96	1:00.003	53	45.532	195	
2	1:33.847	24.348	<b>217</b>	41.516	161	27.983	197		6	1:34.529	24.302	213	41.337	155	28.890	189	
3	1:34.171	24.572	208	41.790	160	27.809	184		7	<b>1:32.127</b>	24.231	213	<b>40.539</b>	<b>170</b>	<b>27.357</b>	<b>194</b>	
4	2:24.143	31.213	121	1:07.468	95	45.462	130		8	1:53.301	<b>23.683</b>	<b>216</b>	53.300	143	36.318		

### 18 Hanses, DEU

theoretical besttime: 1:30.993

1	1:41.966	30.533	212	42.635	150	28.798	195		10	1:31.283	23.667	216	40.268	168	27.348	197	
2	1:33.409	24.019	207	41.484	152	27.906	<b>198</b>		11	1:32.859	23.677	216	41.400	166	27.782	197	
3	1:33.983	24.157	216	41.779	155	28.047	185		12	<b>1:31.182</b>	<b>23.623</b>	<b>217</b>	40.259	168	27.300	197	
4	2:24.244	31.237	124	1:07.613	103	45.394	121		13	1:32.933	23.691	217	41.556	162	27.686	197	
5	2:19.722	34.396	86	59.973	49	45.353	195		14	1:32.471	24.086	209	41.018	172	27.367	196	
6	1:34.596	24.859	211	41.692	172	28.045	192		15	1:31.737	23.804	217	40.706	173	<b>27.227</b>	<b>197</b>	
7	1:33.468	24.546	214	41.504	165	27.418	194		16	1:31.122	23.747	212	<b>40.143</b>	<b>170</b>	27.232	197	
8	1:31.932	23.832	215	40.398	162	27.702	196		17	2:12.840	25.495	134	1:04.865	114	42.480	119	
9	1:31.986	24.141	214	40.451	166	27.394	196		18	2:08.431	33.329	144	54.792	111	40.310	196	

### 25 Ghattas, DEU

theoretical besttime: 1:32.430

1	1:45.717	33.606	209	43.274	156	28.837	191		10	1:33.059	24.312	211	40.898	168	27.849	192	
2	1:37.933	24.809	<b>213</b>	42.428	160	30.696	184		11	1:32.583	24.097	211	<b>40.617</b>	<b>166</b>	27.869	193	
3	1:36.707	24.856	208	41.204	161	30.647	182		12	1:32.883	24.125	211	40.861	163	27.897	193	
4	2:23.323	31.773	132	1:04.669	115	46.881	112		13	1:32.978	24.269	211	40.953	165	27.756	194	
5	2:15.792	36.254	87	57.591	51	41.947	185		14	<b>1:32.446</b>	<b>24.095</b>	<b>211</b>	40.633	166	<b>27.718</b>	<b>191</b>	
6	1:34.992	24.935	210	42.102	162	27.955	193		15	1:32.734	24.148	210	40.739	168	27.847	194	
7	1:33.571	24.348	209	41.167	160	28.056	193		16	1:33.742	24.226	209	40.566	168	28.950	189	
8	1:33.102	24.345	210	40.956	164	27.801	192		17	2:06.884	25.812	207	58.726	131	42.346	79	
9	1:33.102	24.308	211	40.877	165	27.917	<b>194</b>		18	2:03.314	36.505	115	50.090	112	36.719	194	

### 26 Heinrich, DEU

theoretical besttime: 1:31.625

1	1:44.142	31.654	207	43.380	156	29.108	194		10	1:33.625	24.021	214	40.653	163	28.951	190	
2	1:34.625	24.796	213	41.749	158	28.080	196		11	1:33.112	24.744	214	40.941	159	27.427	200	
3	1:34.228	24.065	214	40.746	161	29.417	147		12	1:32.513	24.252	213	40.801	164	27.460	196	
4	2:26.016	32.803	133	1:07.626	113	45.587	114		13	<b>1:31.668</b>	23.883	214	<b>40.511</b>	<b>166</b>	<b>27.274</b>	<b>197</b>	
5	2:16.819	35.323	131	58.604	45	42.892	196		14	1:32.149	23.941	216	40.570	173	27.638	196	
6	1:33.207	23.934	<b>218</b>	41.354	159	27.919	197		15	1:32.477	23.891	217	41.085	167	27.501	196	
7	1:34.566	24.943	212	41.392	161	28.231	195		16	1:33.406	24.080	209	40.841	165	28.485	180	
8	1:33.004	24.057	213	41.319	161	27.628	196		17	2:09.352	25.559	155	1:01.311	115	42.482	110	
9	1:31.836	<b>23.840</b>	217	40.546	162	27.450	196		18	2:05.936	35.599	159	52.528	97	37.809	196	

### 27 Nielsen, DNK

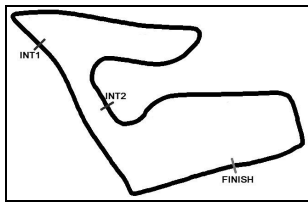
theoretical besttime: 1:30.771

1	1:39.526	29.317	210	42.397	167	27.812	<b>196</b>		10	1:31.366	23.884	213	40.095	171	27.387	196	
2	1:33.709	24.477	209	41.614	167	27.618	196		11	1:31.286	23.884	212	40.060	170	27.342	196	
3	1:33.618	23.886	213	41.727	163	28.005	192		12	1:31.425	24.112	210	40.182	171	27.131	195	
4	2:22.559	30.368	133	1:06.688	108	45.503	135		13	1:30.967	<b>23.807</b>	<b>213</b>	40.014	171	27.146	194	
5	2:22.307	34.628	129	1:00.688	55	46.991	194		14	1:30.969	23.922	211	<b>39.849</b>	<b>173</b>	27.198	194	
6	1:32.606	24.332	211	40.880	170	27.394	194		15	<b>1:30.958</b>	23.868	211	39.975	171	<b>27.115</b>	<b>195</b>	
7	1:32.191	24.192	211	40.313	165	27.686	195		16	1:30.951	23.900	210	39.950	171	27.101	195	
8	1:31.783	23.900	<b>214</b>	40.469	171	27.414	195		17	2:19.326	32.385	94	1:04.735	105	42.206	151	
9	1:31.632	24.165	210	40.182	169	27.285	196		18	2:10.947	32.196	144	56.622	103	42.129	193	

### 28 Schramm, DEU

theoretical besttime: 1:30.975

1	1:39.128	28.939	206	42.039	159	28.150	195		10	1:32.358	23.753	215	40.829	162	27.776	197	
2	1:35.272	25.394	210	41.789	160	28.089	196		11	1:32.430	24.268	211	40.703	167	27.459	196	
3	1:33.277	23.889	214	41.060	154	28.328	194		12	1:31.249	<b>23.701</b>	<b>214</b>	40.203	165	27.345	197	
4	2:23.297	30.446	126	1:06.845	102	46.006	114		13	1:33.749	24.659	212	41.379	154	27.711	195	
5	2:21.240	34.564	110	1:00.210	53	46.466	196		14	1:31.933	24.336	212	40.187	164	27.410	195	
6	1:34.179	24.001	<b>215</b>	41.847	156	28.331	196		15	<b>1:31.205</b>	23.811	211	40.185	171	<b>27.209</b>	<b>197</b>	



# ADAC Formel 4

## Sector List Race 3

Provisional

Reg. Nr.: AMF-CR 12/2017

Sunday, June 11, 2017 16:30:00



Red Bull Ring, Length: 4318m

Air temperature: 28.48°C

Track temperature: 32.83°C

Weather condition: Dry

Lap	Time	SE1	SP1	SE2	SP2	SE3	SP3	TSP	Lap	Time	SE1	SP1	SE2	SP2	SE3	SP3	TSP
7	1:32.065	23.987	214	40.303	165	27.775	196		16	1:31.206	23.774	211	<b>40.065</b>	<b>170</b>	27.367	193	
8	1:32.900	24.381	215	40.864	166	27.655	193		17	2:13.700	26.259	115	1:04.738	108	42.703	128	
9	1:31.795	24.064	212	40.188	163	27.543	<b>197</b>		18	2:08.962	33.498	142	54.687	112	40.777	194	

### 33 Aberdein, DEU

theoretical besttime: 1:30.983

1	1:40.843	29.905	217	42.593	153	28.345	196		10	1:33.671	24.461	215	40.775	171	28.435	195	
2	1:34.084	24.353	213	41.795	165	27.936	198		11	1:31.878	24.179	213	40.353	178	27.346	193	
3	1:33.708	24.444	212	41.350	162	27.914	180		12	<b>1:31.154</b>	23.819	214	40.169	177	<b>27.166</b>	<b>197</b>	
4	2:23.509	30.807	129	1:07.411	101	45.291	129		13	1:31.456	<b>23.733</b>	<b>215</b>	<b>40.084</b>	<b>175</b>	27.639	196	
5	2:20.577	34.839	96	59.927	50	45.811	197		14	1:31.881	23.867	219	40.530	168	27.484	198	
6	1:35.713	23.996	215	41.462	153	30.255	168		15	1:34.233	24.552	210	42.039	166	27.642	197	
7	1:34.918	25.644	213	41.044	165	28.230	194		16	1:33.203	23.798	217	40.713	175	28.692	190	
8	1:32.330	24.222	213	40.728	175	27.380	196		17	2:09.632	24.877	201	1:02.442	107	42.313	95	
9	1:31.663	23.735	215	40.285	174	27.643	196		18	2:06.852	34.432	124	54.151	96	38.269	197	

### 42 Hoogenboom, NLD

theoretical besttime: 1:31.694

1	1:43.729	32.142	213	42.568	155	29.019	191		7	1:33.563	<b>23.810</b>	<b>218</b>	41.447	157	28.306	196	
2	1:42.407	25.326	207	42.539	155	34.542			8	1:33.411	24.040	216	41.291	160	28.080	194	
3	2:27.824	1:18.544	204	41.392	164	27.888	194		9	<b>1:32.077</b>	23.901	211	<b>40.472</b>	<b>163</b>	27.704	197	
4	1:33.045	24.263	209	40.669	165	28.113	157		10	1:32.265	23.875	216	40.875	164	27.515	197	
5	2:12.283	35.745	109	56.206	52	40.332	189		11	1:43.591	24.282	208	41.782	155	37.527		
6	1:33.380	24.652	211	41.316	<b>167</b>	<b>27.412</b>	<b>197</b>										

### 44 Vips, ITA

theoretical besttime: 1:30.692

1	1:38.826	28.810	210	41.923	154	28.093	193		10	1:31.111	23.880	210	40.133	175	27.098	196	
2	1:33.201	24.322	211	40.826	167	28.053	193		11	1:30.976	23.880	210	40.134	175	<b>26.962</b>	<b>196</b>	
3	1:33.274	24.708	209	41.303	174	27.263	195		12	1:31.113	23.855	209	40.176	178	27.082	195	
4	2:22.036	30.117	130	1:06.791	99	45.128	137		13	1:31.254	23.911	209	40.319	177	27.024	196	
5	2:23.558	34.239	142	1:01.809	58	47.510	194		14	<b>1:30.825</b>	23.845	210	<b>39.952</b>	<b>177</b>	27.028	196	
6	1:32.289	23.844	214	41.043	172	27.402	<b>198</b>		15	1:31.020	23.834	210	40.182	177	27.004	197	
7	1:32.360	24.384	210	40.683	175	27.293	194		16	1:30.912	<b>23.778</b>	<b>210</b>	40.148	173	26.986	196	
8	1:31.282	23.869	212	40.212	177	27.201	196		17	2:20.586	33.839	91	1:05.077	103	41.670	153	
9	1:31.591	23.837	<b>214</b>	40.728	175	27.026	196		18	2:11.439	32.567	144	56.861	95	42.011	194	

### 68 Correa, ITA

theoretical besttime: 1:31.071

1	1:41.623	29.790	209	43.239	150	28.594	195		8	1:31.827	23.812	214	40.625	171	27.390	198	
2	1:33.589	24.230	211	41.389	163	27.970	197		9	1:31.343	23.783	214	40.262	173	27.298	198	
3	1:34.439	24.220	208	42.051	152	28.168	184		10	1:32.281	23.871	215	40.549	170	27.861	198	
4	2:24.369	31.523	131	1:07.570	116	45.276	124		11	1:33.202	23.961	213	41.691	170	27.550	196	
5	2:19.494	34.546	90	59.836	51	45.112	196		12	<b>1:31.159</b>	23.822	212	<b>40.099</b>	<b>173</b>	<b>27.238</b>	<b>197</b>	
6	1:34.171	24.623	214	40.862	169	28.686	193		13	1:33.139	<b>23.734</b>	<b>211</b>	41.778	175	27.627	196	
7	1:32.656	24.494	211	40.736	168	27.426	196		14	2:08.726	24.278	213	58.350	135	46.098		

### 79 Malukas, LTU

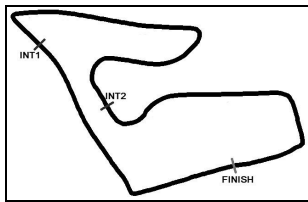
theoretical besttime: 1:31.523

1	1:37.889	28.174	205	41.866	174	27.849	192		10	1:32.996	24.130	208	41.064	174	27.802	194	
2	1:32.647	24.303	207	40.545	175	27.799	194		11	<b>1:31.709</b>	24.012	211	40.342	177	<b>27.355</b>	<b>194</b>	
3	1:32.461	24.226	207	40.581	177	27.654	179		12	1:31.978	<b>23.936</b>	<b>209</b>	40.596	174	27.446	194	
4	2:22.337	31.495	130	1:06.530	94	44.312	125		13	1:33.850	24.533	208	41.492	165	27.825	191	
5	2:24.619	34.669	141	1:02.275	64	47.675	194		14	1:32.841	24.665	211	40.606	175	27.570	194	
6	1:33.145	24.248	208	40.618	<b>179</b>	28.279	193		15	1:36.380	23.987	211	44.656	166	27.737	197	
7	1:33.059	24.524	209	40.963	169	27.572	194		16	1:33.278	23.945	211	40.449	171	28.884	188	
8	1:31.940	23.992	210	<b>40.232</b>	173	27.716	186		17	2:09.476	26.198	179	1:01.085	119	42.193	101	
9	1:34.242	24.890	<b>215</b>	41.837	169	27.515	194		18	2:06.859	34.571	138	53.960	97	38.328	194	

### 80 Estner, DEU

theoretical besttime: 1:31.212

1	1:43.228	31.236	209	42.317	156	29.675	187		10	1:33.654	24.549	210	40.778	178	28.327	194	
2	1:33.551	25.097	211	40.711	161	27.743	196		11	1:31.365	23.928	212	<b>40.096</b>	<b>167</b>	27.341	196	
3	1:34.059	23.928	214	41.490	152	28.641	187		12	<b>1:31.308</b>	23.882	211	40.140	169	<b>27.286</b>	<b>196</b>	
4	2:25.639	32.396	118	1:07.585	102	45.658	116		13	1:31.959	23.854	213	40.201	169	27.904	196	
5	2:17.880	34.088	119	59.661	49	44.131	195		14	1:32.032	23.907	216	40.470	168	27.655	194	
6	1:33.999	24.358	212	41.788	163	27.853	194		15	1:34.069	24.630	209	41.863	162	27.576	197	



# ADAC Formel 4

## Sector List Race 3

Provisional

Reg. Nr.: AMF-CR 12/2017

Sunday, June 11, 2017 16:30:00



Red Bull Ring, Length: 4318m

Air temperature: 28.48°C

Track temperature: 32.83°C

Weather condition: Dry

Lap	Time	SE1	SP1	SE2	SP2	SE3	SP3	TSP	Lap	Time	SE1	SP1	SE2	SP2	SE3	SP3	TSP
7	1:33.947	24.460	<b>216</b>	41.720	164	27.767	196		16	1:32.372	23.959	213	40.537	166	27.876	194	
8	1:31.698	<b>23.830</b>	214	40.302	164	27.566	197		17	2:10.236	24.616	203	1:03.052	126	42.568	106	
9	1:32.974	23.887	216	40.899	167	28.188	194		18	2:07.262	33.968	136	54.648	99	38.646	194	

### 81 Waldherr, DEU

theoretical besttime: 1:31.354

1	1:40.535	29.564	212	42.747	157	28.224	197		10	1:31.726	23.886	213	40.566	171	27.274	196	
2	1:34.139	24.248	214	41.797	159	28.094	195		11	<b>1:31.624</b>	<b>23.781</b>	<b>212</b>	40.462	169	27.381	198	
3	1:33.400	24.667	209	41.042	165	27.691	190		12	1:31.677	23.866	213	40.596	169	<b>27.215</b>	<b>196</b>	
4	2:23.508	30.538	115	1:07.389	106	45.581	125		13	1:32.701	23.799	212	41.253	165	27.649	196	
5	2:21.069	34.732	103	1:00.109	51	46.228	193		14	1:36.145	23.798	215	44.855	168	27.492	194	
6	1:34.373	24.617	211	41.213	159	28.543	193		15	1:31.967	24.112	209	40.533	169	27.322	198	
7	1:31.640	23.943	213	<b>40.358</b>	169	27.339	198		16	1:33.660	23.965	214	40.586	169	29.109	190	
8	1:34.095	24.281	213	42.122	163	27.692	193		17	2:09.286	25.836	171	1:01.344	107	42.106	107	
9	1:33.804	24.749	211	41.094	163	27.961	197		18	2:06.670	34.446	143	54.366	94	37.858	194	

### 83 Moreira-Laliberte, CHE

theoretical besttime: 1:30.612

1	1:39.296	28.992	207	42.234	164	28.070	196		10	1:31.162	<b>23.605</b>	<b>216</b>	40.391	169	27.166	197	
2	1:33.455	24.599	209	41.336	170	27.520	197		11	1:31.190	23.676	214	40.522	172	26.992	200	
3	1:33.608	24.069	205	41.757	163	27.782	198		12	1:32.268	23.874	213	41.289	169	27.105	198	
4	2:22.366	30.057	143	1:06.746	97	45.563	130		13	1:31.062	23.677	216	40.267	173	27.118	197	
5	2:22.657	34.539	133	1:01.014	56	47.104	197		14	<b>1:30.746</b>	23.739	214	<b>40.049</b>	<b>173</b>	<b>26.958</b>	<b>198</b>	
6	1:33.120	24.487	209	41.421	169	27.212	<b>200</b>		15	1:31.022	23.715	215	40.157	174	27.150	199	
7	1:32.419	24.318	211	40.995	170	27.106	198		16	1:30.824	23.650	214	40.220	171	26.954	200	
8	1:31.700	23.780	<b>216</b>	40.744	173	27.176	197		17	2:19.919	32.809	99	1:04.705	118	42.405	124	
9	1:31.832	24.326	211	40.512	171	26.994	198		18	2:10.053	32.262	160	56.034	112	41.757	196	

### 96 Colombo, ITA

theoretical besttime: 1:31.581

1	1:39.939	29.708	210	42.192	164	28.039	200		7	1:33.237	23.766	216	41.031	161	28.440	196	
2	1:33.743	24.081	211	41.810	169	27.852	197		8	1:33.592	23.973	221	41.388	162	28.231	196	
3	1:49.450	23.718	215	42.024	116	43.708	194		9	1:33.204	24.597	214	40.903	169	27.704	195	
4	2:21.881	30.310	109	1:04.642	120	46.929	107		10	1:32.674	23.916	217	41.148	168	<b>27.610</b>	<b>194</b>	
5	2:14.253	36.465	86	57.024	53	40.764	186		11	<b>1:32.118</b>	24.182	209	<b>40.280</b>	<b>173</b>	27.656	194	
6	1:34.026	24.683	212	41.462	161	27.881	<b>200</b>		12	1:50.226	<b>23.691</b>	<b>212</b>	40.807	170	45.728		

### 97 Fernandez Wahbeh, ITA

theoretical besttime: 1:30.967

1	1:45.356	32.794	212	43.607	158	28.955	190		10	1:31.726	23.729	216	40.464	170	27.533	196	
2	1:34.577	24.481	<b>218</b>	42.163	157	27.933	196		11	1:34.364	24.815	207	41.827	159	27.722	197	
3	1:35.679	<b>23.684</b>	217	41.750	162	30.245	121		12	1:32.335	24.497	212	40.450	165	27.388	198	
4	2:25.219	32.737	149	1:06.431	103	46.051	127		13	<b>1:31.455</b>	24.172	213	<b>40.231</b>	<b>171</b>	<b>27.052</b>	<b>196</b>	
5	2:15.884	35.372	129	58.477	50	42.035	195		14	1:31.606	23.773	216	40.285	168	27.548	199	
6	1:33.066	24.118	214	40.966	162	27.982	197		15	1:32.123	23.969	213	40.620	166	27.534	197	
7	1:35.050	24.496	211	42.670	163	27.884	197		16	1:32.285	23.688	212	40.534	169	28.063	181	
8	1:33.349	23.855	217	41.739	162	27.755	195		17	2:09.556	25.644	159	1:01.577	110	42.335	112	
9	1:32.529	24.050	214	41.105	168	27.374	197		18	2:06.033	35.213	161	53.105	93	37.715	195	

### 98 Piro, DEU

theoretical besttime: 1:31.413

1	1:44.952	33.228	207	42.925	155	28.799	193		8	1:32.695	<b>23.883</b>	<b>217</b>	41.272	167	27.540	195	
2	1:35.674	24.723	215	42.112	157	28.839	193		9	1:31.833	23.927	213	40.403	166	27.503	194	
3	1:35.243	24.241	209	40.958	160	30.044	127		10	1:32.803	24.035	213	40.438	166	28.330	193	
4	2:25.443	33.569	141	1:06.037	105	45.837	122		11	1:33.303	24.269	202	41.495	167	27.539	194	
5	2:15.901	36.556	88	57.758	55	41.587	192		12	1:32.219	24.353	207	40.505	168	<b>27.361</b>	<b>194</b>	
6	1:33.316	24.246	213	41.129	164	27.941	191		13	<b>1:31.798</b>	24.114	210	<b>40.169</b>	<b>168</b>	27.515	193	
7	1:33.885	24.314	213	41.715	165	27.856	194		14	1:35.144	24.017	210	40.767	178	30.360	193	

### 99 Weerts, BEL

theoretical besttime: 1:31.717

1	1:43.515	31.535	209	42.982	158	28.998	192		10	<b>1:31.943</b>	23.964	212	<b>40.281</b>	<b>170</b>	27.698	196	
2	1:34.868	25.237	207	41.755	163	27.876	195		11	1:34.537	24.890	207	41.837	162	27.810	193	
3	1:34.094	24.133	212	40.747	163	29.214	154		12	1:34.240	24.644	211	41.607	158	27.989	193	
4	2:26.152	32.985	137	1:07.247	115	45.920	116		13	1:32.237	24.194	210	40.314	172	27.729	193	
5	2:16.959	35.096	124	58.691	48	43.172	194		14	1:37.112	24.151	210	40.535	167	32.426		
6	1:33.722	24.205	212	41.532	157	27.985	195		15	2:17.339	1:08.840	203	40.771	169	27.728	193	





# ADAC Formel 4

## Sector List Race 3

Provisional

Reg. Nr.: AMF-CR 12/2017

Sunday, June 11, 2017 16:30:00



Red Bull Ring, Length: 4318m

Air temperature: 28.48°C

Track temperature: 32.83°C

Weather condition: Dry

Lap	Time	SE1	SP1	SE2	SP2	SE3	SP3	TSP	Lap	Time	SE1	SP1	SE2	SP2	SE3	SP3	TSP
7	1:34.821	24.611	<b>215</b>	42.305	165	27.905	194		16	1:38.182	24.337	206	43.569	150	30.276	173	
8	1:33.699	24.153	213	41.910	167	27.636	<b>196</b>		17	1:33.744	25.379	204	40.570	167	27.795	181	
9	1:32.433	<b>23.893</b>	215	40.997	168	<b>27.543</b>	196		18	1:45.453	24.850	209	44.241	122	36.362	196	