



# ADAC Formel 4

## Result List Race 2

Provisional

Reg. Nr.: AMF-CR 12/2017

Sunday, June 11, 2017 10:05:00



Red Bull Ring, Length: 4318m

Air temperature: 22.66°C

Track temperature: 38.59°C

Weather condition: Dry

started : 29

classified : 20

not classified : 9

Nr.	Drivers	Team	Laps	Total Time	Gap	Kph	Lap	Time	Kph
Cl.	Car	Competitor							
1	1 F. Drugovich(ITA) ADAC Formel 4 powered by Abarth	(T) Van Amersfoort Racing(NLD) Van Amersfoort Racing	18	30:41.134		151.4	14	1:30.444	171.8
2	68 J. Correa(ITA) ADAC Formel 4 powered by Abarth	Prema Powerteam SRL(ITA) Prema Powerteam SRL	18	30:42.558	1.424	151.4	13	1:30.441	171.8
3	9 M. Armstrong(ITA) ADAC Formel 4 powered by Abarth	(T) Prema Powerteam SRL(ITA) Prema Powerteam SRL	18	30:44.832	3.698	151.2	14	1:30.507	171.7
4	33 J. Aberdein(DEU) ADAC Formel 4 powered by Abarth	(T) Motopark(DEU) Motopark	18	30:45.245	4.111	151.3	14	1:30.581	171.6
5	44 J. Vips(ITA) ADAC Formel 4 powered by Abarth	(T) Prema Powerteam SRL(ITA) Prema Powerteam SRL	18	30:45.767	4.633	151.3	14	1:30.206	172.3
6	81 M. Waldherr(DEU) ADAC Formel 4 powered by Abarth	(T) Neuhauser Racing Team(AUT) Neuhauser Racing Team	18	30:46.051	4.917	151.2	13	1:30.297	172.1
7	83 K. Moreira-Laliberte(CHE) ADAC Formel 4 powered by Abarth	(T) Van Amersfoort Racing(NLD) Van Amersfoort Racing	18	30:46.787	5.653	151.2	13	1:30.429	171.9
8	27 N. Nielsen(DNK) ADAC Formel 4 powered by Abarth	(T) US Racing(DEU) US Racing	18	30:47.543	6.409	151.0	15	1:30.424	171.9
9	13 F. Scherer(CHE) ADAC Formel 4 powered by Abarth	US Racing(DEU) US Racing	18	30:47.912	6.778	151.1	14	1:30.109	172.5
10	18 J. Hanes(DEU) ADAC Formel 4 powered by Abarth	(T) US Racing(DEU) US Racing	18	30:48.300	7.166	151.2	16	1:30.355	172.0
11	96 L. Colombo(ITA) ADAC Formel 4 powered by Abarth	Bhaitech Racing(ITA) Bhaitech Racing	18	30:49.640	8.506	151.0	16	1:30.672	171.4
12	97 S. Fernandez Wahbeh(ITA) ADAC Formel 4 powered by Abarth	Bhaitech Racing(ITA) Bhaitech Racing	18	30:50.195	9.061	151.0	16	1:30.561	171.6
13	2 F. Vesti(DNK) ADAC Formel 4 powered by Abarth	Van Amersfoort Racing(NLD) Van Amersfoort Racing	18	30:50.545	9.411	151.0	16	1:30.397	171.9
14	28 K. Schramm(DEU) ADAC Formel 4 powered by Abarth	US Racing(DEU) US Racing	18	30:52.259	11.125	150.9	17	1:30.618	171.5
15	98 C. Piro(DEU) ADAC Formel 4 powered by Abarth	(T) Team Piro Sports Interdental(DEU) Team Piro Sports Interdental	18	30:56.195	15.061	150.8	16	1:30.629	171.5
16	7 O. Söderström(SWE) ADAC Formel 4 powered by Abarth	ADAC Berlin-Brandenburg e.V.(DEU) ADAC Berlin-Brandenburg e.V.	18	30:56.596	15.462	150.6	17	1:30.798	171.2
17	3 L. Gachot(GBR) ADAC Formel 4 powered by Abarth	Van Amersfoort Racing(NLD) Van Amersfoort Racing	18	30:58.448	17.314	150.4	16	1:31.157	170.5
18	26 L. Heinrich(DEU) R ADAC Formel 4 powered by Abarth	(T) Laurin Heinrich(DEU) Laurin Heinrich	18	31:00.344	19.210	150.4	13	1:31.461	169.9
19	10 R. Wagner(DEU) R ADAC Formel 4 powered by Abarth	Lechner Racing(AUT) Lechner Racing	18	31:06.450	25.316	150.0	15	1:31.841	169.2
20	15 K. Maini(CHE) ADAC Formel 4 powered by Abarth	Jenzer Motorsport(CHE) Jenzer Motorsport	18	31:20.280	39.146	148.7	16	1:31.001	170.8
<b>Not classified</b>									
4	S. Flörsch(DEU) ADAC Formel 4 powered by Abarth	(T) ADAC Berlin-Brandenburg e.V.(DEU) ADAC Berlin-Brandenburg e.V.	15	26:35.535	3 LAP	145.9	14	1:31.650	169.6
6	T. Beckhäuser(CZE) R ADAC Formel 4 powered by Abarth	ADAC Berlin-Brandenburg e.V.(DEU) ADAC Berlin-Brandenburg e.V.	15	31:19.995	3 LAP	124.8	15	1:33.253	166.6
5	L. Zendeli(DEU) ADAC Formel 4 powered by Abarth	(T) ADAC Berlin-Brandenburg e.V.(DEU) ADAC Berlin-Brandenburg e.V.	13	23:31.639	5 LAP	142.5	11	1:32.171	168.6
16	J. van Uitert(NLD) ADAC Formel 4 powered by Abarth	Jenzer Motorsport(CHE) Jenzer Motorsport	6	11:16.775	12 LAP	135.1	2	1:33.903	165.5
42	L. Hoogenboom(NLD) ADAC Formel 4 powered by Abarth	(T) Motopark(DEU) Motopark	6	11:25.520	12 LAP	132.7	2	1:34.892	163.8



# ADAC Formel 4

## Result List Race 2

Provisional

Reg. Nr.: AMF-CR 12/2017

Sunday, June 11, 2017 10:05:00



Red Bull Ring, Length: 4318m

Air temperature: 22.66°C

Track temperature: 38.59°C

Weather condition: Dry

started : 29      classified : 20      not classified : 9

Nr. Drivers	Team	Laps	Total Time	Gap	Kph	Lap	Time	Kph
Cl. Car	Competitor							
99 C.Weerts(BEL) R ADAC Formel 4 powered by Abarth	Motopark(DEU) Motopark	6	11:41.959	12 LAP	129.9	2	1:34.024	165.3
79 D.Malukas(LTU) ADAC Formel 4 powered by Abarth	Motopark(DEU) Motopark	5	9:30.491	13 LAP	133.2	2	1:34.201	165.0
80 A.Estner(DEU) ADAC Formel 4 powered by Abarth	(T) Neuhauser Racing Team(AUT) Neuhauser Racing Team	2	3:16.342	16 LAP	162.8	2	1:35.435	162.8
11 M.Wishofer(AUT) R ADAC Formel 4 powered by Abarth	(T) Lechner Racing(AUT) Lechner Racing	1	2:04.806	17 LAP				

Fastest lap of the race. Car 13 driver Fabio Scherer on lap 14. Time 1:30.109, average speed 172.5 km/h.

T = nominated for the team classification

<b>Subject to final scrutineering!</b>		
Publication time:	Clerk of the Course: Andreas Meklau	Timekeeper: Steffen Ruhl





# ADAC Formel 4

## Sector List Race 2

Provisional

Reg. Nr.: AMF-CR 12/2017

Sunday, June 11, 2017 10:05:00



Red Bull Ring, Length: 4318m

Air temperature: 22.66°C

Track temperature: 38.59°C

Weather condition: Dry

Lap	Time	SE1	SP1	SE2	SP2	SE3	SP3	TSP	Lap	Time	SE1	SP1	SE2	SP2	SE3	SP3	TSP
<b>1 Drugovich, ITA</b>									<b>theoretical besttime: 1:30.347</b>								
1	1:35.795	27.917	211	40.747	173	27.131	197		10	1:31.333	23.812	213	40.137	174	27.384	193	
2	1:31.419	23.826	211	40.425	175	27.168	197		11	1:30.837	23.865	212	39.965	174	27.007	199	
3	1:31.762	23.860	211	40.016	<b>177</b>	27.886	191		12	1:30.584	23.695	212	39.874	174	27.015	199	
4	2:27.078	32.664	84	1:10.878	100	43.536	148		13	1:30.564	23.659	212	39.869	174	27.036	197	
5	2:19.127	37.492	84	1:00.710	100	40.925	194		14	<b>1:30.444</b>	23.656	212	39.808	175	<b>26.980</b>	<b>198</b>	
6	1:31.190	23.894	211	40.171	174	27.125	192		15	1:30.826	23.777	212	40.068	173	26.981	198	
7	2:21.614	31.654	108	1:06.291	96	43.669	143		16	1:30.702	23.728	213	39.817	171	27.157	198	
8	2:15.560	33.320	140	1:01.609	93	40.631	196		17	1:30.508	23.750	212	<b>39.731</b>	<b>173</b>	27.027	198	
9	1:30.926	23.748	212	40.087	173	27.091	197		18	1:30.865	<b>23.636</b>	<b>212</b>	39.904	171	27.325	191	

<b>2 Vesti, DNK</b>									<b>theoretical besttime: 1:30.187</b>								
1	1:40.549	30.335	211	42.298	160	27.916	198		10	1:32.500	23.975	214	41.111	170	27.414	200	
2	1:33.989	24.226	217	41.852	160	27.911	197		11	1:31.303	23.721	217	40.331	171	27.251	199	
3	1:37.540	24.027	213	43.408	167	30.105	130		12	1:30.847	23.644	217	40.193	174	27.010	201	
4	2:26.837	28.495	100	1:11.548	113	46.794	100		13	1:31.082	23.486	217	40.300	174	27.296	200	
5	2:10.862	35.050	38	59.794	130	36.018	198		14	1:31.600	23.477	220	41.081	173	27.042	200	
6	1:35.916	23.925	218	42.184	170	29.807	150		15	1:30.862	23.684	215	40.026	174	27.152	197	
7	2:21.007	31.186	137	1:05.305	93	44.516	120		16	<b>1:30.397</b>	23.642	215	<b>39.796</b>	<b>174</b>	<b>26.959</b>	<b>200</b>	
8	2:10.865	33.299	130	1:00.143	114	37.423	198		17	1:30.754	<b>23.432</b>	<b>218</b>	40.027	172	27.295	199	
9	1:32.649	24.064	215	41.167	167	27.418	200		18	1:30.986	23.744	215	40.003	172	27.239	198	

<b>3 Gachot, GBR</b>									<b>theoretical besttime: 1:30.941</b>								
1	1:42.261	30.924	211	42.830	161	28.507	196		10	1:31.988	23.898	212	40.515	172	27.575	198	
2	1:34.167	24.109	213	41.952	163	28.106	197		11	1:32.979	23.784	216	41.856	171	27.339	197	
3	1:41.963	24.994	211	44.616	144	32.353	140		12	1:31.470	<b>23.720</b>	<b>215</b>	40.262	173	27.488	197	
4	2:27.627	30.575	92	1:09.818	111	47.234	146		13	1:31.423	23.871	212	40.347	171	27.205	198	
5	2:06.338	38.236	27	56.677	123	31.425	196		14	1:31.364	23.783	213	40.420	175	<b>27.161</b>	<b>198</b>	
6	1:39.320	24.305	<b>217</b>	42.752	146	32.263	126		15	1:31.333	23.794	216	40.321	171	27.218	199	
7	2:21.241	30.159	121	1:06.001	131	45.081	142		16	<b>1:31.157</b>	23.736	213	<b>40.060</b>	<b>175</b>	27.361	198	
8	2:06.916	34.096	132	57.084	117	35.736	195		17	1:31.801	23.808	215	40.327	173	27.666	194	
9	1:33.591	24.180	214	41.329	161	28.082	197		18	1:31.509	23.827	210	40.192	171	27.490	191	

<b>4 Flörsch, DEU</b>									<b>theoretical besttime: 1:31.588</b>								
1	1:44.346	32.531	213	43.276	152	28.539	195		9	1:33.167	24.032	218	41.589	163	27.546	197	
2	1:34.632	24.558	217	41.643	161	28.431	191		10	1:32.738	<b>23.807</b>	<b>215</b>	41.093	160	27.838	197	
3	1:37.659	24.634	214	41.495	162	31.530	147		11	1:31.937	23.939	213	40.588	164	27.410	196	
4	2:26.878	29.531	97	1:10.452	94	46.895	98		12	1:31.753	23.819	217	<b>40.462</b>	<b>168</b>	27.472	196	
5	2:08.082	37.546	36	57.845	113	32.691	196		13	1:32.047	24.022	210	40.663	167	27.362	196	
6	1:38.160	24.143	<b>219</b>	42.809	159	31.208	154		14	<b>1:31.650</b>	23.836	213	40.495	168	<b>27.319</b>	<b>196</b>	
7	2:21.309	30.130	114	1:05.421	115	45.758	122		15	1:43.262	23.982	213	43.268	167	36.012		
8	2:07.915	34.084	130	57.491	126	36.340	196										

<b>5 Zendeli, DEU</b>									<b>theoretical besttime: 1:31.636</b>								
1	1:42.841	31.033	209	43.343	154	28.465	197		8	2:09.068	34.144	147	58.219	110	36.705	196	
2	1:34.649	24.221	<b>217</b>	41.688	150	28.740	194		9	1:35.942	24.685	210	42.749	156	28.508	197	
3	1:35.256	24.118	209	41.216	165	29.922	142		10	1:32.496	24.515	211	40.642	168	<b>27.339</b>	<b>196</b>	
4	2:26.760	28.788	114	1:11.400	121	46.572	95		11	<b>1:32.171</b>	23.929	213	40.819	159	27.423	198	
5	2:10.670	35.233	37	59.677	122	35.760	194		12	1:34.136	<b>23.789</b>	<b>214</b>	<b>40.508</b>	<b>166</b>	29.839	196	
6	1:37.608	24.284	214	42.661	161	30.663	161		13	1:38.725	24.473	210	41.211	163	33.041		
7	2:21.317	30.786	103	1:04.967	111	45.564	120										

<b>6 Beckhäuser, CZE</b>									<b>theoretical besttime: 1:33.135</b>								
1	2:17.359	34.197	207	54.644	113	48.518			9	1:33.590	24.542	207	41.116	154	27.932	194	
2	7:15.981	5:48.588	26	55.956	132	31.437	192		10	1:33.583	24.550	208	41.126	153	27.907	194	
3	1:38.844	24.838	209	42.217	142	31.789	123		11	1:34.747	24.641	207	40.892	154	29.214	188	
4	2:21.854	30.377	118	1:06.342	136	45.135	144		12	1:34.184	24.906	207	40.954	154	28.324	193	
5	2:06.368	33.851	141	56.676	123	35.841	193		13	1:34.181	24.822	208	40.998	155	28.361	192	
6	1:34.447	24.599	<b>211</b>	41.367	154	28.481	<b>194</b>		14	1:33.531	24.647	207	<b>40.789</b>	<b>153</b>	28.095	194	
7	1:34.593	<b>24.521</b>	204	41.610	161	28.462	194		15	<b>1:33.253</b>	24.626	207	40.802	162	<b>27.825</b>	<b>194</b>	
8	1:33.480	24.544	211	40.850	152	28.086	194										



# ADAC Formel 4

## Sector List Race 2

Provisional

Reg. Nr.: AMF-CR 12/2017

Sunday, June 11, 2017 10:05:00



Red Bull Ring, Length: 4318m

Air temperature: 22.66°C

Track temperature: 38.59°C

Weather condition: Dry

Lap	Time	SE1	SP1	SE2	SP2	SE3	SP3	TSP	Lap	Time	SE1	SP1	SE2	SP2	SE3	SP3	TSP
<b>7 Söderström, SWE</b>									<b>theoretical besttime: 1:30.798</b>								
1	1:42.566	31.284	212	42.742	152	28.540	196		10	1:32.781	23.807	217	41.363	161	27.611	196	
2	1:35.918	24.059	216	41.889	154	29.970	194		11	1:31.843	24.054	212	40.441	166	27.348	196	
3	1:37.371	24.512	216	41.677	156	31.182	147		12	1:31.407	23.851	212	40.123	168	27.433	196	
4	2:27.226	29.877	94	1:10.335	91	47.014	98		13	1:31.524	23.878	211	40.282	164	27.364	194	
5	2:08.272	36.877	37	58.230	127	33.165	197		14	1:31.286	23.849	211	40.138	167	27.299	195	
6	1:37.476	24.337	214	41.950	158	31.189	154		15	1:31.261	23.777	212	40.156	168	27.328	194	
7	2:21.213	30.325	99	1:04.995	118	45.893	116		16	1:31.083	23.858	212	39.961	169	27.264	196	
8	2:08.451	34.262	148	57.639	115	36.550	197		17	<b>1:30.798</b>	<b>23.751</b>	<b>213</b>	<b>39.889</b>	<b>168</b>	<b>27.158</b>	<b>196</b>	
9	1:32.947	24.218	213	41.166	156	27.563	<b>198</b>		18	1:33.173	23.785	211	41.857	162	27.531	196	

<b>9 Armstrong, ITA</b>									<b>theoretical besttime: 1:30.342</b>								
1	1:37.388	27.405	208	42.493	168	27.490	194		10	1:30.773	23.692	213	40.062	177	27.019	197	
2	1:31.454	24.057	210	40.109	176	27.288	196		11	1:30.717	23.786	213	39.897	175	27.034	198	
3	1:32.027	24.075	209	40.097	174	27.855	190		12	1:30.699	23.704	214	39.991	178	27.004	197	
4	2:26.005	31.389	92	1:10.798	109	43.818	142		13	1:30.519	23.603	214	39.905	177	27.011	198	
5	2:18.807	37.292	89	1:00.553	118	40.962	194		14	<b>1:30.507</b>	23.717	213	<b>39.762</b>	<b>177</b>	<b>27.028</b>	<b>197</b>	
6	1:31.518	24.001	211	40.317	174	27.200	193		15	1:31.271	<b>23.594</b>	<b>217</b>	40.430	172	27.247	197	
7	2:21.748	31.417	104	1:06.277	102	44.054	144		16	1:32.409	23.958	211	40.796	168	27.655	197	
8	2:15.199	33.201	146	1:01.101	95	40.897	196		17	1:30.609	23.750	211	39.873	174	<b>26.986</b>	<b>197</b>	
9	1:32.247	23.967	211	40.990	169	27.290	<b>198</b>		18	1:30.935	23.777	211	40.037	175	27.121	196	

<b>10 Wagner, DEU</b>									<b>theoretical besttime: 1:31.614</b>								
1	1:44.861	34.578	210	41.505	157	28.778	192		10	1:33.969	25.166	211	41.054	167	27.749	195	
2	1:34.945	24.393	216	42.598	156	27.954	195		11	1:32.084	24.242	211	40.228	167	27.614	196	
3	1:37.837	24.098	<b>218</b>	41.782	157	31.957	140		12	1:32.482	24.078	212	40.439	167	27.965	196	
4	2:26.578	30.338	95	1:09.549	104	46.691	108		13	1:31.866	<b>23.896</b>	<b>212</b>	40.473	167	<b>27.497</b>	<b>195</b>	
5	2:07.949	38.827	31	56.670	136	32.452	195		14	1:32.186	24.071	209	40.471	167	27.644	192	
6	1:38.902	24.268	214	42.554	152	32.080	132		15	<b>1:31.841</b>	23.964	210	<b>40.221</b>	<b>169</b>	27.656	194	
7	2:20.968	30.057	123	1:05.753	124	45.158	119		16	1:32.548	24.057	211	40.845	163	27.646	194	
8	2:07.540	34.065	123	57.251	119	36.224	195		17	1:32.956	23.922	211	41.071	167	27.963	193	
9	1:34.370	24.422	214	41.342	159	28.606	<b>196</b>		18	1:32.568	24.435	210	40.438	163	27.695	194	

<b>11 Wishofer, AUT</b>									<b>theoretical besttime:</b>								
1	2:04.806	48.671	<b>201</b>	<b>42.778</b>	<b>159</b>	33.357											

<b>13 Scherer, CHE</b>									<b>theoretical besttime: 1:30.058</b>								
1	1:39.751	29.164	214	42.372	165	28.215	194		10	1:31.724	24.278	214	40.139	177	27.307	190	
2	1:34.350	24.748	209	41.943	169	27.659	194		11	1:31.113	23.990	213	39.936	178	27.187	193	
3	1:32.716	23.877	214	40.061	178	28.778	169		12	1:30.547	23.834	216	39.731	175	26.982	197	
4	2:25.095	29.634	69	1:10.837	116	44.624	152		13	1:30.582	23.545	217	39.958	177	27.079	196	
5	2:15.699	36.888	58	1:00.601	114	38.210	197		14	<b>1:30.109</b>	<b>23.519</b>	<b>217</b>	39.611	179	26.979	194	
6	1:35.133	24.413	209	41.589	170	29.131	159		15	1:30.469	23.696	214	39.813	177	<b>26.960</b>	<b>196</b>	
7	2:20.514	30.312	124	1:06.094	111	44.108	120		16	1:30.840	23.634	216	<b>39.579</b>	<b>172</b>	27.627	196	
8	2:12.804	33.452	146	1:01.280	117	38.072	<b>197</b>		17	1:32.344	24.139	213	39.930	172	28.275	195	
9	1:33.239	24.133	<b>218</b>	41.362	167	27.744	194		18	1:30.883	23.585	217	40.022	171	27.276	196	

<b>15 Maini, CHE</b>									<b>theoretical besttime: 1:30.719</b>								
1	1:43.385	31.327	214	43.284	162	28.774	192		10	1:37.815	<b>23.728</b>	<b>215</b>	40.943	171	33.144		
2	1:33.687	23.858	<b>218</b>	41.306	159	28.523	195		11	1:49.439	41.171	204	40.746	172	27.522	191	
3	1:36.308	24.407	213	41.578	165	30.323	151		12	1:31.887	24.185	209	40.494	174	27.208	195	
4	2:27.573	30.198	94	1:10.324	103	47.051	97		13	1:31.590	24.104	207	40.361	173	27.125	196	
5	2:09.335	35.021	48	59.750	123	34.564	<b>198</b>		14	1:33.099	24.002	208	41.806	172	27.291	193	
6	1:36.455	24.081	216	42.133	167	30.241	163		15	1:31.229	24.068	208	40.146	174	<b>27.015</b>	<b>196</b>	
7	2:21.328	31.222	116	1:05.127	112	44.979	123		16	<b>1:31.001</b>	23.987	210	<b>39.976</b>	<b>175</b>	27.038	196	
8	2:09.752	33.624	162	59.160	114	36.968	197		17	1:31.135	23.892	209	40.114	177	27.129	197	
9	1:33.231	23.930	215	41.817	166	27.484	197		18	1:32.031	23.948	210	40.350	163	27.733	196	



# ADAC Formel 4

## Sector List Race 2

Provisional

Reg. Nr.: AMF-CR 12/2017

Sunday, June 11, 2017 10:05:00



Red Bull Ring, Length: 4318m

Air temperature: 22.66°C

Track temperature: 38.59°C

Weather condition: Dry

Lap	Time	SE1	SP1	SE2	SP2	SE3	SP3	TSP	Lap	Time	SE1	SP1	SE2	SP2	SE3	SP3	TSP
<b>16</b>	van Uiter, NLD	<b>theoretical besttime: 1:33.329</b>															
1	1:41.871	30.895	215	42.601	154	28.375	198		4	2:26.504	28.616	82	1:11.804	110	46.084	127	
2	<b>1:33.903</b>	24.382	<b>217</b>	<b>41.346</b>	<b>163</b>	<b>28.175</b>	196		5	2:12.403	34.792	54	1:00.969	131	36.642	198	
3	1:33.678	<b>23.808</b>	215	40.740	164	29.130	173		6	1:48.416	23.946	216	46.679	133	37.791		

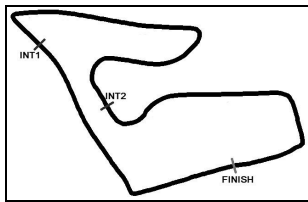
<b>18</b>	Hanses, DEU	<b>theoretical besttime: 1:30.127</b>															
1	1:41.008	30.701	210	42.446	163	27.861	198		10	1:32.396	24.211	207	40.857	165	27.328	198	
2	1:34.632	25.166	214	41.217	161	28.249	195		11	1:31.175	23.602	218	40.352	170	27.221	199	
3	1:35.611	24.314	213	40.930	156	30.367	143		12	1:31.059	23.665	217	40.088	169	27.306	199	
4	2:26.057	27.968	87	1:11.591	105	46.498	115		13	1:30.619	<b>23.497</b>	<b>215</b>	40.121	172	27.001	198	
5	2:11.840	34.770	47	1:00.698	129	36.372	197		14	1:30.583	23.671	213	39.760	173	27.152	196	
6	1:34.072	23.747	215	41.445	167	28.880	156		15	1:30.802	23.723	214	40.006	173	27.073	197	
7	2:20.632	30.355	133	1:06.051	108	44.226	115		16	<b>1:30.355</b>	23.725	214	<b>39.751</b>	<b>171</b>	<b>26.879</b>	<b>200</b>	
8	2:12.486	33.427	129	1:01.278	107	37.781	198		17	1:30.802	23.611	214	39.754	172	27.437	198	
9	1:33.137	24.088	<b>220</b>	41.312	157	27.737	199		18	1:31.034	23.706	217	40.056	163	27.272	198	

<b>26</b>	Heinrich, DEU	<b>theoretical besttime: 1:31.289</b>															
1	1:44.032	32.059	215	43.496	154	28.477	198		10	1:32.657	<b>23.791</b>	<b>216</b>	41.258	159	27.608	198	
2	1:34.234	24.757	214	41.071	159	28.406	192		11	1:32.070	23.881	213	40.737	167	27.452	197	
3	1:36.535	24.733	211	41.143	168	30.659	159		12	1:31.552	23.890	215	40.304	167	<b>27.358</b>	<b>198</b>	
4	2:27.522	30.280	87	1:10.196	105	47.046	103		13	<b>1:31.461</b>	23.800	214	40.270	168	27.391	197	
5	2:08.734	36.642	41	58.263	118	33.829	198		14	1:31.562	23.843	214	40.333	168	27.386	197	
6	1:38.349	24.260	211	43.021	166	31.068	146		15	1:32.190	23.846	213	40.686	162	27.658	197	
7	2:20.989	30.259	104	1:05.090	118	45.640	118		16	1:31.542	23.915	213	<b>40.140</b>	<b>168</b>	27.487	198	
8	2:08.243	34.432	130	57.443	122	36.368	197		17	1:32.374	23.890	211	40.265	168	28.219	196	
9	1:33.096	24.128	214	41.402	163	27.566	197		18	1:33.202	23.963	214	41.414	164	27.825	195	

<b>27</b>	Nielsen, DNK	<b>theoretical besttime: 1:30.196</b>															
1	1:37.932	28.056	213	41.994	162	27.882	194		10	1:30.892	23.744	214	39.974	171	27.174	197	
2	1:31.445	23.857	213	40.270	171	27.318	194		11	1:30.729	23.809	213	39.847	172	27.073	197	
3	1:32.085	23.885	213	40.104	<b>173</b>	28.096	180		12	1:32.268	25.350	210	39.884	171	27.034	197	
4	2:26.335	31.495	87	1:10.719	117	44.121	138		13	1:30.472	23.696	214	39.813	172	<b>26.963</b>	<b>196</b>	
5	2:18.306	37.356	75	1:00.035	116	40.915	193		14	1:31.259	23.707	213	40.519	170	27.033	197	
6	1:33.681	24.913	210	41.026	165	27.742	170		15	<b>1:30.424</b>	23.644	215	<b>39.655</b>	<b>170</b>	27.125	197	
7	2:21.306	31.009	134	1:05.636	111	44.661	133		16	1:30.679	<b>23.578</b>	<b>215</b>	39.785	173	27.316	197	
8	2:14.168	33.217	138	1:00.330	108	40.621	195		17	1:31.728	23.819	212	40.327	168	27.582	195	
9	1:33.015	24.576	211	41.036	167	27.403	196		18	1:30.819	23.693	213	39.906	171	27.220	196	

<b>28</b>	Schramm, DEU	<b>theoretical besttime: 1:30.339</b>															
1	1:41.569	30.769	211	42.579	156	28.221	197		10	1:33.009	23.611	217	41.945	167	27.453	196	
2	1:34.472	24.605	213	41.658	160	28.209	196		11	1:30.932	23.842	213	39.952	170	27.138	198	
3	1:35.701	24.005	216	41.075	159	30.621	135		12	1:30.814	<b>23.508</b>	<b>216</b>	40.138	171	27.168	198	
4	2:26.227	28.256	96	1:11.287	102	46.684	114		13	1:30.865	23.660	213	39.976	170	27.229	198	
5	2:11.662	34.982	40	1:00.398	133	36.282	196		14	1:32.342	23.663	215	40.767	167	27.912	190	
6	1:34.480	23.941	214	41.474	166	29.065	148		15	1:31.448	23.953	212	40.132	173	27.363	196	
7	2:21.118	30.899	138	1:05.699	101	44.520	120		16	1:30.639	23.808	212	<b>39.799</b>	<b>173</b>	<b>27.032</b>	<b>197</b>	
8	2:11.784	33.290	116	1:00.885	104	37.609	197		17	<b>1:30.618</b>	23.657	213	39.844	174	27.117	196	
9	1:33.745	24.638	212	41.485	164	27.622	198		18	1:30.834	23.741	212	40.040	173	27.053	197	

<b>33</b>	Aberdein, DEU	<b>theoretical besttime: 1:30.362</b>															
1	1:38.888	27.390	211	43.107	158	28.391	193		10	1:30.775	23.695	217	39.992	173	27.088	200	
2	1:32.012	23.869	215	40.959	175	27.184	198		11	1:30.760	23.563	218	40.157	174	27.040	200	
3	1:32.914	23.780	216	40.026	174	29.108	187		12	1:30.636	23.608	217	39.920	174	27.108	199	
4	2:25.499	30.491	79	1:10.606	121	44.402	134		13	1:30.871	23.615	216	40.196	177	27.060	198	
5	2:17.434	37.095	71	1:00.267	120	40.072	195		14	<b>1:30.581</b>	23.582	216	40.004	176	<b>26.995</b>	<b>199</b>	
6	1:32.216	24.148	212	40.858	171	27.210	187		15	1:30.692	23.622	215	39.935	173	27.135	201	
7	2:21.224	31.212	126	1:05.794	109	44.218	134		16	1:32.551	23.656	212	40.972	158	27.923	198	
8	2:14.644	33.515	139	1:00.487	104	40.642	198		17	1:30.655	23.699	216	<b>39.809</b>	<b>173</b>	27.147	199	
9	1:32.005	23.821	217	40.725	168	27.459	197		18	1:30.888	<b>23.558</b>	<b>216</b>	40.061	171	27.269	198	



# ADAC Formel 4

## Sector List Race 2



Provisional

Reg. Nr.: AMF-CR 12/2017



Red Bull Ring, Length: 4318m

Air temperature: 22.66°C

Track temperature: 38.59°C

Weather condition: Dry

Sunday, June 11, 2017 10:05:00

Lap	Time	SE1	SP1	SE2	SP2	SE3	SP3	TSP	Lap	Time	SE1	SP1	SE2	SP2	SE3	SP3	TSP
<b>42</b>	Hoogenboom, NLD								<b>theoretical besttime: 1:33.773</b>								
1	1:40.064	30.194	210	<b>41.778</b>	155	28.092	198		4	2:25.364	28.662	76	1:11.045	117	45.657	144	
2	<b>1:34.892</b>	24.570	<b>216</b>	42.302	<b>157</b>	<b>28.020</b>	196		5	2:14.084	36.005	56	1:00.139	112	37.940	200	
3	1:33.299	<b>23.975</b>	215	40.639	165	28.685	173		6	1:57.817	24.671	212	51.512	116	41.634		

<b>44</b>	Vips, ITA								<b>theoretical besttime: 1:30.116</b>							
1	1:39.499	28.212	217	43.074	163	28.213	196		10	1:30.696	23.649	214	40.035	173	27.012	199
2	1:34.110	24.954	207	41.722	171	27.434	196		11	1:30.764	23.559	216	40.145	173	27.060	198
3	1:32.458	23.733	213	40.035	173	28.690	169		12	1:31.058	<b>23.523</b>	<b>214</b>	40.562	176	26.973	198
4	2:25.040	29.894	68	1:10.842	118	44.304	136		13	1:30.431	23.649	213	39.895	175	<b>26.887</b>	<b>198</b>
5	2:16.124	36.921	61	1:00.635	125	38.568	198		14	<b>1:30.206</b>	23.570	213	<b>39.706</b>	<b>177</b>	26.930	199
6	1:34.053	24.573	208	41.186	166	28.294	174		15	1:30.638	23.548	215	40.069	177	27.021	200
7	2:20.917	30.771	144	1:05.746	121	44.400	116		16	1:32.271	23.535	217	41.054	169	27.682	199
8	2:13.374	33.317	131	1:00.313	117	39.744	197		17	1:31.007	23.819	215	40.165	177	27.023	198
9	1:32.233	24.248	210	40.676	169	27.309	197		18	1:30.888	23.634	213	39.997	173	27.257	197

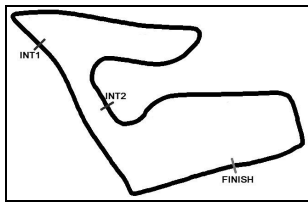
<b>68</b>	Correa, ITA								<b>theoretical besttime: 1:30.412</b>							
1	1:38.188	28.142	213	42.143	166	27.903	196		10	1:30.767	23.733	213	40.016	177	27.018	197
2	1:31.897	24.085	213	40.422	177	27.390	197		11	1:30.763	23.730	213	39.871	178	27.162	198
3	1:31.832	23.862	211	40.109	175	27.861	182		12	1:30.626	23.663	212	39.942	175	27.021	199
4	2:26.667	31.430	90	1:10.908	100	44.329	133		13	<b>1:30.441</b>	23.667	212	<b>39.755</b>	<b>179</b>	27.019	198
5	2:17.684	37.141	73	1:00.136	110	40.407	198		14	1:30.688	<b>23.640</b>	<b>213</b>	40.010	176	27.038	198
6	1:31.719	24.330	209	40.103	178	27.286	192		15	1:31.208	23.730	212	40.449	175	27.029	199
7	2:21.709	31.420	119	1:05.919	98	44.370	135		16	1:30.740	23.772	212	39.951	178	<b>27.017</b>	<b>198</b>
8	2:14.745	33.191	150	1:00.790	102	40.764	197		17	1:30.688	23.704	212	39.965	175	27.019	197
9	1:31.380	23.809	<b>217</b>	40.447	177	27.124	198		18	1:30.816	23.732	210	40.016	174	27.068	197

<b>79</b>	Malukas, LTU								<b>theoretical besttime: 1:33.878</b>							
1	1:43.771	31.259	<b>214</b>	43.608	163	28.904	192		4	2:27.524	30.321	92	1:10.203	108	47.000	101
2	<b>1:34.201</b>	24.578	211	<b>41.318</b>	<b>169</b>	<b>28.305</b>	193		5	2:09.224	36.405	49	58.314	119	34.505	199
3	1:35.771	24.508	213	40.852	164	30.411	155		6		<b>24.255</b>	<b>214</b>				

<b>80</b>	Estner, DEU								<b>theoretical besttime: 1:34.862</b>							
1	1:40.907	30.599	206	42.298	<b>162</b>	<b>28.010</b>	<b>194</b>		3		<b>25.126</b>	<b>211</b>				
2	<b>1:35.435</b>	25.376	<b>214</b>	<b>41.726</b>	156	28.333	194									

<b>81</b>	Waldherr, DEU								<b>theoretical besttime: 1:30.157</b>							
1	1:39.292	28.879	213	42.155	161	28.258	193		10	1:30.678	23.600	216	39.983	172	27.095	200
2	1:32.665	24.546	211	40.497	171	27.622	196		11	1:30.715	<b>23.510</b>	<b>219</b>	40.140	168	27.065	201
3	1:33.149	24.026	211	40.311	174	28.812	177		12	1:30.743	23.639	213	40.077	172	27.027	198
4	2:24.663	29.879	79	1:10.733	118	44.051	137		13	<b>1:30.297</b>	23.578	214	<b>39.728</b>	<b>170</b>	26.991	200
5	2:17.182	37.188	67	1:00.582	110	39.412	196		14	1:30.557	23.636	214	39.933	171	26.988	198
6	1:35.010	24.907	214	41.450	164	28.653	173		15	1:30.635	23.731	212	39.985	172	<b>26.919</b>	<b>199</b>
7	2:20.698	30.644	125	1:05.752	120	44.302	117		16	1:31.652	23.605	213	40.336	168	27.711	199
8	2:13.306	33.425	142	1:00.654	115	39.227	195		17	1:31.158	23.679	218	40.362	169	27.117	197
9	1:32.915	24.002	216	41.379	166	27.534	199		18	1:30.736	23.599	215	39.805	168	27.332	199

<b>83</b>	Moreira-Laliberte, CHE								<b>theoretical besttime: 1:30.349</b>							
1	1:39.289	28.611	215	42.254	171	28.424	189		10	1:30.797	<b>23.559</b>	<b>217</b>	40.209	172	27.029	200
2	1:33.522	25.092	209	41.087	170	27.343	198		11	1:30.737	23.725	214	40.059	173	26.953	200
3	1:32.915	23.781	214	40.262	173	28.872	173		12	1:32.711	24.108	210	41.480	171	27.123	201
4	2:24.652	29.730	75	1:10.804	117	44.118	132		13	<b>1:30.429</b>	23.638	214	<b>39.917</b>	<b>173</b>	26.874	200
5	2:16.695	37.006	63	1:00.585	120	39.104	198		14	1:30.636	23.632	213	40.131	174	<b>26.873</b>	<b>200</b>
6	1:33.422	24.600	211	41.037	172	27.785	187		15	1:30.455	23.567	214	40.014	174	26.874	200
7	2:21.194	30.838	137	1:05.842	116	44.514	122		16	1:31.425	23.684	214	40.211	173	27.530	198
8	2:13.662	33.329	136	1:00.190	124	40.143	199		17	1:31.252	23.592	219	40.535	172	27.125	193
9	1:31.852	24.182	212	40.538	169	27.132	200		18	1:31.142	23.790	214	40.289	174	27.063	198



# ADAC Formel 4

## Sector List Race 2

Provisional

Reg. Nr.: AMF-CR 12/2017

Sunday, June 11, 2017 10:05:00



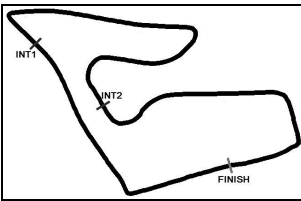
Red Bull Ring, Length: 4318m

Air temperature: 22.66°C

Track temperature: 38.59°C

Weather condition: Dry

Lap	Time	SE1	SP1	SE2	SP2	SE3	SP3	TSP	Lap	Time	SE1	SP1	SE2	SP2	SE3	SP3	TSP
<b>96 Colombo, ITA</b>									<b>theoretical besttime: 1:30.522</b>								
1	1:39.887	29.784	207	41.961	161	28.142	196		10	1:31.627	23.913	209	40.423	172	27.291	197	
2	1:35.429	24.645	216	42.261	161	28.523	193		11	1:31.086	23.793	213	40.096	171	27.197	200	
3	1:33.393	23.886	212	40.772	168	28.735	180		12	1:31.134	23.712	216	40.131	177	27.291	199	
4	2:25.633	28.877	79	1:11.213		45.543	148		13	1:31.650	23.842	213	40.450	171	27.358	195	
5	2:13.891	36.118	53	1:00.438	138	37.335	198		14	1:30.915	23.726	213	39.844	175	27.345	194	
6	1:35.576	24.604	<b>217</b>	41.746	170	29.226	139		15	1:31.054	23.801	212	40.035	175	27.218	194	
7	2:20.901	30.665	135	1:05.269		44.967	118		16	<b>1:30.672</b>	23.830	209	<b>39.744</b>	<b>177</b>	<b>27.098</b>	<b>199</b>	
8	2:11.935	33.132	133	1:01.098	103	37.705	194		17	1:30.701	<b>23.680</b>	<b>211</b>	39.818	177	27.203	198	
9	1:33.175	24.361	212	40.992	161	27.822	195		18	1:30.981	23.772	211	39.984	179	27.225	198	
<b>97 Fernandez Wahbeh, ITA</b>									<b>theoretical besttime: 1:30.468</b>								
1	1:40.405	30.428	212	41.808	160	28.169	196		10	1:32.439	23.884	215	40.994	167	27.561	197	
2	1:35.130	24.350	210	42.336	157	28.444	195		11	1:31.115	23.726	213	40.061	169	27.328	197	
3	1:35.428	23.977	212	41.075	165	30.376	140		12	1:30.872	23.637	215	40.157	168	27.078	199	
4	2:25.545	27.747	84	1:11.637	105	46.161	125		13	1:31.208	23.579	215	40.335	166	27.294	198	
5	2:12.225	34.909	49	1:00.797	122	36.519	196		14	1:31.518	23.673	213	40.794	169	27.051	197	
6	1:36.061	24.022	<b>215</b>	42.656	166	29.383	140		15	1:30.707	23.676	212	40.088	169	<b>26.943</b>	<b>198</b>	
7	2:21.114	30.715	119	1:05.789	111	44.610	121		16	<b>1:30.561</b>	23.547	215	<b>39.996</b>	<b>169</b>	27.018	197	
8	2:11.476	33.051	111	1:00.738	109	37.687	195		17	1:30.729	<b>23.529</b>	<b>215</b>	40.056	165	27.144	198	
9	1:32.670	24.270	211	40.784	164	27.616	198		18	1:30.992	23.738	213	40.005	166	27.249	197	
<b>98 Piro, DEU</b>									<b>theoretical besttime: 1:30.485</b>								
1	1:43.847	31.892	213	43.284	155	28.671	192		10	1:32.702	23.801	216	40.897	164	28.004	196	
2	1:35.160	24.957	212	41.423	164	28.780	188		11	1:32.620	24.029	211	41.248	170	27.343	196	
3	1:38.060	24.597	216	41.798	153	31.665	141		12	1:31.111	23.860	213	40.078	169	27.173	198	
4	2:26.679	29.941	100	1:10.050	92	46.688	105		13	1:31.155	<b>23.620</b>	<b>215</b>	40.260	170	27.275	197	
5	2:08.148	37.725	34	57.811	122	32.612	196		14	1:31.311	23.839	213	40.130	169	27.342	197	
6	1:38.473	23.915	216	42.989	159	31.569	152		15	1:31.012	23.683	216	40.069	169	27.260	197	
7	2:21.091	29.930	120	1:05.639	124	45.522	117		16	<b>1:30.629</b>	23.764	213	<b>39.778</b>	<b>169</b>	<b>27.087</b>	<b>198</b>	
8	2:07.783	34.120	134	57.519	118	36.144	195		17	1:30.765	23.640	215	40.004	169	27.121	197	
9	1:33.297	23.928	<b>219</b>	41.680	164	27.689	196		18	1:32.352	23.658	215	41.085	167	27.609	195	
<b>99 Weerts, BEL</b>									<b>theoretical besttime: 1:33.719</b>								
1	1:43.911	33.022	210	42.369	153	<b>28.520</b>	<b>196</b>		4	2:27.305	30.271	86	1:10.141	102	46.893	103	
2	<b>1:34.024</b>	24.431	<b>216</b>	<b>40.840</b>	<b>162</b>	28.753	188		5	2:09.233	36.556	44	58.420	108	34.257	193	
3	1:36.483	24.801	215	40.926	166	30.756	157		6	2:11.003	<b>24.359</b>	<b>213</b>	1:05.115	105	41.529		



# ADAC Formel 4

## Lap Chart Race 2

Provisional



Red Bull Ring, Length: 4318 m

Sunday, June 11, 2017 10:05:00

LapCha	1	2	3	4	5	6	7	8	9	10	11	12	13	14	15	16	17	18	19	20	21	22	23	24	25	26	27	28	29	30	31	32	33	34	35	36	37	38	39	40	41	42	43	44	45																		
LAP 1	1	9	27	68	33	83	81	44	13	96	42	97	2	80	18	28	16	3	7	5	15	79	98	99	26	4	10	.11	.6																																		
LAP 2	1	9	27	68	33	81	83	44	13	2	42	96	97	18	16	28	80	3	15	5	99	79	26	7	4	98	10	6'																																			
LAP 3	1	9	27	68	33	81	83	44	13	42	96	16	97	18	28	2	5	15	79	99	26	7	4	98	10	3	6'																																				
LAP 4	1	9	27	68	33	81	83	44	13	42	96	16	97	18	28	2	5	15	79	99	26	7	4	98	10	3	6'																																				
LAP 5	1	9	27	68	33	81	83	44	13	42	96	16	97	18	28	2	5	15	79	99	26	7	4	98	10	3	6'																																				
LAP 6	1	9	68	33	27	83	44	81	13	18	96	28	97	2	15	5	7	26	4	98	10	3	.16	.42	.99	6'																																					
LAP 7	1	9	68	33	27	83	44	81	13	18	96	28	97	2	15	5	7	26	4	98	10	3	6'																																								
LAP 8	1	9	68	33	27	83	44	81	13	18	96	28	97	2	15	5	7	26	4	98	10	3	6'																																								
LAP 9	1	68	9	33	83	44	27	81	13	18	96	97	2	28	15	7	26	4	98	3	10	5	6'																																								
LAP 10	1	68	9	33	83	44	27	81	13	96	18	97	2	28	7	26	4	98	3	5	10	.15	6'																																								
LAP 11	1	68	9	33	83	44	27	81	13	96	18	97	2	28	7	26	4	98	3	5	10	15	6'																																								
LAP 12	1	68	9	33	44	81	83	27	13	96	18	97	2	28	7	26	4	98	3	10	5	15	6'																																								
LAP 13	1	68	9	33	44	81	83	27	13	18	96	97	2	28	7	26	98	4	3	10	.5	15	6'																																								
LAP 14	1	68	9	33	44	81	83	13	27	18	96	97	2	28	7	26	98	4	3	10	15	6'																																									
LAP 15	1	68	9	33	44	81	83	13	27	18	96	97	2	28	7	98	26	3	10	.4	15	6'																																									
LAP 16	1	68	9	33	44	81	83	13	27	18	96	97	2	28	7	98	26	3	10	15																																											
LAP 17	1	68	9	33	44	81	83	27	13	18	96	97	2	28	7	98	3	26	10	15																																											
LAP 18	1	68	9	33	44	81	83	27	13	18	96	97	2	28	98	7	3	26	10	15																																											

.- PIT STOP ' - LAP BEHIND