



ADAC Formel 4

Result List Race 1

Provisional

Reg. Nr.: AMF-CR 12/2017

Saturday, June 10, 2017 17:35:00



Red Bull Ring, Length: 4318m

Air temperature: 26.02°C

Track temperature: 27.46°C

Weather condition: Dry

started : 31 classified : 22 not classified : 9

Nr.	Drivers	Team	Laps	Total Time	Gap	Kph	Lap	Time	Kph
Cl.	Car	Competitor							
1	9 M.Armstrong(ITA) ADAC Formel 4 powered by Abarth	(T) Prema Powerteam SRL(ITA) Prema Powerteam SRL	12	37:39.770		79.4	11	1:30.913	170.9
2	81 M.Waldherr(DEU) ADAC Formel 4 powered by Abarth	(T) Neuhauser Racing Team(AUT) Neuhauser Racing Team	12	37:41.530	1.760	80.2	12	1:31.176	170.4
3	27 N.Nielsen(DNK) ADAC Formel 4 powered by Abarth	(T) US Racing(DEU) US Racing	12	37:42.159	2.389	79.6	10	1:31.012	170.7
4	44 J.Vips(ITA) ADAC Formel 4 powered by Abarth	(T) Prema Powerteam SRL(ITA) Prema Powerteam SRL	12	37:42.602	2.832	79.4	12	1:31.102	170.6
5	83 K.Moreira-Laliberte(CHE) ADAC Formel 4 powered by Abarth	(T) Van Amersfoort Racing(NLD) Van Amersfoort Racing	12	37:42.932	3.162	80.0	11	1:30.802	171.1
6	96 L.Colombo(ITA) ADAC Formel 4 powered by Abarth	Bhaitech Racing(ITA) Bhaitech Racing	12	37:44.362	4.592	79.7	11	1:31.042	170.7
7	5 L.Zendeli(DEU) ADAC Formel 4 powered by Abarth	(T) ADAC Berlin-Brandenburg e.V.(DEU) ADAC Berlin-Brandenburg e.V.	12	37:46.824	7.054	140.6	11	1:31.292	170.2
8	28 K.Schramm(DEU) ADAC Formel 4 powered by Abarth	US Racing(DEU) US Racing	12	37:47.248	7.478	102.4	12	1:31.364	170.1
9	15 K.Maini(CHE) ADAC Formel 4 powered by Abarth	Jenzer Motorsport(CHE) Jenzer Motorsport	12	37:47.775	8.005	141.0	11	1:31.482	169.9
10	79 D.Malukas(LTU) ADAC Formel 4 powered by Abarth	Motopark(DEU) Motopark	12	37:50.024	10.254	80.2	11	1:31.764	169.3
11	68 J.Correa(ITA) ADAC Formel 4 powered by Abarth	Prema Powerteam SRL(ITA) Prema Powerteam SRL	12	37:51.858	12.088	79.1	12	1:31.962	169.0
12	16 J.van Uiter(NLD) ADAC Formel 4 powered by Abarth	Jenzer Motorsport(CHE) Jenzer Motorsport	12	37:52.217	12.447	79.7	12	1:31.648	169.6
13	18 J.Hanses(DEU) ADAC Formel 4 powered by Abarth	(T) US Racing(DEU) US Racing	12	37:52.512	12.742	79.3	12	1:31.507	169.8
14	33 J.Aberdein(DEU) ADAC Formel 4 powered by Abarth	(T) Motopark(DEU) Motopark	12	37:54.038	14.268	78.9	12	1:31.654	169.6
15	11 M.Wishofer(AUT) R ADAC Formel 4 powered by Abarth	(T) Lechner Racing(AUT) Lechner Racing	12	37:54.479	14.709	79.8	12	1:32.389	168.2
16	1 F.Drugovich(ITA) ADAC Formel 4 powered by Abarth	(T) Van Amersfoort Racing(NLD) Van Amersfoort Racing	12	37:54.777	15.007	79.0	12	1:32.318	168.3
17	99 C.Weerts(BEL) R ADAC Formel 4 powered by Abarth	Motopark(DEU) Motopark	12	37:55.395	15.625	79.8	12	1:32.393	168.2
18	80 A.Estner(DEU) ADAC Formel 4 powered by Abarth	(T) Neuhauser Racing Team(AUT) Neuhauser Racing Team	12	37:57.664	17.894	100.0	12	1:32.773	167.5
19	4 S.Flörsch(DEU) ADAC Formel 4 powered by Abarth	(T) ADAC Berlin-Brandenburg e.V.(DEU) ADAC Berlin-Brandenburg e.V.	12	37:58.574	18.804	140.4	10	1:33.494	166.2
20	25 D.Ghattas(DEU) R ADAC Formel 4 powered by Abarth	(T) Team Piro Sports Interdental(DEU) Team Piro Sports Interdental	12	38:01.612	21.842	139.6	11	1:33.492	166.2
21	10 R.Wagner(DEU) R ADAC Formel 4 powered by Abarth	Lechner Racing(AUT) Lechner Racing	12	38:04.992	25.222	139.5	10	1:34.151	165.1
22	2 F.Vesti(DNK) ADAC Formel 4 powered by Abarth	Van Amersfoort Racing(NLD) Van Amersfoort Racing	12	38:31.708	51.938	100.1	10	1:31.340	170.1

Not classified

42	L.Hoogenboom(NLD) ADAC Formel 4 powered by Abarth	(T) Motopark(DEU) Motopark	8	31:42.410	4 LAP	61.1	8	1:33.261	166.6
6	T.Beckhäuser(CZE) R ADAC Formel 4 powered by Abarth	ADAC Berlin-Brandenburg e.V.(DEU) ADAC Berlin-Brandenburg e.V.	4	23:55.786	8 LAP	123.6	4	1:36.284	161.4
13	F.Scherer(CHE) ADAC Formel 4 powered by Abarth	US Racing(DEU) US Racing							



ADAC Formel 4

Result List Race 1

Provisional

Reg. Nr.: AMF-CR 12/2017

Saturday, June 10, 2017 17:35:00



Red Bull Ring, Length: 4318m

Air temperature: 26.02°C

Track temperature: 27.46°C

Weather condition: Dry

started : 31 classified : 22 not classified : 9

Nr. Drivers	Team	Laps	Total Time	Gap	Kph	Lap	Time	Kph
Cl. Car	Competitor							
97 S.Fernandez Wahbeh(ITA) ADAC Formel 4 powered by Abarth	Bhaitech Racing(ITA) Bhaitech Racing							
3 L.Gachot(GBR) ADAC Formel 4 powered by Abarth	Van Amersfoort Racing(NLD) Van Amersfoort Racing							
7 O.Söderström(SWE) ADAC Formel 4 powered by Abarth	ADAC Berlin-Brandenburg e.V.(DEU) ADAC Berlin-Brandenburg e.V.							
26 L.Heinrich(DEU) R ADAC Formel 4 powered by Abarth	(T) Laurin Heinrich(DEU) Laurin Heinrich							
98 C.Piro(DEU) ADAC Formel 4 powered by Abarth	(T) Team Piro Sports Interdental(DEU) Team Piro Sports Interdental							
12 A.Petrov(ITA) ADAC Formel 4 powered by Abarth	(T) Lechner Racing(AUT) Lechner Racing							

Fastest lap of the race. Car 83 driver Kami Moreira-Laliberte on lap 11. Time 1:30.802, average speed 171.1 km/h.

Following race director decision drive through penalty in exchange a time penalty of 30 seconds for car no. 2

T = nominated for the team classification

Subject to final scrutineering!		
Publication time:	Clerk of the Course: Andreas Meklau	Timekeeper: Steffen Ruhl



ADAC Formel 4

Sector List Race 1

Provisional

Reg. Nr.: AMF-CR 12/2017

Saturday, June 10, 2017 17:35:00



Red Bull Ring, Length: 4318m

Air temperature: 26.02°C

Track temperature: 27.46°C

Weather condition: Dry

Lap	Time	SE1	SP1	SE2	SP2	SE3	SP3	TSP	Lap	Time	SE1	SP1	SE2	SP2	SE3	SP3	TSP
1 Drugovich, ITA									theoretical besttime: 1:32.236								
1	1:53.001	28.195	208	41.991	169	42.815	50		7	2:08.356	33.818	137	58.226	124	36.312	197	
2	18:07.798	16:17.153	96	1:05.740	121	44.905	121		8	1:34.320	25.019	214	41.492	164	27.809	197	
3	2:13.198	33.214	151	1:00.170	94	39.814	195		9	1:33.169	24.149	217	41.418	170	27.602	199	
4	1:42.318	24.727	209	42.105	163	35.486			10	1:33.178	24.421	207	41.213	171	27.544	198	
5	2:13.199	1:05.136	201	40.531	172	27.532	192		11	1:32.731	24.037	213	41.234	168	27.460	200	
6	1:51.191	24.295	205	40.208	169	46.688	98		12	1:32.318	24.119	217	40.849	173	27.350	198	

2 Vesti, DNK									theoretical besttime: 1:31.227								
1	9:33.713	30.686	206	48.185	150	8:14.842	0		7	1:33.203	24.678	206	40.873	173	27.652	192	
2	10:34.054	8:47.051	90	1:03.037	113	43.966	145		8	1:32.368	24.544	207	40.517	173	27.307	196	
3	2:08.765	34.715	150	57.359	107	36.691	195		9	1:31.900	24.412	207	40.244	180	27.244	197	
4	1:35.078	24.271	211	42.059	153	28.748	191		10	1:31.340	24.038	208	40.147	179	27.155	197	
5	1:54.274	25.318	204	47.637	132	41.319			11	1:31.898	24.309	207	40.034	178	27.555	193	
6	3:03.439	1:53.301	203	41.622	169	28.516	192		12	1:31.676	24.041	208	40.141	177	27.494	198	

3 Gachot, GBR									theoretical besttime:								
1		31.536	207														

4 Flörsch, DEU									theoretical besttime: 1:32.875								
1	17:40.832	33.675	206	45.838	149	16:21.319	76		7	2:11.787	33.726	128	1:00.566	111	37.495	191	
2	2:34.768	47.055	90	1:01.018	104	46.695	102		8	1:34.738	24.582	211	41.903	164	28.253	192	
3	2:04.466	35.936	130	53.601	120	34.929	191		9	1:34.134	24.494	211	41.866	164	27.774	194	
4	1:35.958	25.089	209	41.674	145	29.195	193		10	1:33.494	24.399	208	41.194	156	27.901	193	
5	1:35.211	24.707	208	41.263	164	29.241	183		11	1:34.424	24.274	211	40.892	165	29.258	176	
6	2:25.251	27.737	99	1:08.395	102	49.119	137		12	1:33.511	24.739	208	40.827	167	27.945	191	

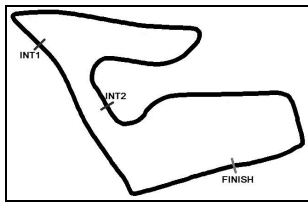
5 Zendeli, DEU									theoretical besttime: 1:31.292								
1	17:31.201	31.242	210	1:04.719	134	15:55.240	0		7	2:15.469	34.757	133	1:01.343	96	39.369	195	
2	2:38.568	51.178	99	1:02.661	110	44.729	139		8	1:33.526	24.160	213	40.850	162	28.516	192	
3	2:07.383	34.385	146	56.856	109	36.142	194		9	1:32.197	24.297	208	40.653	169	27.247	195	
4	1:35.260	24.359	215	42.104	152	28.797	194		10	1:31.744	24.138	208	40.319	168	27.287	194	
5	1:34.892	25.055	208	41.511	166	28.326	185		11	1:31.292	24.040	208	40.121	171	27.131	196	
6	2:23.314	28.121	123	1:08.243	102	46.950	127		12	1:31.978	24.229	207	40.266	165	27.483	194	

6 Beckhäuser, CZE									theoretical besttime: 1:35.984								
1	17:38.560	34.200	207	47.250	148	16:17.110	69		4	1:36.284	25.034	205	42.048	152	29.202	192	
2	2:35.070	47.516	92	1:01.356	109	46.198	103		5		24.734	204					
3	2:05.872	35.145	122	55.317	126	35.410	190										

7 Söderström, SWE									theoretical besttime:								
1		31.533	209														

9 Armstrong, ITA									theoretical besttime: 1:30.872								
1	1:47.866	27.650	204	40.731	174	39.485	64		7	2:19.657	36.197	126	1:02.105	75	41.355	191	
2	18:09.886	16:20.404	101	1:04.548	101	44.934	140		8	1:31.570	24.263	207	40.033	171	27.274	193	
3	2:15.377	33.732	127	1:00.197	91	41.448	191		9	1:31.392	24.092	207	40.082	179	27.218	195	
4	1:32.348	24.416	207	40.443	172	27.489	193		10	1:31.069	24.031	208	39.946	177	27.092	196	
5	1:31.782	24.260	206	40.072	175	27.450	194		11	1:30.913	23.974	207	39.842	179	27.097	196	
6	2:26.699	33.744	109	1:07.870	98	45.085	132		12	1:31.211	23.938	209	39.929	175	27.344	184	

10 Wagner, DEU									theoretical besttime: 1:32.708								
1	17:39.605	33.031	208	45.458	152	16:21.116	70		7	2:12.259	33.471	112	1:00.566	104	38.222	194	
2	2:35.238	47.132	86	1:01.304	116	46.802	110		8	1:34.355	24.893	209	41.378	158	28.084	194	
3	2:05.075	35.202	123	54.469	129	35.404	189		9	1:34.206	24.314	207	41.866	158	28.026	196	
4	1:34.925	24.907	210	41.650	162	28.368	195		10	1:34.151	24.722	209	41.630	166	27.799	195	
5	1:34.891	24.375	207	41.417	156	29.099	191		11	1:40.184	24.177	213	40.971	161	35.036	170	
6	2:25.591	28.258	98	1:08.536	88	48.797	139		12	1:34.512	25.536	207	40.732	163	28.244	192	



ADAC Formel 4

Sector List Race 1

Provisional

Reg. Nr.: AMF-CR 12/2017

Saturday, June 10, 2017 17:35:00



Red Bull Ring, Length: 4318m

Air temperature: 26.02°C

Track temperature: 27.46°C

Weather condition: Dry

Lap	Time	SE1	SP1	SE2	SP2	SE3	SP3	TSP	Lap	Time	SE1	SP1	SE2	SP2	SE3	SP3	TSP
11	Wishofer, AUT								theoretical besttime: 1:32.380								
1	2:13.276	32.177	213	42.972	164	58.127	27		7	2:14.712	34.442	134	1:01.414	108	38.856	196	
2	17:57.843	16:10.401	95	1:02.002	110	45.440	127		8	1:34.074	25.183	211	41.021	170	27.870	194	
3	2:06.456	34.349	142	56.350	122	35.757	195		9	1:34.121	24.903	209	40.879	171	28.339	176	
4	1:34.969	24.823	208	41.735	167	28.411	196		10	1:33.962	25.020	209	41.174	166	27.768	192	
5	1:35.075	25.267	212	41.489	166	28.319	173		11	1:33.654	24.500	211	41.541	167	27.613	194	
6	2:23.948	28.465	110	1:08.506	95	46.977	127		12	1:32.389	24.117	209	40.888	167	27.384	196	

12	Petrov, ITA								theoretical besttime:							
1	32.434 214															

13	Scherer, CHE								theoretical besttime:							
1	30.259 212															

15	Maini, CHE								theoretical besttime: 1:31.427								
1	17:35.394	33.309	202	44.930	156	16:17.155	0		7	2:14.445	34.660	127	1:01.103	106	38.682	194	
2	2:36.519	49.078	100	1:01.840	109	45.601	119		8	1:33.543	24.423	208	40.658	167	28.462	193	
3	2:05.861	34.747	113	56.205	127	34.909	194		9	1:32.530	24.606	207	40.461	167	27.463	197	
4	1:35.062	24.649	207	42.414	160	27.999	196		10	1:31.998	24.020	213	40.574	171	27.404	196	
5	1:35.399	25.181	213	42.015	169	28.203	188		11	1:31.482	23.913	209	40.327	170	27.242	197	
6	2:24.047	28.305	101	1:08.726	93	47.016	122		12	1:31.495	23.858	212	40.348	170	27.289	197	

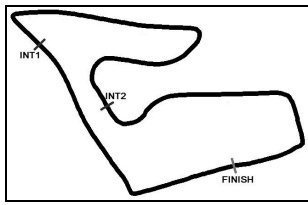
16	van Uiter, NLD								theoretical besttime: 1:31.590								
1	2:09.115	30.073	211	42.404	163	56.638	31		7	1:32.655	24.260	207	40.447	175	27.948	194	
2	17:55.888	16:09.293	92	1:02.856	104	43.739	111		8	1:32.906	24.004	217	41.159	156	27.743	198	
3	2:10.789	35.374	143	58.224	111	37.191	197		9	1:32.586	23.985	214	40.739	163	27.862	200	
4	1:35.745	24.689	209	42.008	155	29.048	188		10	1:32.773	24.150	214	41.061	165	27.562	196	
5	2:25.120	44.857	116	55.954	133	44.309			11	1:32.089	24.224	209	40.098	173	27.767	194	
6	2:20.903	1:12.117	202	41.101	173	27.685	195		12	1:31.648	23.930	212	40.127	176	27.591	197	

18	Hanses, DEU								theoretical besttime: 1:31.284								
1	1:58.827	29.608	209	42.054	170	47.165	38		7	2:18.110	35.823	116	1:01.224	89	41.063	195	
2	18:05.641	16:18.882	97	1:02.214	116	44.545	107		8	1:34.913	24.098	215	41.451	168	29.364	192	
3	2:11.201	34.941	135	58.247	119	38.013	194		9	1:34.408	25.350	208	41.647	167	27.411	183	
4	1:35.699	24.690	212	41.917	155	29.092	189		10	1:34.188	25.118	210	41.447	158	27.623	198	
5	1:32.178	24.064	212	40.254	168	27.860	189		11	1:32.249	24.277	209	40.644	171	27.328	197	
6	2:23.591	29.965	111	1:08.247	110	45.379	131		12	1:31.507	23.702	216	40.284	168	27.521	198	

25	Ghattas, DEU								theoretical besttime: 1:33.143								
1	17:36.773	41.647	200	46.821	111	16:08.305	65		7	2:12.101	33.616	121	1:00.355	108	38.130	192	
2	2:36.173	48.733	98	1:01.508	104	45.932	115		8	1:38.488	24.690	209	45.356	160	28.442	187	
3	2:05.704	34.974	120	55.701	116	35.029	190		9	1:33.931	24.917	206	41.140	166	27.874	193	
4	1:36.078	24.741	206	42.267	160	29.070	187		10	1:34.286	24.740	206	41.709	167	27.837	193	
5	1:36.056	24.940	207	41.585	165	29.531	186		11	1:33.492	24.344	206	41.012	166	28.136	189	
6	2:25.020	27.593	96	1:08.577	96	48.850	138		12	1:33.510	24.523	205	40.962	166	28.025	193	

26	Heinrich, DEU								theoretical besttime:							
1	31.913 209															

27	Nielsen, DNK								theoretical besttime: 1:30.919								
1	1:54.870	29.064	212	41.997	172	43.809	49		7	2:18.362	35.750	118	1:01.511	80	41.101	195	
2	18:08.340	16:18.345	68	1:05.386	117	44.609	110		8	1:32.253	24.079	211	40.834	174	27.340	192	
3	2:11.844	33.758	167	59.209	105	38.877	193		9	1:31.348	24.002	210	40.096	174	27.250	195	
4	1:35.669	24.396	217	42.629	161	28.644	192		10	1:31.012	23.901	210	39.976	174	27.135	196	
5	1:31.970	24.035	211	40.347	170	27.588	183		11	1:31.319	23.913	211	39.940	175	27.466	195	
6	2:23.842	30.236	101	1:08.325	97	45.281	131		12	1:31.330	23.844	212	40.148	171	27.338	194	



ADAC Formel 4

Sector List Race 1

Provisional

Reg. Nr.: AMF-CR 12/2017

Saturday, June 10, 2017 17:35:00



Red Bull Ring, Length: 4318m

Air temperature: 26.02°C

Track temperature: 27.46°C

Weather condition: Dry

Lap	Time	SE1	SP1	SE2	SP2	SE3	SP3	TSP	Lap	Time	SE1	SP1	SE2	SP2	SE3	SP3	TSP
28 Schramm, DEU									theoretical besttime: 1:31.345								
1	9:58.857	31.137	207	1:10.610	124	8:17.110	0		7	2:16.925	35.090	128	1:01.770	99	40.065	191	
2	10:09.541	8:22.559	83	1:02.907	123	44.075	145		8	1:33.804	24.652	213	40.646	160	28.506	193	
3	2:08.496	34.678	155	57.333	112	36.485	194		9	1:32.546	24.054	213	41.036	169	27.456	196	
4	1:34.961	24.374	214	41.789	156	28.798	194		10	1:31.834	24.079	211	40.349	170	27.406	197	
5	1:34.077	25.168	203	41.096	161	27.813	194		11	1:31.662	23.885	211	40.140	171	27.637	195	
6	2:23.181	28.739	129	1:08.301	110	46.141	129		12	1:31.364	23.890	211	40.054	170	27.420	197	

Lap	Time	SE1	SP1	SE2	SP2	SE3	SP3	TSP	Lap	Time	SE1	SP1	SE2	SP2	SE3	SP3	TSP
33 Aberdein, DEU									theoretical besttime: 1:31.563								
1	1:49.158	27.922	207	41.080	175	40.156	56		7	2:09.501	33.008	157	59.583	114	36.910	192	
2	18:10.124	16:20.361	93	1:05.346	109	44.417	143		8	1:35.129	24.855	211	42.205	162	28.069	196	
3	2:14.447	33.601	131	1:00.158	102	40.688	197		9	1:32.503	23.844	219	41.105	175	27.554	199	
4	1:58.528	25.054	212	1:05.505	157	27.969	194		10	1:33.116	24.566	212	41.018	175	27.532	199	
5	1:32.985	24.290	205	40.350	172	28.345	191		11	1:32.973	24.218	211	41.188	171	27.567	197	
6	2:13.920	24.736	188	59.387	109	49.797	109		12	1:31.654	23.935	215	40.421	179	27.298	195	

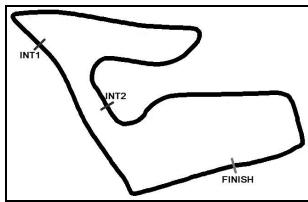
Lap	Time	SE1	SP1	SE2	SP2	SE3	SP3	TSP	Lap	Time	SE1	SP1	SE2	SP2	SE3	SP3	TSP
42 Hoogenboom, NLD									theoretical besttime: 1:32.273								
1	2:03.006	29.866	211	42.343	160	50.797	34		6	2:27.674	1:16.195	203	41.279	161	30.200	118	
2	18:02.661	16:16.037	88	1:02.649	106	43.975	116		7	2:05.867	32.606	174	57.172	118	36.089	198	
3	2:10.281	35.108	147	58.142	111	37.031	197		8	1:33.261	24.900	213	40.967	163	27.394	198	
4	1:35.775	24.512	207	42.159	152	29.104	181		9		23.912	218					
5	1:43.885	25.965	211	42.251	168	35.669											

Lap	Time	SE1	SP1	SE2	SP2	SE3	SP3	TSP	Lap	Time	SE1	SP1	SE2	SP2	SE3	SP3	TSP
44 Vips, ITA									theoretical besttime: 1:30.996								
1	1:51.578	28.748	209	41.244	170	41.586	51		7	2:19.189	35.995	112	1:01.842	78	41.352	195	
2	18:10.957	16:20.782	78	1:05.632	120	44.543	115		8	1:33.342	24.417	209	41.439	166	27.486	197	
3	2:12.073	33.765	162	59.506	103	38.802	197		9	1:31.349	23.842	212	40.308	174	27.199	197	
4	1:34.405	24.592	213	42.114	172	27.699	196		10	1:31.159	23.881	211	40.066	175	27.212	197	
5	1:31.761	23.983	210	40.336	177	27.442	196		11	1:31.226	23.901	211	40.158	174	27.167	198	
6	2:24.461	31.230	94	1:08.091	110	45.140	144		12	1:31.102	23.780	212	40.049	173	27.273	196	

Lap	Time	SE1	SP1	SE2	SP2	SE3	SP3	TSP	Lap	Time	SE1	SP1	SE2	SP2	SE3	SP3	TSP
68 Correa, ITA									theoretical besttime: 1:31.705								
1	1:50.393	28.379	211	41.201	174	40.813	58		7	2:08.837	33.858	148	58.236	111	36.743	195	
2	18:11.089	16:20.587	87	1:05.477	109	45.025	120		8	1:33.370	24.603	212	40.937	173	27.830	196	
3	2:12.681	33.284	150	59.878	99	39.519	196		9	1:33.034	24.060	217	41.361	170	27.613	196	
4	1:58.915	24.739	211	1:05.915	162	28.261	193		10	1:32.479	24.349	210	40.637	176	27.493	194	
5	1:32.680	24.336	208	40.592	177	27.752	194		11	1:32.199	24.201	209	40.337	177	27.661	193	
6	2:14.219	26.207	141	58.217	100	49.795	96		12	1:31.962	24.131	209	40.152	174	27.679	195	

Lap	Time	SE1	SP1	SE2	SP2	SE3	SP3	TSP	Lap	Time	SE1	SP1	SE2	SP2	SE3	SP3	TSP
79 Malukas, LTU									theoretical besttime: 1:31.750								
1	2:18.584	31.773	211	45.479	163	1:01.332	24		7	2:14.248	34.830	120	1:00.891	103	38.527	194	
2	17:51.630	16:04.581	88	1:02.218	105	44.831	140		8	1:33.633	24.522	208	41.578	171	27.533	197	
3	2:07.235	34.608	145	56.535	113	36.092	192		9	1:33.290	24.682	208	41.040	171	27.568	193	
4	1:35.292	24.780	213	42.287	163	28.225	195		10	1:32.199	24.341	208	40.419	179	27.439	196	
5	1:36.067	25.194	209	42.287	168	28.586	187		11	1:31.764	24.044	209	40.327	180	27.393	196	
6	2:23.982	28.271	101	1:08.492	91	47.219	124		12	1:32.100	24.135	208	40.313	181	27.652	196	

Lap	Time	SE1	SP1	SE2	SP2	SE3	SP3	TSP	Lap	Time	SE1	SP1	SE2	SP2	SE3	SP3	TSP
80 Estner, DEU									theoretical besttime: 1:32.389								
1	9:28.619	30.587	207	1:14.800	123	7:43.232	6		7	2:10.451	32.829	156	1:00.155	104	37.467	191	
2	10:37.842	8:51.252	95	1:02.654	127	43.936	151		8	1:35.606	25.367	211	42.124	159	28.115	194	
3	2:09.910	34.975	137	58.064	108	36.871	194		9	1:33.409	24.435	210	40.957	162	28.017	196	
4	1:35.837	24.334	212	42.660	156	28.843	191		10	1:33.225	24.397	210	41.015	162	27.813	195	
5	1:40.228	28.585	187	41.927	160	29.716	182		11	1:33.980	24.138	216	41.260	166	28.582	184	
6	2:25.784	27.252	107	1:08.289	112	50.243	118		12	1:32.773	24.522	208	40.498	164	27.753	196	



ADAC Formel 4

Sector List Race 1

Provisional

Reg. Nr.: AMF-CR 12/2017

Saturday, June 10, 2017 17:35:00



Red Bull Ring, Length: 4318m

Air temperature: 26.02°C

Track temperature: 27.46°C

Weather condition: Dry

Lap	Time	SE1	SP1	SE2	SP2	SE3	SP3	TSP	Lap	Time	SE1	SP1	SE2	SP2	SE3	SP3	TSP
81	Waldherr, DEU								theoretical besttime: 1:30.970								
1	2:09.944	28.035	200	46.342	155	55.567	33		7	2:19.648	36.204	112	1:01.926	75	41.518	193	
2	17:48.558	15:59.133	91	1:05.017	104	44.408	133		8	1:31.717	24.153	211	40.194	174	27.370	195	
3	2:15.140	33.977	134	59.905	91	41.258	192		9	1:31.341	23.969	211	40.049	175	27.323	198	
4	1:33.946	25.113	205	41.319	170	27.514	194		10	1:31.236	23.956	211	40.108	175	27.172	197	
5	1:32.383	24.729	207	40.230	170	27.424	194		11	1:31.889	24.055	209	39.847	177	27.987	197	
6	2:24.552	31.585	102	1:07.959	100	45.008	138		12	1:31.176	23.951	209	39.967	175	27.258	196	

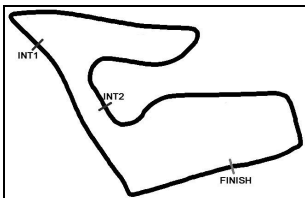
83	Moreira-Laliberte, CHE								theoretical besttime: 1:30.692								
1	2:05.557	28.892	213	43.599	164	53.066	32		7	2:18.581	35.733	119	1:01.748	77	41.100	197	
2	17:56.418	16:05.843	86	1:05.801	114	44.774	115		8	1:33.449	24.297	214	41.648	169	27.504	198	
3	2:12.515	33.392	148	59.744	103	39.379	194		9	1:31.410	23.930	213	40.361	168	27.119	200	
4	1:35.759	24.861	216	42.515	168	28.383	194		10	1:31.852	24.585	209	40.236	172	27.031	198	
5	1:31.742	24.038	209	40.357	177	27.347	193		11	1:30.802	23.736	211	40.010	174	27.056	197	
6	2:23.985	30.388	98	1:08.351	104	45.246	131		12	1:30.862	23.795	211	40.121	171	26.946	201	

96	Colombo, ITA								theoretical besttime: 1:31.042								
1	2:00.510	29.929	205	42.089	168	48.492	39		7	2:16.937	35.047	127	1:01.334		40.556	191	
2	18:03.600	16:16.669	102	1:01.871		45.060	110		8	1:33.379	24.245	212	40.981	183	28.153	196	
3	2:11.172	34.856	134	58.132	114	38.184	192		9	1:31.401	23.927	209	40.119	177	27.355	194	
4	1:36.286	24.331	213	41.946	169	30.009	183		10	1:31.533	23.997	209	40.212	174	27.324	194	
5	1:33.818	25.345	205	40.987	177	27.486	197		11	1:31.042	23.839	209	40.043	177	27.160	195	
6	2:23.314	28.967	120	1:08.252	105	46.095	127		12	1:31.370	23.971	210	40.059	177	27.340	193	

97	Fernandez Wahbeh, ITA								theoretical besttime:								
1		30.640	209														

98	Piro, DEU								theoretical besttime:								
1		32.331	207														

99	Weerts, BEL								theoretical besttime: 1:32.393								
1	2:15.004	32.987	208	43.885	166	58.132	32		7	2:13.983	34.770	113	1:00.897	102	38.316	193	
2	17:57.405	16:10.000	99	1:01.696	111	45.709	115		8	1:33.889	24.469	213	41.751	166	27.669	195	
3	2:05.650	34.925	115	55.947	117	34.778	193		9	1:34.366	24.343	210	41.777	163	28.246	196	
4	1:35.080	24.454	205	42.624	162	28.002	196		10	1:33.662	24.447	212	41.348	165	27.867	196	
5	1:35.972	25.031	210	42.257	153	28.684	184		11	1:33.749	24.457	211	41.513	162	27.779	196	
6	2:24.242	28.491	96	1:08.531	90	47.220	124		12	1:32.393	24.009	211	40.789	163	27.595	197	



ADAC Formel 4

Lap Chart Race 1

Provisional



Red Bull Ring, Length: 4318 m

Saturday, June 10, 2017 17:35:00

LapCha	1	2	3	4	5	6	7	8	9	10	11	12	13	14	15	16	17	18	19	20	21	22	23	24	25	26	27	28	29	30	31	32	33	34	35	36	37	38	39	40	41	42	43	44	45									
LAP 1	9	33	68	44	1	27	18	96	42	83	16	81	11	99	79	80	2	28	5	15	25	6	10	4																														
LAP 2	9	81	33	1	68	83	44	27	96	18	16	42	80	2	28	5	79	11	15	99	25	6	10	4																														
LAP 3	9	81	33	1	68	83	44	27	96	18	16	42	80	2	28	5	79	11	15	99	25	6	10	4																														
LAP 4	9	81	44	83	27	18	16	96	2	42	28	80	5	11	79	15	99	25	10	6	4	.1	33	68																														
LAP 5	9	81	44	83	27	18	96	28	5	11	15	79	99	10	25	4	80	.42	33	68	.2	1	.16																															
LAP 6	9	81	44	83	27	18	96	28	5	11	15	79	99	10	25	4	80	33	68	1	42	16	2																															
LAP 7	9	81	44	83	27	18	96	28	5	11	15	79	99	10	25	4	33	80	68	1	42	16	2																															
LAP 8	9	81	27	44	83	96	5	28	18	15	11	79	99	10	68	42	4	16	1	33	80	25	2																															
LAP 9	9	81	27	44	83	96	5	28	15	79	11	18	68	99	16	10	33	1	4	80	25	2																																
LAP 10	9	81	27	44	83	96	5	28	15	79	68	11	16	18	99	33	1	10	4	80	25	2																																
LAP 11	9	81	27	44	83	96	5	28	15	79	68	16	18	11	33	1	99	80	4	25	2	10																																
LAP 12	9	81	27	44	83	96	5	28	15	79	68	16	18	33	11	1	99	80	4	25	2	10																																

. - PIT STOP ' - LAP BEHIND