



ADAC Formel 4

Result List Qualifying

Provisional

Reg. Nr.: AMF-CR 12/2017

Saturday, June 10, 2017 10:40:00



Red Bull Ring, Length: 4318m

Air temperature: 22.63°C

Track temperature: 39.76°C

Weather condition: Wet

started : 31 classified : 31 not classified : 0

Nr.	Drivers	Team	Lap	Best Time	Gap	Diff	Kph	Day Time
Cl.	Car	Competitor						
1	9 M.Armstrong(ITA) ADAC Formel 4 powered by Abarth	(T) Prema Powerteam SRL(ITA) Prema Powerteam SRL	17	1:29.954			172.8	11:10:42
2	81 M.Waldherr(DEU) ADAC Formel 4 powered by Abarth	(T) Neuhauser Racing Team(AUT) Neuhauser Racing Team	16	1:30.224	0.270	0.270	172.2	11:11:18
3	33 J.Aberdein(DEU) ADAC Formel 4 powered by Abarth	(T) Motopark(DEU) Motopark	12	1:30.245	0.291	0.021	172.2	11:07:24
4	1 F.Drugovich(ITA) ADAC Formel 4 powered by Abarth	(T) Van Amersfoort Racing(NLD) Van Amersfoort Racing	16	1:30.252	0.298	0.007	172.2	11:08:50
5	68 J.Correa(ITA) ADAC Formel 4 powered by Abarth	Prema Powerteam SRL(ITA) Prema Powerteam SRL	15	1:30.255	0.301	0.003	172.2	11:07:28
6	83 K.Moreira-Laliberte(CHE) ADAC Formel 4 powered by Abarth	(T) Van Amersfoort Racing(NLD) Van Amersfoort Racing	13	1:30.358	0.404	0.103	172.0	11:03:50
7	44 J.Vips(ITA) ADAC Formel 4 powered by Abarth	(T) Prema Powerteam SRL(ITA) Prema Powerteam SRL	14	1:30.361	0.407	0.003	172.0	11:05:53
8	27 N.Nielsen(DNK) ADAC Formel 4 powered by Abarth	(T) US Racing(DEU) US Racing	12	1:30.393	0.439	0.032	171.9	11:10:37
9	96 L.Colombo(ITA) ADAC Formel 4 powered by Abarth	Bhaitech Racing(ITA) Bhaitech Racing	14	1:30.412	0.458	0.019	171.9	11:09:07
10	18 J.Hanses(DEU) ADAC Formel 4 powered by Abarth	(T) US Racing(DEU) US Racing	12	1:30.480	0.526	0.068	171.8	11:10:55
11	16 J.van Uiter(NLD) ADAC Formel 4 powered by Abarth	Jenzer Motorsport(CHE) Jenzer Motorsport	18	1:30.544	0.590	0.064	171.6	11:11:20
12	42 L.Hoogenboom(NLD) ADAC Formel 4 powered by Abarth	(T) Motopark(DEU) Motopark	12	1:30.577	0.623	0.033	171.6	11:06:16
13	13 F.Scherer(CHE) ADAC Formel 4 powered by Abarth	US Racing(DEU) US Racing	12	1:30.607	0.653	0.030	171.5	11:11:04
14	80 A.Estner(DEU) ADAC Formel 4 powered by Abarth	(T) Neuhauser Racing Team(AUT) Neuhauser Racing Team	14	1:30.619	0.665	0.012	171.5	11:10:41
15	97 S.Fernandez Wahbeh(ITA) ADAC Formel 4 powered by Abarth	Bhaitech Racing(ITA) Bhaitech Racing	8	1:30.639	0.685	0.020	171.5	10:53:16
16	2 F.Vesti(DNK) ADAC Formel 4 powered by Abarth	Van Amersfoort Racing(NLD) Van Amersfoort Racing	18	1:30.706	0.752	0.067	171.3	11:10:19
17	28 K.Schramm(DEU) ADAC Formel 4 powered by Abarth	US Racing(DEU) US Racing	12	1:30.738	0.784	0.032	171.3	11:10:59
18	5 L.Zendeli(DEU) ADAC Formel 4 powered by Abarth	(T) ADAC Berlin-Brandenburg e.V.(DEU) ADAC Berlin-Brandenburg e.V.	15	1:30.821	0.867	0.083	171.1	11:05:56
19	3 L.Gachot(GBR) ADAC Formel 4 powered by Abarth	Van Amersfoort Racing(NLD) Van Amersfoort Racing	17	1:30.924	0.970	0.103	170.9	11:09:45
20	7 O.Söderström(SWE) ADAC Formel 4 powered by Abarth	ADAC Berlin-Brandenburg e.V.(DEU) ADAC Berlin-Brandenburg e.V.	17	1:30.955	1.001	0.031	170.9	11:11:18
21	79 D.Malukas(LTU) ADAC Formel 4 powered by Abarth	Motopark(DEU) Motopark	10	1:30.978	1.024	0.023	170.8	11:04:04
22	26 L.Heinrich(DEU) R ADAC Formel 4 powered by Abarth	(T) Laurin Heinrich(DEU) Laurin Heinrich	16	1:31.036	1.082	0.058	170.7	11:10:40
23	98 C.Piro(DEU) ADAC Formel 4 powered by Abarth	(T) Team Piro Sports Interdental(DEU) Team Piro Sports Interdental	18	1:31.038	1.084	0.002	170.7	11:11:22
24	11 M.Wishofer(AUT) R ADAC Formel 4 powered by Abarth	(T) Lechner Racing(AUT) Lechner Racing	11	1:31.106	1.152	0.068	170.6	11:01:40
25	15 K.Maini(CHE) ADAC Formel 4 powered by Abarth	Jenzer Motorsport(CHE) Jenzer Motorsport	16	1:31.137	1.183	0.031	170.5	11:05:15
26	12 A.Petrov(ITA) ADAC Formel 4 powered by Abarth	(T) Lechner Racing(AUT) Lechner Racing	9	1:31.227	1.273	0.090	170.3	11:03:25



ADAC Formel 4

Result List Qualifying

Provisional

Reg. Nr.: AMF-CR 12/2017

Saturday, June 10, 2017 10:40:00



Red Bull Ring, Length: 4318m

Air temperature: 22.63°C

Track temperature: 39.76°C

Weather condition: Wet

started : 31 classified : 31 not classified : 0

Nr. Drivers	Team	Lap	Best Time	Gap	Diff	Kph	Day Time
Cl. Car	Competitor						
27 99 C.Weerts(BEL) R ADAC Formel 4 powered by Abarth	Motopark(DEU) Motopark	14	1:31.261	1.307	0.034	170.3	11:10:25
28 4 S.Flörsch(DEU) ADAC Formel 4 powered by Abarth	(T) ADAC Berlin-Brandenburg e.V.(DEU) ADAC Berlin-Brandenburg e.V.	16	1:31.300	1.346	0.039	170.2	11:10:27
29 10 R.Wagner(DEU) R ADAC Formel 4 powered by Abarth	Lechner Racing(AUT) Lechner Racing	14	1:31.737	1.783	0.437	169.4	11:06:15
30 25 D.Ghattas(DEU) R ADAC Formel 4 powered by Abarth	(T) Team Piro Sports Interdental(DEU) Team Piro Sports Interdental	7	1:32.329	2.375	0.592	168.3	10:53:09
31 6 T.Beckhäuser(CZE) R ADAC Formel 4 powered by Abarth	ADAC Berlin-Brandenburg e.V.(DEU) ADAC Berlin-Brandenburg e.V.	16	1:32.825	2.871	0.496	167.4	11:08:41

Classification limit: 110% Time: 1:38.949

Following race director decision cancellation of the relevant lap time for car no. 26, 16, 12, 11, 83, 79, 1, 10, 15, 96, 3

T = nominated for the team classification

Subject to final scrutineering!

Publication time:	Clerk of the Course: Andreas Meklau	Timekeeper: Steffen Ruhl
-------------------	-------------------------------------	--------------------------

ver: 1.0

www.adac.de/motorsport

Page 2/ 2 printed: 10.6.2017 11:12

CERTINA

S W I S S W A T C H E S



ADAC Formel 4

Result List Qualifying 2nd best



Provisional

Reg. Nr.: AMF-CR 12/2017

Saturday, June 10, 2017 10:40:00



Red Bull Ring, Length: 4318m
Air temperature: 22.28°C
Track temperature: 39.66°C
Weather condition: Wet

started : 31 classified : 31 not classified : 0

Nr.	Drivers	Team	Lap	Best Time	Gap	Diff	Kph	Day Time
Cl.	Car	Competitor						
1	9 M.Armstrong(ITA) ADAC Formel 4 powered by Abarth	(T) Prema Powerteam SRL(ITA) Prema Powerteam SRL	11	1:30.164			172.4	11:01:24
2	33 J.Aberdein(DEU) ADAC Formel 4 powered by Abarth	(T) Motopark(DEU) Motopark	9	1:30.262	0.098	0.098	172.2	11:02:53
3	27 N.Nielsen(DNK) ADAC Formel 4 powered by Abarth	(T) US Racing(DEU) US Racing	6	1:30.403	0.239	0.141	171.9	11:01:12
4	1 F.Drugovich(ITA) ADAC Formel 4 powered by Abarth	(T) Van Amersfoort Racing(NLD) Van Amersfoort Racing	13	1:30.426	0.262	0.023	171.9	11:04:15
5	68 J.Correa(ITA) ADAC Formel 4 powered by Abarth	Prema Powerteam SRL(ITA) Prema Powerteam SRL	12	1:30.437	0.273	0.011	171.8	11:02:57
6	44 J.Vips(ITA) ADAC Formel 4 powered by Abarth	(T) Prema Powerteam SRL(ITA) Prema Powerteam SRL	12	1:30.443	0.279	0.006	171.8	11:02:51
7	81 M.Waldherr(DEU) ADAC Formel 4 powered by Abarth	(T) Neuhauser Racing Team(AUT) Neuhauser Racing Team	13	1:30.444	0.280	0.001	171.8	11:06:27
8	83 K.Moreira-Laliberte(CHE) ADAC Formel 4 powered by Abarth	(T) Van Amersfoort Racing(NLD) Van Amersfoort Racing	17	1:30.511	0.347	0.067	171.7	11:11:26
9	96 L.Colombo(ITA) ADAC Formel 4 powered by Abarth	Bhaitech Racing(ITA) Bhaitech Racing	15	1:30.512	0.348	0.001	171.7	11:10:38
10	13 F.Scherer(CHE) ADAC Formel 4 powered by Abarth	US Racing(DEU) US Racing	9	1:30.615	0.451	0.103	171.5	11:06:32
11	18 J.Hanses(DEU) ADAC Formel 4 powered by Abarth	(T) US Racing(DEU) US Racing	9	1:30.630	0.466	0.015	171.5	11:06:18
12	42 L.Hoogenboom(NLD) ADAC Formel 4 powered by Abarth	(T) Motopark(DEU) Motopark	15	1:30.668	0.504	0.038	171.4	11:10:49
13	80 A.Estner(DEU) ADAC Formel 4 powered by Abarth	(T) Neuhauser Racing Team(AUT) Neuhauser Racing Team	13	1:30.675	0.511	0.007	171.4	11:09:10
14	97 S.Fernandez Wahbeh(ITA) ADAC Formel 4 powered by Abarth	Bhaitech Racing(ITA) Bhaitech Racing	15	1:30.677	0.513	0.002	171.4	11:06:37
15	2 F.Vesti(DNK) ADAC Formel 4 powered by Abarth	Van Amersfoort Racing(NLD) Van Amersfoort Racing	17	1:30.763	0.599	0.086	171.2	11:08:48
16	28 K.Schramm(DEU) ADAC Formel 4 powered by Abarth	US Racing(DEU) US Racing	10	1:30.841	0.677	0.078	171.1	11:07:51
17	16 J.van Uiter(NLD) ADAC Formel 4 powered by Abarth	Jenzer Motorsport(CHE) Jenzer Motorsport	13	1:30.898	0.734	0.057	171.0	11:02:11
18	3 L.Gachot(GBR) ADAC Formel 4 powered by Abarth	Van Amersfoort Racing(NLD) Van Amersfoort Racing	11	1:30.969	0.805	0.071	170.8	11:00:35
19	5 L.Zendeli(DEU) ADAC Formel 4 powered by Abarth	(T) ADAC Berlin-Brandenburg e.V.(DEU) ADAC Berlin-Brandenburg e.V.	18	1:31.005	0.841	0.036	170.8	11:10:32
20	79 D.Malukas(LTU) ADAC Formel 4 powered by Abarth	Motopark(DEU) Motopark	13	1:31.010	0.846	0.005	170.8	11:10:23
21	7 O.Söderström(SWE) ADAC Formel 4 powered by Abarth	ADAC Berlin-Brandenburg e.V.(DEU) ADAC Berlin-Brandenburg e.V.	16	1:31.047	0.883	0.037	170.7	11:09:47
22	98 C.Piro(DEU) ADAC Formel 4 powered by Abarth	(T) Team Piro Sports Interdental(DEU) Team Piro Sports Interdental	16	1:31.117	0.953	0.070	170.6	11:08:20
23	15 K.Maini(CHE) ADAC Formel 4 powered by Abarth	Jenzer Motorsport(CHE) Jenzer Motorsport	19	1:31.164	1.000	0.047	170.5	11:11:23
24	26 L.Heinrich(DEU) R ADAC Formel 4 powered by Abarth	(T) Laurin Heinrich(DEU) Laurin Heinrich	15	1:31.298	1.134	0.134	170.2	11:09:09
25	4 S.Flörsch(DEU) ADAC Formel 4 powered by Abarth	(T) ADAC Berlin-Brandenburg e.V.(DEU) ADAC Berlin-Brandenburg e.V.	10	1:31.326	1.162	0.028	170.2	11:00:38
26	12 A.Petrov(ITA) ADAC Formel 4 powered by Abarth	(T) Lechner Racing(AUT) Lechner Racing	8	1:31.327	1.163	0.001	170.2	11:01:54



ADAC Formel 4

Result List Qualifying 2nd best



Provisional

Reg. Nr.: AMF-CR 12/2017

Saturday, June 10, 2017 10:40:00



Red Bull Ring, Length: 4318m
 Air temperature: 22.28°C
 Track temperature: 39.66°C
 Weather condition: Wet

started : 31 classified : 31 not classified : 0

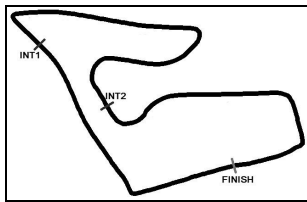
Nr. Drivers	Team	Lap	Best Time	Gap	Diff	Kph	Day Time
Cl. Car	Competitor						
27 99 C.Weerts(BEL) R ADAC Formel 4 powered by Abarth	Motopark(DEU) Motopark	9	1:31.350	1.186	0.023	170.1	11:02:48
28 11 M.Wishofer(AUT) R ADAC Formel 4 powered by Abarth	(T) Lechner Racing(AUT) Lechner Racing	14	1:31.399	1.235	0.049	170.0	11:07:19
29 10 R.Wagner(DEU) R ADAC Formel 4 powered by Abarth	Lechner Racing(AUT) Lechner Racing	16	1:31.914	1.750	0.515	169.1	11:09:20
30 25 D.Ghattas(DEU) R ADAC Formel 4 powered by Abarth	(T) Team Piro Sports Interdental(DEU) Team Piro Sports Interdental	14	1:32.341	2.177	0.427	168.3	11:05:30
31 6 T.Beckhäuser(CZE) R ADAC Formel 4 powered by Abarth	ADAC Berlin-Brandenburg e.V.(DEU) ADAC Berlin-Brandenburg e.V.	15	1:32.853	2.689	0.512	167.4	11:07:08

Classification limit: 110% Time: 1:39.180

T = nominated for the team classification

Subject to final scrutineering!

Publication time:	Clerk of the Course: Andreas Meklau	Timekeeper: Steffen Ruhl
-------------------	-------------------------------------	--------------------------



ADAC Formel 4

Sector List Qualifying

Provisional

Reg. Nr.: AMF-CR 12/2017

Saturday, June 10, 2017 10:40:00



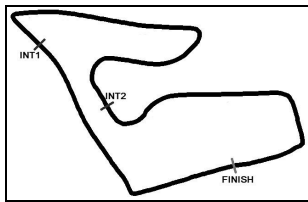
Red Bull Ring, Length: 4318m

Air temperature: 22.63°C

Track temperature: 39.76°C

Weather condition: Wet

Lap	Time	SE1	SP1	SE2	SP2	SE3	SP3	TSP	Lap	Time	SE1	SP1	SE2	SP2	SE3	SP3	TSP
1 Drugovich, ITA									theoretical besttime: 1:30.227								
1	1:49.303	37.940	196	42.677	162	28.686	190		10	1:30.522	23.823	211	39.812	177	26.887	197	
2	1:32.685	24.747	204	40.678	171	27.260	195		11	1:30.744	23.798	211	39.983	178	26.963	197	
3	1:31.425	23.888	211	40.169	174	27.368	196		12	1:30.589	23.688	211	39.927	178	26.974	197	
4	1:31.125	23.977	210	40.012	177	27.136	196		13	1:30.376	23.684	244	39.679	177	27.046	196	
5	1:30.778	23.886	210	39.960	176	26.932	196		13	1:30.426	23.763	210	39.803	178	26.860	197	
6	1:31.514	24.083	209	40.014	167	27.417	196		14	1:30.525	23.789	210	39.888	177	26.848	197	
7	1:37.188	24.061	209	40.102	178	33.025			15	1:33.949	25.190	194	41.645	173	27.114	197	
8	4:07.244	2:57.375	182	41.998	169	27.871	192		16	1:30.252	23.705	213	39.697	177	26.850	197	
9	1:31.200	24.031	210	40.094	175	27.075	195		17	1:30.553	23.682	211	39.887	180	26.984	196	
2 Vesti, DNK									theoretical besttime: 1:30.606								
1	1:52.183	39.608	188	43.473	156	29.102	188		10	1:31.107	23.864	210	39.980	175	27.263	194	
2	1:34.028	25.232	203	41.118	171	27.678	193		11	1:31.147	23.959	209	40.094	179	27.094	196	
3	1:32.321	24.229	209	40.579	171	27.513	195		12	1:31.327	24.259	209	40.075	178	26.993	196	
4	1:31.591	24.024	209	40.320	171	27.247	196		13	1:30.984	23.884	209	40.056	178	27.044	196	
5	1:31.297	23.948	209	40.206	175	27.143	196		14	1:31.139	23.862	210	40.142	178	27.135	196	
6	1:31.324	24.016	209	40.086	180	27.222	197		15	1:42.911	23.775	212	49.527	124	29.609	197	
7	1:38.521	23.827	210	40.507	173	34.187			16	1:30.939	23.768	211	40.060	177	27.111	196	
8	3:44.138	2:33.840	182	42.590	170	27.708	193		17	1:30.763	23.846	209	39.908	178	27.009	196	
9	1:32.216	24.209	211	40.612	174	27.395	197		18	1:30.706	23.798	210	39.978	180	26.930	196	
3 Gachot, GBR									theoretical besttime: 1:30.702								
1	1:55.111	41.910	165	44.363	152	28.838	189		11	1:30.969	23.878	209	39.947	175	27.144	196	
2	1:34.205	24.801	207	41.330	175	28.074	192		12	1:33.626	25.378	206	40.501	172	27.747	196	
3	1:32.664	24.380	207	40.789	175	27.495	195		13	1:31.482	23.950	209	40.272	174	27.260	196	
4	1:34.169	24.074	208	42.369	140	27.726	196		14	1:31.270	23.907	209	40.208	174	27.155	196	
5	1:31.692	24.069	209	40.410	178	27.213	195		15	1:31.012	23.774	209	40.168	175	27.070	197	
6	1:31.484	24.066	207	40.237	177	27.181	196		16	1:31.357	23.779	210	40.372	174	27.206	196	
7	1:39.127	24.009	208	40.157	177	34.961			17	1:30.924	23.810	209	40.133	176	26.981	196	
8	4:41.417	3:30.316	195	42.925	164	28.176	193		18	1:31.025	23.944	209	40.139	175	26.975	197	
9	1:32.470	24.228	207	40.893	173	27.349	196		18		23.832	209	41.631	149			
10	1:31.735	23.999	208	40.362	177	27.374	195										
4 Flörsch, DEU									theoretical besttime: 1:31.082								
1	2:14.780	55.429	164	48.076	140	31.275	185		9	1:31.428	23.877	211	40.235	163	27.316	194	
2	1:43.580	25.362	205	42.925	157	35.293			10	1:31.326	23.871	210	40.094	167	27.361	194	
3	5:48.049	4:32.051	180	46.907	156	29.091	179		11	1:45.139	24.034	210	47.188	17	33.917	193	
4	1:34.613	25.900	203	40.929	166	27.784	192		12	1:31.952	24.170	207	40.372	166	27.410	193	
5	1:37.759	24.193	208	40.505	171	33.061	188		13	1:31.580	24.174	207	40.132	168	27.274	194	
6	1:33.325	25.199	202	40.639	161	27.487	193		14	1:56.813	24.121	207	40.875	117	51.817	193	
7	1:31.774	24.169	208	40.222	171	27.383	193		15	1:31.746	24.149	209	40.257	167	27.340	195	
8	1:31.333	23.986	208	40.187	172	27.160	195		16	1:31.300	23.889	210	40.051	171	27.360	193	
5 Zendeli, DEU									theoretical besttime: 1:30.816								
1	2:16.231	57.475	166	48.710	148	30.046	180		10	1:31.475	24.026	209	40.219	171	27.230	195	
2	1:37.323	26.974	172	42.506	157	27.843	194		11	1:43.610	24.010	210	41.997	132	37.603	194	
3	1:32.451	24.395	210	40.659	166	27.397	196		12	1:35.735	24.129	210	44.163	165	27.443	196	
4	1:39.030	24.353	209	40.502	169	34.175			13	1:32.279	23.991	210	40.816	162	27.472	195	
5	3:18.433	2:05.567	191	44.767	153	28.099	191		14	1:31.239	23.952	210	40.264	168	27.023	196	
6	1:32.728	24.708	205	40.632	166	27.388	195		15	1:30.821	23.806	210	39.987	171	27.028	196	
7	1:31.731	24.159	209	40.339	169	27.233	196		16	1:33.258	23.851	211	42.305	167	27.102	197	
8	1:31.595	24.127	209	40.191	171	27.277	195		17	1:31.220	23.910	211	40.076	170	27.234	194	
9	1:31.312	23.955	209	40.126	170	27.231	194		18	1:31.005	23.839	211	40.063	171	27.103	195	
6 Beckhäuser, CZE									theoretical besttime: 1:32.646								
1	2:24.955	1:02.513	147	50.515	135	31.927	182		10	1:33.950	24.609	207	41.145	158	28.196	192	
2	1:38.796	26.159	203	43.337	142	29.300	189		11	1:33.831	24.601	207	40.944	158	28.286	192	
3	1:35.418	25.232	206	41.792	152	28.394	191		12	1:33.579	24.639	207	40.939	161	28.001	191	
4	1:44.501	24.959	207	42.478	155	37.064			13	1:33.529	24.427	207	41.044	153	28.058	192	
5	4:04.317	2:50.051	176	44.848	149	29.418	190		14	1:33.113	24.509	207	40.842	155	27.762	194	



ADAC Formel 4

Sector List Qualifying



Provisional

Reg. Nr.: AMF-CR 12/2017



Red Bull Ring, Length: 4318m

Air temperature: 22.63°C

Track temperature: 39.76°C

Weather condition: Wet

Saturday, June 10, 2017 10:40:00

Lap	Time	SE1	SP1	SE2	SP2	SE3	SP3	TSP	Lap	Time	SE1	SP1	SE2	SP2	SE3	SP3	TSP
6	1:36.543	25.534	205	41.682	155	29.327	179		15	1:32.853	24.449	207	40.783	159	27.621	193	
7	1:35.946	26.512	203	41.393	154	28.041	192		16	1:32.825	24.311	207	40.741	159	27.773	192	
8	1:33.496	24.462	208	41.137	155	27.897	194		17		24.412	207	40.739	158			
9	1:33.360	24.286	208	40.988	159	28.086	192										

7 Söderström, SWE

theoretical besttime: 1:30.887

1	2:51.847	1:36.943	168	45.232	146	29.672	186		10	1:31.333	23.919	211	40.247	169	27.167	195	
2	1:46.120	25.437	194	43.238	155	37.445			11	1:32.042	23.938	211	40.273	167	27.831	193	
3	5:09.521	3:53.795	160	46.714	157	29.012	190		12	1:32.471	23.954	212	40.933	164	27.584	194	
4	1:35.609	26.423	194	41.375	167	27.811	192		13	1:31.548	23.985	209	40.327	167	27.236	195	
5	1:35.336	24.231	209	40.434	167	30.671	186		14	1:31.330	23.956	209	40.119	170	27.255	194	
6	1:32.379	24.508	208	40.465	166	27.406	194		15	1:31.051	23.876	210	40.086	171	27.089	195	
7	1:31.849	24.166	209	40.365	170	27.318	194		16	1:31.047	23.832	211	40.163	171	27.052	194	
8	1:31.655	24.174	208	40.257	168	27.224	194		17	1:30.955	23.814	210	40.021	171	27.120	194	
9	1:31.459	23.992	209	40.181	170	27.286	196										

9 Armstrong, ITA

theoretical besttime: 1:29.954

1	2:47.038	1:31.461	158	46.143	156	29.434	187		10	1:30.400	23.780	212	39.699	177	26.921	196	
2	1:34.966	25.143	203	41.909	170	27.914	192		11	1:30.164	23.743	212	39.566	178	26.855	197	
3	1:31.931	24.245	210	40.320	174	27.366	194		12	1:40.138	23.671	213	40.739	160	35.728	196	
4	1:37.812	24.146	209	40.106	177	33.560			13	1:30.388	23.777	209	39.725	178	26.886	198	
5	4:38.422	3:28.619	200	41.937	168	27.866	187		14	1:36.916	23.810	213	45.560	165	27.546	196	
6	1:36.911	25.070	189	44.231	170	27.610	195		15	1:30.508	23.788	212	39.829	178	26.891	197	
7	1:32.061	23.864	209	40.058	166	28.139	193		16	1:30.268	23.746	211	39.702	180	26.820	196	
8	1:30.410	23.850	211	39.693	175	26.867	197		17	1:29.954	23.638	211	39.541	177	26.775	197	
9	1:33.819	23.678	212	40.481	165	29.660	197										

10 Wagner, DEU

theoretical besttime: 1:31.696

1	2:02.725	46.971	187	46.387	146	29.367	190		10	1:32.416	24.114	210	40.638	163	27.664	194	
2	1:35.022	25.100	204	41.604	158	28.318	193		11	1:32.084	23.997	210	40.399	162	27.688	194	
3	1:38.095	24.353	208	41.015	159	32.727			12	1:32.134	23.974	210	40.461	164	27.699	194	
4	3:54.431	2:42.536	154	43.711	160	28.184	191		13	1:32.028	24.016	210	40.409	164	27.603	195	
5	1:33.030	24.631	206	40.922	160	27.477	194		14	1:32.214	24.099	209	40.662	162	27.463	194	
6	1:32.613	24.020	209	40.950	160	27.643	193		14	1:31.737	23.935	210	40.355	159	27.447	194	
7	1:33.725	24.074	209	40.891	155	28.760	178		15	1:33.064	23.999	209	41.351	162	27.714	195	
8	1:33.749	24.964	205	40.882	160	27.903	193		16	1:31.914	23.968	212	40.411	165	27.535	194	
9	1:39.242	24.058	210	46.889	155	28.295	193		17	1:32.609	23.894	210	40.979	161	27.736	193	

11 Wishofer, AUT

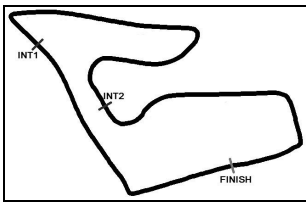
theoretical besttime: 1:30.892

1	1:57.264	44.344	197	43.841	152	29.079	187		9	1:31.643	24.008	208	40.324	173	27.311	193	
2	1:34.371	25.071	201	41.419	171	27.881	193		10	1:31.784	23.985	210	40.386	167	27.413	195	
3	1:38.124	24.248	209	41.121	170	32.755			11	1:32.216	23.994	202	40.617	173	27.605	194	
4	4:13.857	3:03.687	197	42.098	164	28.072	189		11	1:31.106	23.820	210	39.935	171	27.351	194	
5	1:33.096	24.310	207	40.908	174	27.878	191		12	1:40.939	25.212	198	41.988	164	33.739		
6	1:32.187	24.161	208	40.597	173	27.429	194		13	2:26.510	1:14.353	147	44.752	169	27.405	196	
7	1:32.073	23.979	209	40.687	169	27.407	193		14	1:31.399	23.884	212	40.378	170	27.137	197	
8	1:32.002	24.251	207	40.428	172	27.323	194		15	1:38.550	24.006	210	41.178	169	33.366		

12 Petrov, ITA

theoretical besttime: 1:31.184

1	9:33.745	8:21.925	196	42.568	165	29.252	190		7	1:32.165	23.918	210	40.041	177	28.206	194	
2	1:33.188	24.501	207	41.061	171	27.626	194		7	1:35.641	24.995	204	41.460	164	29.186	196	
3	1:32.587	24.170	208	40.629	171	27.788	193		8	1:31.327	23.908	209	40.117	173	27.302	195	
4	1:31.733	24.064	208	40.321	170	27.348	194		9	1:31.227	23.923	208	39.990	176	27.314	195	
5	1:31.628	24.078	209	40.264	174	27.286	196		10	1:38.497	24.682	205	40.339	169	33.476		
6	1:31.443	23.934	209	40.055	174	27.454	196										



Red Bull Ring, Length: 4318m
 Air temperature: 22.63°C
 Track temperature: 39.76°C
 Weather condition: Wet

ADAC Formel 4

Sector List Qualifying



Provisional

Reg. Nr.: AMF-CR 12/2017

Saturday, June 10, 2017 10:40:00



Lap	Time	SE1	SP1	SE2	SP2	SE3	SP3	TSP	Lap	Time	SE1	SP1	SE2	SP2	SE3	SP3	TSP
13	Scherer, CHE							theoretical besttime: 1:30.456									
1	14:13.683	12:56.500	204	47.852	120	29.331	188	7	1:30.708	23.884	211	39.777	175	27.047	193		
2	1:34.074	25.000	208	41.306	171	27.768	192	8	1:33.179	23.804	211	40.943	153	28.432	192		
3	1:31.558	24.172	209	39.981	175	27.405	189	9	1:30.615	23.815	211	39.645	177	27.155	193		
4	1:31.184	24.007	211	39.924	176	27.253	192	10	1:30.658	23.764	211	39.847	175	27.047	194		
5	1:31.278	23.938	211	39.906	176	27.434	191	11	1:30.741	24.025	211	39.653	177	27.063	194		
6	1:35.298	26.631	203	41.155	179	27.512	193	12	1:30.607	23.816	211	39.731	176	27.060	192		

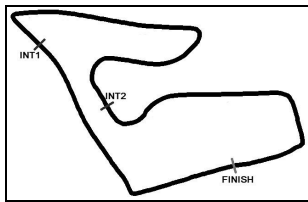
Lap	Time	SE1	SP1	SE2	SP2	SE3	SP3	TSP	Lap	Time	SE1	SP1	SE2	SP2	SE3	SP3	TSP
15	Maini, CHE							theoretical besttime: 1:31.026									
1	1:56.625	43.358	183	44.368	159	28.899	191	11	1:31.775	23.988	208	40.368	175	27.419	194		
2	1:33.945	24.797	207	41.222	168	27.926	193	12	1:31.661	24.052	207	40.189	176	27.420	194		
3	1:32.246	24.312	209	40.575	173	27.359	196	13	1:35.117	24.065	208	43.034	133	28.018	194		
4	1:31.621	23.968	211	40.343	174	27.310	194	14	1:39.349	24.039	209	45.702	154	29.608	195		
5	1:34.926	24.095	207	43.361	162	27.470	195	15	1:33.561	23.928	211	42.253	173	27.380	195		
6	1:34.032	24.014	208	41.056	160	28.962	196	16	1:31.137	23.883	212	40.007	173	27.247	195		
7	1:32.185	24.011	209	40.376	175	27.798	192	17	1:31.276	23.771	210	40.206	176	27.300	196		
8	1:32.532	24.323	210	40.788	177	27.421	194	17	1:32.732	23.870	210	41.142	170	27.720	195		
9	1:31.731	24.037	208	40.328	174	27.366	195	18	1:32.561	23.897	211	41.250	170	27.414	195		
10	1:32.215	24.097	209	40.354	175	27.764	194	19	1:31.164	23.852	211	40.145	175	27.167	195		

Lap	Time	SE1	SP1	SE2	SP2	SE3	SP3	TSP	Lap	Time	SE1	SP1	SE2	SP2	SE3	SP3	TSP
16	van Uiter, NLD							theoretical besttime: 1:30.306									
1	2:18.572	1:02.671	167	46.205	145	29.696	188	10	1:31.275	24.029	209	39.823	175	27.423	194		
2	1:34.165	24.656	208	41.682	170	27.827	194	11	1:31.142	23.971	210	40.145	175	27.026	196		
3	1:32.112	24.133	209	40.644	175	27.335	196	12	1:31.250	23.835	210	40.214	177	27.201	195		
4	1:31.533	23.908	211	40.262	174	27.363	198	13	1:30.898	23.842	211	39.940	170	27.116	196		
5	1:31.962	24.260	209	40.150	178	27.552	196	14	1:31.998	23.757	212	40.708	174	27.533	197		
6	1:31.586	23.924	209	40.269	171	27.393	195	15	1:32.990	23.742	211	41.030	130	28.218	196		
7	1:31.119	23.780	209	40.227	176	27.112	196	16	1:30.715	23.874	211	39.777	175	27.064	197		
7	1:33.380	23.954	210	41.468	171	27.958	192	16	1:31.485	23.660	213	40.095	172	27.730	196		
8	1:31.098	23.996	209	39.991	175	27.111	196	17	1:31.243	23.689	211	40.253	164	27.301	196		
9	1:30.929	23.995	210	39.864	175	27.070	195	18	1:30.544	23.898	211	39.725	178	26.921	196		

Lap	Time	SE1	SP1	SE2	SP2	SE3	SP3	TSP	Lap	Time	SE1	SP1	SE2	SP2	SE3	SP3	TSP
18	Hanses, DEU							theoretical besttime: 1:30.384									
1	14:04.791	12:53.495	180	43.349	155	27.947	194	7	1:31.777	23.668	213	40.771	162	27.338	197		
2	1:32.842	24.427	209	41.026	167	27.389	196	8	1:33.698	23.751	211	41.834	152	28.113	196		
3	1:31.961	24.027	210	40.234	174	27.700	195	9	1:30.630	23.726	212	39.846	175	27.058	196		
4	1:31.043	23.866	211	40.098	174	27.079	196	10	1:35.617	24.432	211	43.645	161	27.540	196		
5	1:30.777	23.823	211	39.826	176	27.128	195	11	1:30.635	23.829	211	39.861	172	26.945	196		
6	1:30.641	23.767	211	39.984	175	26.890	196	12	1:30.480	23.709	212	39.834	171	26.937	196		

Lap	Time	SE1	SP1	SE2	SP2	SE3	SP3	TSP	Lap	Time	SE1	SP1	SE2	SP2	SE3	SP3	TSP
25	Ghattas, DEU							theoretical besttime: 1:31.998									
1	2:26.856	1:01.993	154	47.296	150	37.567			9	1:33.378	24.259	209	41.214	167	27.905	194	
2	2:55.283	1:42.198	191	44.306	162	28.779	191		10	1:38.697	24.065	209	41.015	166	33.617		
3	1:34.111	24.626	209	41.283	165	28.202	191		11	2:57.208	1:48.130	202	41.051	165	28.027	191	
4	1:34.213	24.549	207	41.030	164	28.634	183		12	1:34.046	24.121	207	40.663	169	29.262	193	
5	1:33.276	24.591	208	40.891	164	27.794	193		13	1:32.851	24.187	207	40.814	161	27.850	193	
6	1:32.551	24.212	208	40.715	165	27.624	192		14	1:32.341	24.266	207	40.597	167	27.478	194	
7	1:32.329	24.309	208	40.455	166	27.565	193		15	1:32.540	24.188	207	40.676	167	27.676	193	
8	1:32.785	24.448	207	40.702	166	27.635	193		16	1:42.047	24.187	207	41.814	162	36.046		

Lap	Time	SE1	SP1	SE2	SP2	SE3	SP3	TSP	Lap	Time	SE1	SP1	SE2	SP2	SE3	SP3	TSP
26	Heinrich, DEU							theoretical besttime: 1:31.036									
1	2:28.631	1:08.409	133	49.168	144	31.054	183		9	3:12.094	1:56.593	162	47.392	166	28.109	192	
2	1:40.225	26.336	198	43.845	161	30.044	192		10	1:39.874	24.548	210	43.456	161	31.870	190	
3	1:34.222	24.402	209	41.458	166	28.362	193		11	1:32.335	24.289	211	40.622	169	27.424	196	
3	1:32.840	24.421	207	40.806	168	27.613	192		11	1:31.588	24.057	210	40.259	166	27.272	195	
4	1:32.381	24.209	207	40.770	169	27.402	192		12	1:31.568	23.946	210	40.381	169	27.241	194	
5	1:31.945	24.184	208	40.468	171	27.293	192		13	1:31.360	23.983	209	40.150	173	27.227	194	
6	1:32.013	24.190	207	40.434	171	27.389	193		14	1:34.729	24.044	210	40.525	166	30.160	196	
7	1:32.327	24.178	208	40.611	171	27.538	191		15	1:31.298	23.971	211	40.094	168	27.233	196	
8	1:39.426	24.235	208	40.790	166	34.401			16	1:31.036	23.887	210	40.050	170	27.099	193	



ADAC Formel 4

Sector List Qualifying

Provisional

Reg. Nr.: AMF-CR 12/2017

Saturday, June 10, 2017 10:40:00



Red Bull Ring, Length: 4318m
Air temperature: 22.63°C
Track temperature: 39.76°C
Weather condition: Wet

Lap	Time	SE1	SP1	SE2	SP2	SE3	SP3	TSP	Lap	Time	SE1	SP1	SE2	SP2	SE3	SP3	TSP
27 Nielsen, DNK									theoretical besttime: 1:30.202								
1	13:34.961	12:23.501	201	43.085	161	28.375	189		7	1:30.618	23.765	211	39.860	176	26.993	195	
2	1:33.425	24.767	205	41.245	168	27.413	193		8	1:51.628	28.275	142	54.394	133	28.959	194	
3	1:31.294	24.084	210	40.002	177	27.208	193		9	1:31.028	23.784	211	39.904	176	27.340	194	
4	1:30.918	23.918	211	39.988	175	27.012	195		10	1:30.551	23.767	212	39.778	177	27.006	195	
5	1:30.645	23.793	211	39.847	178	27.005	196		11	1:30.537	23.673	213	39.731	175	27.133	195	
6	1:30.403	23.745	212	39.692	180	26.966	194		12	1:30.393	23.661	214	39.575	174	27.157	195	

28 Schramm, DEU									theoretical besttime: 1:30.675								
1	14:06.385	12:54.956	169	43.447	160	27.982	193		7	1:31.144	23.937	210	40.028	173	27.179	194	
2	1:33.610	24.531	210	40.583	168	28.496	181		8	1:31.046	23.880	209	40.110	173	27.056	196	
3	1:32.659	24.515	211	40.449	166	27.695	195		9	1:30.987	23.855	211	39.929	174	27.203	196	
4	1:31.429	24.025	210	40.015	173	27.389	194		10	1:30.841	23.766	212	39.945	174	27.130	194	
5	1:31.188	23.889	211	40.021	174	27.278	194		11	1:37.016	24.776	196	44.544	156	27.696	194	
6	1:31.564	24.025	210	40.175	173	27.364	192		12	1:30.738	23.747	211	39.992	177	26.999	194	

33 Aberdein, DEU									theoretical besttime: 1:29.965								
1	10:03.257	8:45.836	166	45.493	166	31.928	163		8	1:30.544	23.701	214	39.762	177	27.081	198	
2	1:38.147	29.185	171	41.647	173	27.315	192		9	1:30.262	23.494	216	39.800	176	26.968	197	
3	1:47.579	24.174	211	54.151	163	29.254	198		10	1:30.350	23.637	211	39.680	178	27.033	196	
4	1:50.539	27.198	123	54.159	160	29.182	197		11	1:30.280	23.793	214	39.570	175	26.917	198	
5	1:31.222	23.692	217	40.279	177	27.251	198		12	1:30.245	23.547	215	39.797	178	26.901	199	
6	1:30.494	23.626	214	39.835	174	27.033	198		13	1:31.072	23.674	215	39.706	172	27.692	194	
7	1:30.860	23.777	213	39.862	178	27.221	197		14		23.788	215	43.838	164			

42 Hoogenboom, NLD									theoretical besttime: 1:30.521								
1	9:28.998	8:11.675	172	47.413	157	29.910	189		9	1:30.854	23.797	212	39.906	170	27.151	197	
2	1:34.824	25.327	198	41.953	166	27.544	195		10	1:30.853	23.774	211	39.970	170	27.109	198	
3	1:31.745	24.195	208	40.268	172	27.282	196		11	1:30.788	23.729	212	39.823	171	27.236	198	
4	1:32.872	23.978	209	40.707	162	28.187	198		12	1:30.577	23.741	211	39.808	175	27.028	198	
5	1:31.242	24.019	211	39.985	172	27.238	196		13	1:31.408	23.699	213	40.279	170	27.430	196	
6	1:31.263	23.967	210	40.074	169	27.222	196		14	1:30.874	23.889	210	39.871	172	27.114	195	
7	1:31.004	23.893	210	39.889	172	27.222	197		15	1:30.668	23.835	210	39.819	172	27.014	196	
8	1:30.777	23.864	211	39.808	174	27.105	197										

44 Vips, ITA									theoretical besttime: 1:30.321								
1	2:07.005	51.638	181	45.362	152	30.005	186		10	1:30.893	23.778	211	39.948	175	27.167	196	
2	1:38.392	25.775	197	43.439	152	29.178	189		11	1:30.750	23.763	211	39.947	175	27.040	196	
3	1:36.163	24.850	210	42.763	153	28.550	193		12	1:30.443	23.739	210	39.751	179	26.953	196	
4	1:42.082	24.429	211	41.687	155	35.966			13	1:31.779	23.730	211	40.056	163	27.993	196	
5	4:58.568	3:46.113	201	43.607	152	28.848	188		14	1:30.361	23.713	211	39.768	175	26.880	197	
6	1:40.807	25.465	197	46.897	157	28.445	193		15	1:41.647	23.912	212	46.047	177	31.688	196	
7	1:32.737	24.220	210	40.983	169	27.534	195		16	1:31.047	23.839	211	40.085	177	27.123	196	
8	1:31.611	24.049	211	40.335	174	27.227	196		17	1:30.479	23.840	211	39.728	177	26.911	197	
9	1:31.044	23.898	211	39.992	174	27.154	195										

68 Correa, ITA									theoretical besttime: 1:30.150								
1	2:07.896	52.758	182	45.849	157	29.289	188		10	1:36.840	23.795	215	41.967	122	31.078	192	
2	1:35.137	25.086	197	42.078	167	27.973	193		11	1:30.776	23.829	212	39.953	175	26.994	197	
3	1:33.023	24.255	209	41.054	169	27.714	193		12	1:30.437	23.786	212	39.736	178	26.915	197	
4	1:40.186	24.260	207	40.882	171	35.044			13	1:30.581	23.701	211	39.875	178	27.005	195	
5	5:07.510	3:55.208	203	43.308	160	28.994	173		14	1:30.464	23.857	211	39.832	179	26.775	198	
6	1:40.508	25.055	200	47.799	169	27.654	195		15	1:30.255	23.639	214	39.766	177	26.850	196	
7	1:32.969	23.952	210	41.715	171	27.302	197		16	1:31.014	23.758	212	39.978	175	27.278	195	
8	1:30.918	23.772	211	40.018	173	27.128	197		17	1:30.974	23.764	213	39.985	175	27.225	196	
9	1:30.583	23.775	212	39.739	177	27.069	198										



ADAC Formel 4

Sector List Qualifying

Provisional

Reg. Nr.: AMF-CR 12/2017

Saturday, June 10, 2017 10:40:00



Red Bull Ring, Length: 4318m

Air temperature: 22.63°C

Track temperature: 39.76°C

Weather condition: Wet

Lap	Time	SE1	SP1	SE2	SP2	SE3	SP3	TSP	Lap	Time	SE1	SP1	SE2	SP2	SE3	SP3	TSP
98 Piro, DEU									theoretical besttime: 1:30.853								
1	2:26.211	1:01.702	152	46.938	144	37.571			10	1:38.049	23.942	211	40.384	167	33.723		
2	2:53.993	1:42.936	200	42.424	159	28.633	192		11	2:53.241	1:41.591	194	43.058	161	28.592	191	
3	1:32.970	24.563	209	40.702	169	27.705	193		12	1:33.792	24.823	207	40.788	163	28.181	193	
4	1:32.161	24.247	209	40.376	170	27.538	194		13	1:31.812	24.093	209	40.135	170	27.584	193	
5	1:36.507	24.082	209	44.681	165	27.744	196		14	1:31.442	23.984	210	40.097	167	27.361	197	
6	1:31.644	24.052	211	40.257	172	27.335	195		15	1:31.175	23.863	211	39.876	170	27.436	195	
7	1:31.734	24.047	209	40.209	170	27.478	196		16	1:31.117	23.828	211	39.974	168	27.315	196	
8	1:32.226	24.309	212	40.319	170	27.598	196		17	1:31.185	23.778	212	40.085	169	27.322	194	
9	1:31.347	23.972	211	40.176	171	27.199	196		18	1:31.038	23.847	211	39.908	170	27.283	196	

Lap	Time	SE1	SP1	SE2	SP2	SE3	SP3	TSP	Lap	Time	SE1	SP1	SE2	SP2	SE3	SP3	TSP
99 Weerts, BEL									theoretical besttime: 1:31.164								
1	10:03.542	8:46.849	173	45.245	153	31.448	178		8	1:36.654	24.021	208	45.021	165	27.612	196	
2	1:39.701	29.506	161	42.420	168	27.775	194		9	1:31.350	23.965	209	40.188	173	27.197	196	
3	1:46.651	24.294	208	51.922	167	30.435	194		10	1:31.462	23.957	208	40.263	172	27.242	196	
4	1:34.141	24.068	209	40.543	169	29.530	193		11	1:31.387	23.997	208	40.184	173	27.206	196	
5	1:32.101	24.197	209	40.412	170	27.492	195		12	1:32.011	24.060	209	40.183	173	27.768	194	
6	1:31.841	24.153	208	40.307	171	27.381	193		13	1:31.663	24.058	208	40.272	172	27.333	195	
7	1:31.549	24.080	209	40.188	172	27.281	196		14	1:31.261	24.030	209	40.010	174	27.221	195	