



ADAC GT Masters

Result List Free Practice 2



Provisional

Red Bull Ring, Length: 4318m

Air temperature: 25.56°C

Track temperature: 29.96°C

Weather condition: Dry

Reg. Nr.: AMF-CR 12/2017

Friday, June 09, 2017 17:20:00

started : 28 classified : 28 not classified : 0

	Drivers	Team	Car	Lap	Best Time	Gap	Diff	Kph	Day Time
1	77 J.Gounon(FRA)(J)/D.Keilwitz(DEU)	Callaway Competition(DEU)	Corvette C7 GT3	28	1:28.147			176.3	18:21:27
2	26 S.Asch(DEU)/L.Auer(AUT)	BWT Mücke Motorsport(DEU)	Mercedes-AMG GT3	24	1:28.192	0.045	0.045	176.2	18:15:41
3	21 L.Stolz(DEU)(J)/L.Ludwig(DEU)	Mercedes-AMGTeamZAKSPEED(DEU)	Mercedes-AMG GT3	29	1:28.202	0.055	0.010	176.2	18:18:58
4	63 R.Ineichen(CHE)(T)/C.Engelhart(DEU)	GRT Grasser-Racing-Team(AUT)	Lamborghini Huracan GT3	24	1:28.246	0.099	0.044	176.1	18:07:39
5	48 I.Dontje(NLD)(J)/M.Kirchhöfer(DEU)	Mercedes-AMGTeamHTPMotorsport(DEU)	Mercedes-AMG GT3	29	1:28.479	0.332	0.233	175.6	18:20:47
6	42 R.Collard(GBR)(J)/P.Eng(AUT)	BMW Team Schnitzer(DEU)	BMW M6 GT3	29	1:28.558	0.411	0.079	175.5	18:15:32
7	84 P.Assenheimer(DEU)(J)/M.Götz(DEU)	Mercedes-AMGTeamHTPMotorsport(DEU)	Mercedes-AMG GT3	8	1:28.626	0.479	0.068	175.3	17:39:20
8	19 E.Perez Companc(ARG)(J)/M.Bortolotti(ITA)	GRT Grasser-Racing-Team(AUT)	Lamborghini Huracan GT3	26	1:28.692	0.545	0.066	175.2	18:13:07
9	3 M.Pommer(DEU)/K.van der Linde(ZAF)	Aust Motorsport(DEU)	Audi R8 LMS	8	1:28.901	0.754	0.209	174.8	17:32:25
10	6 F.Spengler(DEU)/C.Zanella(CHE)	HB Racing WDS Bau(AUT)	Lamborghini Huracan GT3	28	1:28.931	0.784	0.030	174.7	18:15:15
11	25 M.Ortmann(DEU)(J)/F.Stippler(DEU)	BWT Mücke Motorsport(DEU)	Audi R8 LMS	22	1:28.957	0.810	0.026	174.7	18:05:46
12	99 R.Renauer(DEU)/S.Müller(DEU)	Precote Herberth Motorsport(DEU)	Porsche 911 GT3 R	13	1:28.977	0.830	0.020	174.7	17:43:16
13	17 M.Jaminet(FRA)/M.Ammermüller(DEU)	KÜS TEAM75 Bernhard(DEU)	Porsche 911 GT3 R	17	1:29.005	0.858	0.028	174.6	17:51:00
14	7 N.Siedler(AUT)/M.Mapelli(ITA)	HB Racing WDS Bau(AUT)	Lamborghini Huracan GT3	20	1:29.034	0.887	0.029	174.5	18:18:06
15	20 N.Rogivue(CHE)(J)/N.Sylvest(DNK)(J)	Mercedes-AMGTeamZAKSPEED(DEU)	Mercedes-AMG GT3	26	1:29.113	0.966	0.079	174.4	18:05:00
16	13 S.Barth(DEU)(T)/M.Hackländer(DEU)	RWT Racing(AUT)	Corvette C7 GT3	16	1:29.114	0.967	0.001	174.4	17:48:17
17	2 J.Schmidt(CHE)(J)/C.Haase(DEU)	MontaplastbyLand-Motorsport(DEU)	Audi R8 LMS	31	1:29.207	1.060	0.093	174.2	18:19:49
18	4 D.Marschall(DEU)(J)/P.Niederhauser(CHE)	Aust Motorsport(DEU)	Audi R8 LMS	8	1:29.298	1.151	0.091	174.0	17:32:31
19	24 F.Salaquarda(CZE)/M.Winkelhock(DEU)	BWT Mücke Motorsport(DEU)	Audi R8 LMS	21	1:29.301	1.154	0.003	174.0	17:58:39
20	36 A.Macdowall(GBR)/K.Bachler(AUT)	Schütz Motorsport(DEU)	Porsche 911 GT3 R	10	1:29.330	1.183	0.029	174.0	17:38:25
21	44 M.Busch(DEU)/D.Busch(DEU)	Twin Busch Motorsport(DEU)	Audi R8 LMS	28	1:29.392	1.245	0.062	173.8	18:13:55
22	50 P.Geipel(DEU)/R.Frey(CHE)	YACO Racing(DEU)	Audi R8 LMS	38	1:29.433	1.286	0.041	173.8	18:19:02
23	8 M.Ahlin-Kottulinsky(SWE)(J)/R.Feller(CHE)(J)	Audi Sport racing academy(DEU)	Audi R8 LMS	17	1:29.440	1.293	0.007	173.8	17:50:41
24	1 C.De Phillippi(USA)/C.Mies(DEU)	MontaplastbyLand-Motorsport(DEU)	Audi R8 LMS	7	1:29.671	1.524	0.231	173.3	17:31:29
25	18 A.de Leener(BEL)/C.Friedrich(DEU)(J)	KÜS TEAM75 Bernhard(DEU)	Porsche 911 GT3 R	31	1:29.817	1.670	0.146	173.0	18:12:57
26	9 E.Erhart(DEU)/C.Höher(AUT)(J)	Audi Sport racing academy(DEU)	Audi R8 LMS	30	1:29.874	1.727	0.057	172.9	18:18:26
27	22 R.Lips(CHE)(T)/P.Huisman(NLD)(T)	MRS GT-Racing(DEU)	Nissan GT-RNISMO GT3	21	1:30.002	1.855	0.128	172.7	17:56:52
28	11 J.Knoll(CZE)/M.Fischer(AUT)(J)	Senkyr Motorsport(CZE)	BMW M6 GT3	26	1:30.808	2.661	0.806	171.1	18:04:59

Subject to final scrutineering!

Publication time:	Clerk of the Course: Andreas Meklau	Timekeeper: Steffen Ruhl
-------------------	-------------------------------------	--------------------------

ver: 1.0

www.adac.de/motorsport

Page 1/ 1 printed: 9.6.2017 18:22

CERTINA
S W I S S W A T C H E S



ADAC GT Masters

Sector List Free Practice 2



Provisional

Reg. Nr.: AMF-CR 12/2017

Red Bull Ring, Length: 4318m

Air temperature: 25.56°C

Track temperature: 29.96°C

Weather condition: Dry

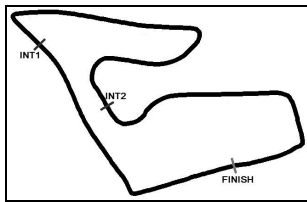
Friday, June 09, 2017 17:20:00

Lap	Time	SE1	SP1	SE2	SP2	SE3	SP3	TSP	Lap	Time	SE1	SP1	SE2	SP2	SE3	SP3	TSP
1 De Phillippi, USA / Mies, DEU									theoretical besttime: 1:29.402								
1	2:22.970	1:08.343	169	44.021	137	30.606	200		17	1:30.294	23.170	232	39.561	167	27.563	204	
2	1:34.298	24.341	231	41.216	153	28.741	202		18	1:34.782	22.924	235	39.727	173	32.131		
3	1:32.129	23.504	232	40.313	157	28.312	204		19	2:30.766	1:23.191	231	39.854	169	27.721	203	
4	1:30.499	23.065	232	39.737	173	27.697	204		20	1:29.979	22.857	235	39.682	172	27.440	205	
5	1:29.822	23.056	232	39.477	174	27.289	206		21	1:29.872	22.896	235	39.609	171	27.367	205	
6	1:29.956	22.875	233	39.821	176	27.260	204		22	1:29.895	22.959	235	39.542	169	27.394	204	
7	1:29.671	22.932	233	39.394	173	27.345	203		23	1:29.727	22.890	235	39.547	174	27.290	205	
8	1:34.920	22.865	234	39.940	165	32.115			24	1:29.926	22.847	235	39.768	168	27.311	204	
9	3:21.872	2:12.863	233	40.380	105	28.629	204		25	1:33.664	22.778	234	39.539	171	31.347		
10	1:30.820	23.004	234	40.241	170	27.575	204		26	3:44.168	2:36.122	183	40.531	165	27.515	204	
11	1:35.166	22.797	235	40.859	173	31.510			27	1:29.826	22.916	234	39.680	169	27.230	204	
12	3:20.994	2:11.512	230	39.857	171	29.625	204		28	1:29.738	22.836	234	39.546	171	27.356	203	
13	1:29.992	22.910	235	39.609	175	27.473	203		29	1:29.806	22.846	234	39.546	170	27.414	204	
14	1:35.704	22.992	234	39.774	171	32.938			30	1:29.718	22.790	234	39.627	172	27.301	205	
15	3:53.978	2:43.921	230	40.077	170	29.980	203		31	1:34.890	22.789	236	39.622	170	32.479		
16	1:29.837	22.958	234	39.568	174	27.311	204										

2 Schmidt, CHE / Haase, DEU									theoretical besttime: 1:29.035								
1	2:46.135	1:33.254	197	44.033	148	28.848	202		17	1:31.218	22.872	234	39.670	170	28.676	205	
2	1:32.965	23.690	230	41.088	164	28.187	203		18	1:34.162	22.729	235	39.633	177	31.800		
3	1:33.103	23.100	234	41.833	132	28.170	205		19	3:04.354	1:55.737	230	40.983	167	27.634	201	
4	1:30.281	22.976	234	39.674	169	27.631	204		20	1:30.000	23.068	235	39.531	168	27.401	204	
5	1:30.082	22.798	234	39.749	171	27.535	205		21	1:29.616	22.875	234	39.496	170	27.245	205	
6	1:34.115	22.790	235	40.083	166	31.242	203		22	1:29.831	23.019	234	39.505	168	27.307	204	
7	1:29.659	22.775	235	39.612	170	27.272	204		23	1:29.552	22.875	234	39.352	167	27.325	204	
8	1:34.545	22.781	234	39.642	167	32.122			24	1:35.515	22.921	234	39.423	170	33.171		
9	2:52.861	1:44.393	230	40.773	166	27.695	203		25	6:32.780	5:24.783	231	39.851	168	28.146	205	
10	1:29.838	22.923	234	39.611	170	27.304	206		26	1:30.295	22.922	234	39.538	168	27.835	201	
11	1:29.784	22.871	234	39.566	172	27.347	203		27	1:29.720	22.978	234	39.480	171	27.262	206	
12	1:29.778	22.868	234	39.610	174	27.300	204		28	1:29.235	22.814	235	39.250	172	27.171	204	
13	1:35.009	22.901	234	39.710	173	32.398			29	1:29.737	22.850	234	39.611	169	27.276	206	
14	5:05.148	3:53.320	228	43.554	167	28.274	204		30	1:29.216	22.808	234	39.166	174	27.242	206	
15	1:29.615	22.855	234	39.504	175	27.256	205		31	1:29.207	22.845	234	39.222	171	27.140	206	
16	1:31.516	22.768	234	39.554	173	29.194	203		32	1:29.358	22.772	234	39.324	178	27.262	206	

3 Pommer, DEU / van der Linde, ZAF									theoretical besttime: 1:28.836								
1	1:56.634	46.618	223	41.400	167	28.616	205		10	8:25.827	7:15.362	227	42.224	150	28.241	203	
2	1:32.649	24.098	235	39.759	170	28.792	201		11	1:30.477	23.179	235	39.660	168	27.638	203	
3	1:29.407	22.794	237	39.334	173	27.279	206		12	1:29.719	23.058	235	39.223	173	27.438	206	
4	1:29.213	22.733	237	39.269	174	27.211	206		13	1:29.597	22.772	236	39.499	169	27.326	204	
5	1:29.452	22.807	236	39.327	176	27.318	207		14	1:29.355	22.772	236	39.283	175	27.300	204	
6	1:29.033	22.637	238	39.248	177	27.148	207		15	1:32.138	22.848	236	40.890	105	28.400	206	
7	1:29.304	22.773	236	39.244	176	27.287	207		16	1:29.284	22.708	238	39.380	174	27.196	206	
8	1:28.901	22.702	237	39.097	173	27.102	206		17	1:53.918	22.746	236	51.953	158	39.219		
9	1:36.508	22.704	237	39.671	167	34.133											

4 Marschall, DEU / Niederhauser, CHE									theoretical besttime: 1:29.145								
1	1:58.842	46.572	204	43.386	145	28.884	201		12	1:29.760	22.744	236	39.815	163	27.201	204	
2	1:33.193	23.292	226	41.040	155	28.861	201		13	1:29.630	22.908	235	39.537	170	27.185	205	
3	1:31.371	23.291	235	40.218	157	27.862	203		14	1:34.163	22.816	237	39.546	165	31.801		
4	1:29.521	22.834	235	39.359	165	27.328	204		15	4:55.042	3:46.690	228	40.746	164	27.606	204	
5	1:29.511	22.781	236	39.396	165	27.334	205		16	1:30.872	23.185	234	40.182	168	27.505	204	
6	1:29.705	22.734	236	39.555	173	27.416	205		17	1:30.130	23.001	234	39.861	164	27.268	205	
7	1:29.629	22.785	235	39.595	168	27.249	205		18	1:30.136	23.020	234	39.717	168	27.399	204	
8	1:29.298	22.819	236	39.326	171	27.153	206		19	1:29.980	22.962	235	39.704	169	27.314	205	
9	1:36.175	22.679	235	39.770	164	33.726			20	1:29.761	22.892	236	39.629	166	27.240	205	
10	3:51.475	2:43.205	229	40.328	158	27.942	205		21	1:29.631	22.845	236	39.646	168	27.140	206	
11	1:29.803	22.883	236	39.630	161	27.290	206		22	1:35.641	22.875	236	40.715	159	32.051		



ADAC GT Masters

Sector List Free Practice 2



Provisional

Reg. Nr.: AMF-CR 12/2017

Red Bull Ring, Length: 4318m

Air temperature: 25.56°C

Track temperature: 29.96°C

Weather condition: Dry

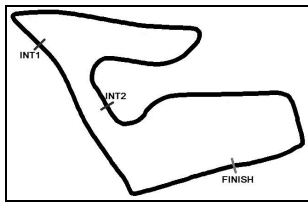
Friday, June 09, 2017 17:20:00

Lap	Time	SE1	SP1	SE2	SP2	SE3	SP3	TSP	Lap	Time	SE1	SP1	SE2	SP2	SE3	SP3	TSP
6 Spengler, DEU / Zanella, CHE									theoretical besttime: 1:28.791								
1	2:08.525	53.116	194	43.992	130	31.417	199		17	1:33.390	23.699	235	41.604	154	28.087	204	
2	1:31.454	23.428	230	40.009	163	28.017	202		18	1:29.890	23.042	235	39.476	165	27.372	207	
3	1:30.329	23.017	234	39.578	169	27.734	203		19	1:34.953	22.955	235	39.498	164	32.500		
4	1:30.403	23.184	234	39.560	173	27.659	203		20	12:18.444	11:04.762	202	44.777	157	28.905	201	
5	1:29.667	22.894	235	39.320	174	27.453	204		21	1:32.070	23.330	234	40.713	167	28.027	204	
6	1:29.541	22.746	235	39.332	176	27.463	204		22	1:29.939	23.027	234	39.391	170	27.521	203	
7	1:29.593	22.824	235	39.331	175	27.438	205		23	1:29.096	22.740	235	39.181	173	27.175	206	
8	1:29.586	22.861	235	39.312	175	27.413	204		24	1:29.308	22.685	235	39.218	176	27.405	204	
9	1:33.811	22.789	235	39.383	174	31.639			25	1:29.121	22.790	235	39.059	179	27.272	204	
10	3:03.526	1:55.868	230	39.940	169	27.718	203		26	1:28.995	22.636	235	39.061	175	27.298	205	
11	1:29.913	23.068	235	39.500	173	27.345	205		27	1:29.341	22.782	235	39.166	176	27.393	203	
12	1:29.744	22.826	236	39.504	178	27.414	205		28	1:28.931	22.744	236	39.084	174	27.103	206	
13	1:29.695	22.898	235	39.389	174	27.408	206		29	1:28.965	22.666	235	39.133	175	27.166	206	
14	1:33.002	22.817	235	39.460	168	30.725	204		30	1:28.998	22.642	235	39.052	176	27.304	206	
15	1:30.202	23.100	235	39.467	171	27.635	206		31	1:56.328	26.329	189	48.624	156	41.375		
16	1:32.774	23.050	236	39.633	166	30.091	175										

Lap	Time	SE1	SP1	SE2	SP2	SE3	SP3	TSP	Lap	Time	SE1	SP1	SE2	SP2	SE3	SP3	TSP
7 Siedler, AUT / Mapelli, ITA									theoretical besttime: 1:28.866								
1	2:20.057	54.181	173	48.864	132	37.012			12	1:29.954	22.816	235	39.469	177	27.669	200	
2	4:31.268	3:15.529	197	43.686	140	32.053	199		13	1:29.480	22.911	234	39.292	177	27.277	203	
3	1:35.349	24.390	209	42.256	147	28.703	202		14	1:29.331	22.821	236	39.232	176	27.278	204	
4	1:30.596	23.193	231	39.835	170	27.568	204		15	1:36.604	22.707	236	41.450	157	32.447		
5	1:34.727	23.012	232	39.863	163	31.852			16	20:18.133	19:09.825	225	40.368	168	27.940	200	
6	4:08.813	3:00.423	230	40.402	160	27.988	201		17	1:30.255	23.200	232	39.691	170	27.364	205	
7	1:30.742	23.037	233	39.884	174	27.821	204		18	1:29.517	22.741	235	39.254	175	27.522	200	
8	1:30.393	23.057	234	39.723	170	27.613	203		19	1:29.290	22.941	232	39.241	169	27.108	205	
9	1:34.897	22.856	234	40.057	162	31.984			20	1:29.034	22.677	233	39.081	168	27.276	204	
10	3:52.970	2:40.834	190	43.464	151	28.672	200		21	1:30.521	23.003	232	39.523	170	27.995	203	
11	1:34.496	24.618	209	41.589	153	28.289	202		22	1:29.178	22.829	234	39.153	169	27.196	205	

Lap	Time	SE1	SP1	SE2	SP2	SE3	SP3	TSP	Lap	Time	SE1	SP1	SE2	SP2	SE3	SP3	TSP
8 Ahlin-Kottulinsky, SWE / Feller, CHE									theoretical besttime: 1:29.217								
1	2:39.609	1:24.910	179	45.411	147	29.288	202		19	2:35.877	1:27.829	216	40.273	163	27.775	204	
2	1:32.210	23.685	231	40.351	163	28.174	205		20	1:31.554	23.197	236	40.281	167	28.076	203	
3	1:35.180	23.170	236	43.772	155	28.238	205		21	1:30.642	23.114	235	39.749	161	27.779	205	
4	1:31.357	22.920	236	40.324	161	28.113	206		22	1:30.140	22.896	236	39.735	163	27.509	206	
5	1:31.270	23.259	235	40.400	169	27.611	205		23	1:30.249	23.087	235	39.606	164	27.556	205	
6	1:30.222	22.849	234	39.680	167	27.693	206		24	1:30.395	23.100	235	39.683	166	27.612	203	
7	1:34.864	22.816	235	39.692	164	32.356			25	1:29.814	22.888	236	39.515	168	27.411	204	
8	5:14.867	4:01.998	195	43.949	148	28.920	201		26	1:30.807	22.881	235	39.628	162	28.298	195	
9	1:31.640	23.582	232	40.003	157	28.055	204		27	1:30.343	23.232	235	39.491	164	27.620	205	
10	1:30.149	22.917	234	39.565	166	27.667	206		28	1:38.813	23.098	235	40.124	162	35.591		
11	1:29.650	22.856	235	39.422	167	27.372	206		29	3:06.836	1:59.103	231	39.839	164	27.894	202	
12	1:29.727	22.788	236	39.479	169	27.460	206		30	1:31.399	23.127	236	40.588	161	27.684	204	
13	1:29.773	22.808	235	39.448	168	27.517	206		31	1:30.116	22.993	237	39.518	162	27.605	205	
14	1:29.883	22.839	236	39.498	167	27.546	206		32	1:29.866	23.006	235	39.295	163	27.565	205	
15	1:29.891	22.750	238	39.741	168	27.400	206		33	1:29.648	22.982	235	39.367	165	27.299	206	
16	1:30.824	22.983	237	40.471	163	27.370	206		34	1:29.520	22.954	235	39.257	166	27.309	207	
17	1:29.440	22.661	236	39.416	168	27.363	206		35	1:36.818	23.009	235	39.630	162	34.179		
18	1:34.759	22.718	237	39.683	167	32.358											

Lap	Time	SE1	SP1	SE2	SP2	SE3	SP3	TSP	Lap	Time	SE1	SP1	SE2	SP2	SE3	SP3	TSP
9 Erhart, DEU / Höher, AUT									theoretical besttime: 1:29.673								
1	3:00.946	1:47.311	174	44.215	145	29.420	198		17	1:30.332	23.077	235	39.667	169	27.588	203	
2	1:33.125	24.192	231	40.670	157	28.263	201		18	1:30.068	23.008	236	39.661	166	27.399	204	
3	1:31.316	23.314	233	40.067	160	27.935	202		19	1:29.982	22.917	235	39.652	167	27.413	205	
4	1:30.820	23.196	234	39.768	161	27.856	203		20	1:34.903	23.176	236	40.038	162	31.689		
5	1:32.167	23.127	234	39.966	165	29.074	202		21	2:51.150	1:42.323	228	40.510	157	28.317	201	
6	1:30.960	23.356	234	39.747	163	27.857	202		22	1:30.948	23.217	234	39.947	161	27.784	204	
7	1:30.503	23.067	235	39.927	165	27.509	203		23	1:30.150	22.932	235	39.537	160	27.681	204	
8	1:30.439	23.032	235	39.711	167	27.696	203		24	1:30.143	22.969	235	39.562	162	27.612	204	
9	1:34.980	23.057	234	39.861	165	32.062			25	1:29.901	22.849	235	39.532	162	27.520	204	
10	9:55.187	8:47.047	228	40.348	162	27.792	202		26	1:29.946	22.985	235	39.455	164	27.506	204	
11	1:30.780	23.211	233	39.811	166	27.758	201		27	1:30.128	23.014	234	39.569	163	27.545	205	



ADAC GT Masters

Sector List Free Practice 2



Provisional

Reg. Nr.: AMF-CR 12/2017

Red Bull Ring, Length: 4318m

Air temperature: 25.56°C

Track temperature: 29.96°C

Weather condition: Dry

Friday, June 09, 2017 17:20:00

Lap	Time	SE1	SP1	SE2	SP2	SE3	SP3	TSP	Lap	Time	SE1	SP1	SE2	SP2	SE3	SP3	TSP
12	1:34.781	23.240	234	39.819	165	31.722			28	1:32.763	24.978	205	39.756	167	28.029	204	
13	3:00.709	1:47.152	225	44.287	151	29.270	198		29	1:30.067	23.042	234	39.499	165	27.526	205	
14	1:34.518	23.937	231	41.376	156	29.205	197		30	1:29.874	22.950	234	39.425	169	27.499	205	
15	1:33.922	23.688	232	42.067	159	28.167	202		31	1:30.687	22.991	234	39.576	155	28.120	204	
16	1:30.508	23.245	235	39.669	166	27.594	203		32	1:31.180	22.951	234	39.626	165	28.603	204	

11 Knoll, CZE / Fischer, AUT

theoretical besttime: 1:30.493

1	2:36.063	1:14.691	158	47.936	139	33.436	196		19	2:50.856	1:39.638	212	42.535	152	28.683	204	
2	1:34.356	24.057	236	41.378	151	28.921	205		20	1:32.374	23.320	235	40.825	155	28.229	203	
3	1:34.322	23.429	236	42.274	153	28.619	206		21	1:32.614	23.044	238	40.888	149	28.682	205	
4	1:33.379	23.072	235	41.600	156	28.707	205		22	1:31.550	23.045	236	40.391	159	28.114	205	
5	1:33.460	22.971	236	42.060	158	28.429	206		23	1:31.576	23.010	231	40.376	158	28.190	205	
6	1:31.541	23.226	238	40.265	160	28.050	206		24	1:31.195	22.987	236	39.999	161	28.209	204	
7	1:31.482	23.095	237	40.172	156	28.215	204		25	1:31.305	23.125	237	40.104	163	28.076	205	
8	1:31.499	23.069	237	40.351	155	28.079	204		26	1:30.808	23.010	238	39.971	160	27.827	205	
9	1:41.130	23.378	236	41.038	155	36.714			27	1:31.003	22.978	237	39.779	165	28.246	187	
10	4:00.587	2:50.300	225	41.781	153	28.506	201		28	1:40.229	23.782	234	40.574	157	35.873		
11	1:32.237	23.345	233	40.582	156	28.310	204		29	2:52.957	1:43.981	233	40.759	154	28.217	206	
12	1:31.293	23.020	233	40.220	161	28.053	202		30	1:31.865	23.302	212	40.557	160	28.006	204	
13	1:31.566	23.140	236	40.333	159	28.093	203		31	1:31.865	22.918	238	40.861	165	28.086	205	
14	1:31.106	23.095	237	40.077	160	27.934	204		32	1:31.982	22.971	237	41.075	160	27.936	205	
15	1:31.185	23.009	238	40.059	156	28.117	204		33	1:30.855	22.905	236	39.958	161	27.992	206	
16	1:31.176	22.977	237	40.188	156	28.011	207		34	1:32.739	22.887	239	41.504	154	28.348	206	
17	1:31.634	22.981	235	40.516	157	28.137	204		35	1:37.685	23.153	238	41.079	153	33.453		
18	1:38.595	23.036	237	41.143	149	34.416											

13 Barth, DEU / Hackländer, DEU

theoretical besttime: 1:28.794

1	2:34.867	1:19.504	186	44.649	146	30.714	204		11	1:37.329	22.611	241	39.394	167	35.324		
2	1:33.283	23.845	237	40.773	149	28.665	206		12	4:35.239	3:28.433	236	39.525	165	27.281	209	
3	1:32.027	22.859	239	40.043	156	29.125	208		13	1:29.540	22.729	240	39.573	160	27.238	204	
4	1:30.123	22.681	240	39.812	157	27.630	207		14	1:29.377	22.695	240	39.450	167	27.232	209	
5	1:29.895	22.711	239	39.536	156	27.648	208		15	1:29.186	22.564	241	39.298	161	27.324	206	
6	1:29.495	22.609	240	39.492	156	27.394	209		16	1:29.114	22.594	241	39.224	164	27.296	208	
7	1:29.324	22.550	240	39.416	158	27.358	210		17	1:35.064	22.388	241	40.271	153	32.405		
8	1:29.150	22.637	240	39.331	162	27.182	208		18	4:01.361	2:44.773	228	40.957	152	35.631		
9	1:30.014	23.199	239	39.469	163	27.346	208		19	4:27.576	3:08.784	220	43.126	155	35.666		
10	1:29.457	22.669	240	39.536	160	27.252	207										

17 Jaminet, FRA / Ammermüller, DEU

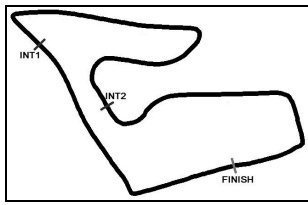
theoretical besttime: 1:28.781

1	1:49.430	34.554	201	43.007	154	31.869	206		13	1:30.418	22.988	237	39.922	163	27.508	207	
2	1:30.687	22.896	237	40.031	168	27.760	207		14	1:29.060	22.631	238	39.274	168	27.155	208	
3	1:30.633	23.094	237	39.916	166	27.623	207		15	1:30.004	22.608	239	39.385	165	28.011	207	
4	1:29.802	22.682	238	39.600	169	27.520	206		16	1:29.134	22.560	239	39.405	169	27.169	209	
5	1:30.034	22.938	238	39.577	174	27.519	208		17	1:29.005	22.507	240	39.119	173	27.379	208	
6	1:29.861	22.667	239	39.719	173	27.475	208		18	1:29.066	22.567	240	39.267	173	27.232	209	
7	1:33.996	22.663	239	39.660	169	31.673			19	1:33.775	22.522	241	39.241	170	32.012		
8	2:36.765	1:27.013	166	41.875	159	27.877	207		20	14:20.035	13:11.966	231	40.428	167	27.641	208	
9	1:29.806	22.719	238	39.563	173	27.524	206		21	1:29.065	22.615	239	39.281	170	27.169	209	
10	1:29.575	22.618	239	39.537	176	27.420	207		22	1:32.213	22.557	239	40.768	140	28.888	208	
11	1:33.737	22.664	239	39.505	170	31.568			23	1:29.162	22.590	240	39.242	168	27.330	209	
12	5:27.910	4:11.774	181	45.766	140	30.370	204		24	1:33.634	22.510	240	39.386	173	31.738		

18 de Leener, BEL / Friedrich, DEU

theoretical besttime: 1:29.398

1	1:45.948	33.862	210	43.131	150	28.955	201		19	1:30.596	22.946	238	39.852	171	27.798	203	
2	1:32.449	23.806	233	40.525	158	28.118	205		20	1:35.082	22.893	238	39.881	172	32.308		
3	1:30.992	23.272	235	40.003	152	27.717	206		21	3:09.099	1:57.310	203	43.309	161	28.480	201	
4	1:30.853	22.987	236	39.903	158	27.963	202		22	1:33.465	23.487	234	41.566	162	28.412	204	
5	1:31.414	22.972	236	40.612	156	27.830	204		23	1:30.522	23.121	236	39.990	170	27.411	205	
6	1:30.435	22.781	237	39.998	162	27.656	205		24	1:30.212	22.890	237	39.487	172	27.835	204	
7	1:30.666	22.861	238	39.995	160	27.810	203		25	1:30.124	23.018	237	39.668	172	27.438	205	
8	1:36.355	22.927	237	40.327	164	33.101			26	1:29.919	22.879	237	39.640	173	27.400	206	
9	3:20.445	2:12.518	232	40.254	160	27.673	204		27	1:29.846	22.878	237	39.562	175	27.406	205	
10	1:30.824	22.885	237	40.178	161	27.761	204		28	1:34.728	22.826	237	39.645	170	32.257		



ADAC GT Masters

Sector List Free Practice 2



Provisional

Reg. Nr.: AMF-CR 12/2017

Red Bull Ring, Length: 4318m

Air temperature: 25.56°C

Track temperature: 29.96°C

Weather condition: Dry

Friday, June 09, 2017 17:20:00

Lap	Time	SE1	SP1	SE2	SP2	SE3	SP3	TSP	Lap	Time	SE1	SP1	SE2	SP2	SE3	SP3	TSP
11	1:30.641	22.802	238	40.155	163	27.684	204		29	2:31.511	1:24.394	234	39.800	165	27.317	207	
12	1:31.166	22.884	237	40.425	164	27.857	205		30	1:30.254	22.680	237	39.650	163	27.924	206	
13	1:30.373	22.779	237	39.787	160	27.807	203		31	1:29.817	22.745	238	39.562	160	27.510	205	
14	1:36.059	22.865	238	39.825	161	33.369			32	1:30.121	22.810	239	39.639	163	27.672	205	
15	2:30.729	1:22.568	234	40.398	166	27.763	204		33	1:30.189	22.824	237	39.551	164	27.814	207	
16	1:31.023	23.103	236	40.146	171	27.774	203		34	1:30.013	22.724	237	39.697	164	27.592	205	
17	1:30.824	23.049	236	40.111	170	27.664	204		35	1:30.236	22.594	238	40.029	162	27.613	205	
18	1:30.620	22.936	238	40.023	170	27.661	203		36	1:35.723	23.330	225	40.098	161	32.295		

19 Perez Companc, ARG / Bortolotti, ITA

theoretical besttime: 1:28.604

1	1:41.011	31.034	226	41.866	160	28.111	205		16	1:32.439	22.868	237	41.746	160	27.825	206	
2	1:31.134	23.251	235	40.056	165	27.827	206		17	1:30.705	22.852	237	39.941	165	27.912	205	
3	1:30.380	22.919	237	39.715	166	27.746	206		18	1:30.724	23.218	237	39.723	167	27.783	206	
4	1:30.156	22.866	238	39.605	170	27.685	202		19	1:30.130	22.844	238	39.736	164	27.550	205	
5	1:30.130	22.801	238	39.747	171	27.582	205		20	1:38.215	23.032	234	41.475	157	33.708		
6	1:38.846	23.425	225	42.528	158	32.893			21	7:34.217	6:16.349	190	46.044	144	31.824	200	
7	6:24.099	5:05.277	224	42.032	161	36.790			22	1:41.995	26.141	173	46.657	144	29.197	204	
8	2:38.415	1:27.729	216	42.041	153	28.645	203		23	1:32.167	23.709	233	40.618	156	27.840	206	
9	1:31.663	23.251	234	40.685	164	27.727	206		24	1:28.920	22.820	237	39.183	170	26.917	208	
10	1:30.107	22.869	237	39.795	166	27.443	207		25	1:28.850	22.669	236	39.225	174	26.956	207	
11	1:30.072	22.870	236	39.689	168	27.513	206		26	1:28.692	22.609	238	39.160	174	26.923	208	
12	1:29.845	22.716	238	39.598	168	27.531	207		27	1:30.098	22.672	236	39.085	163	28.341	205	
13	1:34.156	22.855	236	39.638	164	31.663			28	1:29.668	22.780	237	39.141	156	27.747	208	
14	2:39.253	1:28.277	195	42.405	160	28.571	203		29	1:29.343	22.676	236	39.078	174	27.589	206	
15	1:31.067	23.050	237	40.047	165	27.970	204		30	1:34.473	22.848	239	39.939	171	31.686		

20 Rogivue, CHE / Sylvest, DNK

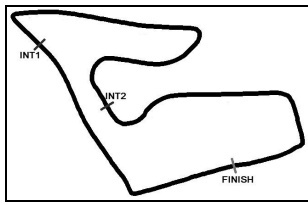
theoretical besttime: 1:29.063

1	2:59.514	1:45.301	193	45.043	142	29.170	200		17	1:29.945	22.851	234	39.650	173	27.444	206	
2	1:32.480	24.179	230	40.427	156	27.874	204		18	1:30.253	22.930	234	39.738	170	27.585	206	
3	1:30.576	23.088	234	39.761	159	27.727	204		19	1:29.689	22.818	236	39.545	177	27.326	206	
4	1:30.286	23.056	232	39.711	163	27.519	204		20	1:35.084	22.924	234	39.701	167	32.459		
5	1:33.557	23.017	234	40.145	152	30.395	205		21	4:06.816	2:53.280	196	44.540	155	28.996	185	
6	1:30.340	22.984	234	39.857	163	27.499	206		22	1:37.504	24.140	235	44.127	162	29.237	205	
7	1:29.678	22.811	235	39.689	162	27.178	206		23	1:32.568	23.231	232	41.970	167	27.367	206	
8	1:29.519	22.847	235	39.353	168	27.319	205		24	1:29.361	22.794	235	39.364	168	27.203	206	
9	1:29.786	22.914	235	39.616	163	27.256	206		25	1:29.184	22.755	234	39.247	171	27.182	207	
10	1:29.815	22.846	236	39.741	167	27.228	205		26	1:29.113	22.756	235	39.211	173	27.146	207	
11	1:29.428	22.708	236	39.456	163	27.264	206		27	1:29.654	22.742	236	39.339	166	27.573	204	
12	1:33.983	22.758	235	39.679	164	31.546			28	1:34.248	22.820	235	39.209	173	32.219		
13	3:01.433	1:54.438	231	39.649	173	27.346	205		29	2:49.581	1:37.976	218	39.689	168	31.916		
14	1:30.183	22.882	234	39.691	172	27.610	203		30	3:49.742	2:26.397	142	47.302	153	36.043		
15	1:30.217	23.039	234	39.709	174	27.469	204		31	2:35.810	1:23.392	229	40.090	161	32.328		
16	1:29.758	22.866	235	39.523	178	27.369	207		32	2:35.630	1:23.950	230	39.938	160	31.742		

21 Stolz, DEU / Ludwig, DEU

theoretical besttime: 1:28.096

1	2:23.349	56.852	133	52.109	118	34.388	165		16	3:29.208	2:19.124	203	42.176	150	27.908	206	
2	1:40.630	26.007	184	45.036	147	29.587	202		17	1:28.912	22.859	235	39.116	170	26.937	207	
3	1:38.451	24.172	206	44.431	147	29.848	189		18	1:28.657	22.604	236	39.093	171	26.960	208	
4	1:39.240	24.139	211	44.690	143	30.411	189		19	1:28.705	22.668	236	39.126	170	26.911	208	
5	1:47.657	25.987	176	45.629	145	36.041			20	1:28.505	22.598	237	39.037	174	26.870	208	
6	7:11.113	5:55.916	182	45.020	144	30.177	200		21	1:28.557	22.546	237	39.013	173	26.998	208	
7	1:39.465	25.768	168	43.549	133	30.148	202		22	1:32.902	23.932	198	41.999	172	26.971	208	
8	1:39.169	23.790	232	44.173	123	31.206	185		23	1:28.257	22.567	236	38.895	175	26.795	209	
9	1:45.229	25.002	192	43.428	141	36.799			24	1:35.885	22.807	236	39.780	161	33.298		
10	4:45.425	3:36.606	203	41.092	163	27.727	204		25	3:41.473	2:35.061	234	39.230	170	27.182	208	
11	1:30.145	23.000	236	39.492	169	27.653	206		26	1:28.675	22.534	237	39.070	172	27.071	207	
12	1:38.629	23.125	221	48.182	171	27.322	206		27	1:29.364	22.643	236	38.894	178	27.827	208	
13	1:29.180	22.698	236	39.220	173	27.262	206		28	1:29.796	22.769	236	38.928	174	28.099	207	
14	1:29.182	22.699	236	39.320	175	27.163	206		29	1:28.202	22.566	237	38.767	176	26.869	209	
15	1:34.109	22.813	238	39.316	169	31.980			30	1:29.874	22.559	237	38.917	177	28.398	202	



ADAC GT Masters

Sector List Free Practice 2



Provisional

Reg. Nr.: AMF-CR 12/2017

Red Bull Ring, Length: 4318m

Air temperature: 25.56°C

Track temperature: 29.96°C

Weather condition: Dry

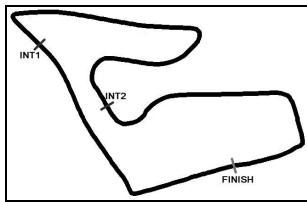
Friday, June 09, 2017 17:20:00

Lap	Time	SE1	SP1	SE2	SP2	SE3	SP3	TSP	Lap	Time	SE1	SP1	SE2	SP2	SE3	SP3	TSP
22 Lips, CHE / Huisman, NLD									theoretical besttime: 1:29.700								
1	2:38.765	1:23.371	171	45.529	137	29.865	204		16	1:30.530	22.745	242	40.205	166	27.580	208	
2	1:32.162	23.304	244	40.268	156	28.590	209		17	1:30.413	22.788	242	39.819	165	27.806	204	
3	1:31.482	23.142	240	40.423	168	27.917	208		18	1:37.162	23.820	237	40.802	162	32.540		
4	1:30.782	22.843	241	40.060	164	27.879	207		19	3:22.398	2:14.656	236	40.258	171	27.484	208	
5	1:30.254	22.712	242	40.002	166	27.540	207		20	1:30.496	22.611	242	40.020	178	27.865	203	
6	1:30.699	22.720	241	40.198	163	27.781	207		21	1:30.002	22.799	244	39.703	173	27.500	207	
7	1:30.668	22.921	242	40.039	166	27.708	207		22	1:30.016	22.513	243	39.849	164	27.654	206	
8	1:30.729	22.817	242	40.120	162	27.792	207		23	1:37.050	22.910	243	40.330	161	33.810		
9	1:30.388	22.685	242	39.951	169	27.752	207		24	3:58.602	2:46.022	237	40.157	167	32.423		
10	1:36.906	22.753	243	40.377	156	33.776			25	3:35.254	2:21.131	235	41.032	159	33.091		
11	3:25.962	2:16.588	238	40.412	161	28.962	207		26	3:00.066	1:42.493	167	44.769	164	32.804		
12	1:30.699	22.742	242	40.235	163	27.722	208		27	2:46.246	1:30.390	192	43.053	154	32.803		
13	1:30.426	22.805	242	40.085	164	27.536	207		28	2:56.222	1:43.456	236	40.330	165	32.436		
14	1:30.493	22.651	242	40.133	167	27.709	207		29	3:10.084	1:55.275	237	42.098	156	32.711		
15	1:30.222	22.687	242	39.823	166	27.712	208										

24 Salaquarda, CZE / Winkelhock, DEU									theoretical besttime: 1:29.111								
1	1:56.374	41.135	148	45.545	152	29.694	201		14	1:32.552	22.950	233	39.690	170	29.912	179	
2	1:33.734	24.958	214	40.877	163	27.899	204		15	1:31.510	23.908	231	40.129	164	27.473	205	
3	1:30.334	23.051	235	39.816	165	27.467	204		16	1:29.740	22.880	235	39.670	171	27.190	205	
4	1:30.782	22.944	235	40.203	158	27.635	205		17	1:29.319	22.822	234	39.435	177	27.062	205	
5	1:29.820	22.997	233	39.521	175	27.302	204		18	1:29.317	22.707	236	39.432	174	27.178	204	
6	1:29.849	22.919	234	39.592	169	27.338	204		19	1:29.415	22.836	235	39.459	173	27.120	206	
7	1:29.551	22.836	234	39.483	175	27.232	205		20	1:29.488	22.876	235	39.522	172	27.090	206	
8	1:29.573	22.818	235	39.512	167	27.243	205		21	1:29.301	22.774	236	39.422	174	27.105	205	
9	1:29.629	22.760	235	39.599	175	27.270	204		22	1:29.413	22.713	235	39.342	170	27.358	205	
10	1:29.758	22.858	235	39.605	174	27.295	205		23	1:35.896	22.834	235	39.474	173	33.588		
11	1:36.314	22.779	236	39.742	165	33.793			24	6:17.262	5:05.361	231	39.923	162	31.978		
12	7:58.308	6:46.558	219	41.795	153	29.955	203		25	2:34.351	1:22.648	230	39.850	168	31.853		
13	1:34.802	23.267	234	41.345	151	30.190	204										

25 Ortmann, DEU / Stippler, DEU									theoretical besttime: 1:28.815								
1	2:30.976	1:17.536	204	43.989	158	29.451	197		14	1:30.246	22.914	235	39.776	162	27.556	205	
2	1:35.137	23.645	230	43.229	166	28.263	204		15	1:30.204	22.761	236	39.982	160	27.461	205	
3	1:31.055	23.141	235	39.954	162	27.960	204		16	1:30.000	22.964	236	39.668	164	27.368	204	
4	1:30.093	23.048	232	39.652	177	27.393	203		17	1:34.473	22.938	236	39.584	161	31.951		
5	1:30.223	23.282	230	39.750	177	27.191	204		18	3:05.822	1:54.246	170	42.428	154	29.148	202	
6	1:29.544	22.997	232	39.320	175	27.227	204		19	1:34.708	23.176	230	43.921	161	27.611	205	
7	1:30.924	22.985	233	39.478	177	28.461	189		20	1:29.437	22.942	235	39.458	163	27.037	206	
8	1:34.531	24.634	189	42.153	172	27.744	204		21	1:31.978	22.837	235	41.911	159	27.230	206	
9	1:29.859	23.084	233	39.437	178	27.338	204		22	1:28.957	22.711	235	39.280	166	26.966	206	
10	1:29.627	22.866	234	39.374	177	27.387	203		23	1:29.138	22.837	235	39.138	165	27.163	203	
11	1:34.626	22.876	234	39.414	175	32.336			24	1:29.606	22.986	235	39.549	170	27.071	205	
12	11:12.468	10:03.446	229	40.953	158	28.069	204		25	1:29.363	22.769	235	39.403	166	27.191	206	
13	1:30.746	23.056	234	40.038	159	27.652	204		26	1:52.994	27.215	145	48.899	135	36.880		

26 Asch, DEU / Auer, AUT									theoretical besttime: 1:28.110								
1	2:13.152	43.328	159	53.240	120	36.584	162		14	1:34.232	22.730	235	39.288	177	32.214		
2	1:48.182	28.186	165	46.459	133	33.537	191		15	3:45.895	2:37.973	228	40.535	165	27.387	206	
3	1:38.562	24.863	207	42.726	149	30.973	199		16	1:33.434	22.717	238	39.200	172	31.517		
4	1:45.498	26.003	163	47.402	132	32.093	197		17	9:51.088	8:41.888	177	41.591	166	27.609	206	
5	1:38.720	26.587	152	43.642	157	28.491	203		18	1:29.804	22.946	235	39.477	172	27.381	207	
6	1:29.471	22.935	234	39.184	173	27.352	205		19	1:28.344	22.617	236	38.810	177	26.917	206	
7	1:29.040	22.676	236	39.111	174	27.253	204		20	1:28.509	22.699	236	38.934	175	26.876	206	
8	1:29.453	22.773	236	39.330	175	27.350	206		21	1:33.512	22.571	238	39.687	171	31.254		
9	1:36.154	22.553	237	39.307	168	34.294			22	2:52.697	1:42.312	182	43.132	171	27.253	207	
10	7:26.193	6:16.623	230	39.656	166	29.914	204		23	1:31.386	22.762	236	41.038	151	27.586	207	
11	1:29.345	22.789	235	39.231	179	27.325	205		24	1:28.192	22.575	236	38.811	175	26.806	207	
12	1:30.746	24.148	230	39.336	174	27.262	205		25	1:29.237	22.494	237	38.888	173	27.855	206	
13	1:29.098	22.696	236	39.247	177	27.155	204		26	1:34.197	22.877	238	39.791	172	31.529		



ADAC GT Masters

Sector List Free Practice 2



Provisional

Reg. Nr.: AMF-CR 12/2017

Red Bull Ring, Length: 4318m

Air temperature: 25.56°C

Track temperature: 29.96°C

Weather condition: Dry

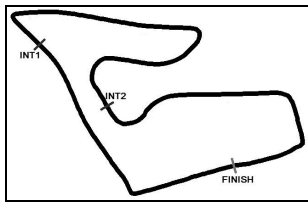
Friday, June 09, 2017 17:20:00

Lap	Time	SE1	SP1	SE2	SP2	SE3	SP3	TSP	Lap	Time	SE1	SP1	SE2	SP2	SE3	SP3	TSP
36 Macdowall, GBR / Bachler, AUT									theoretical besttime: 1:29.288								
1	3:16.584	2:05.722	225	42.110	157	28.752	203		12	2:31.129	1:22.910	223	40.419	159	27.800	204	
2	1:31.213	22.996	235	40.371	164	27.846	204		13	1:30.239	22.777	239	39.719	169	27.743	204	
3	1:30.292	22.831	237	39.815	167	27.646	206		14	1:30.290	22.963	238	39.646	174	27.681	206	
4	1:30.125	22.763	238	39.680	168	27.682	206		15	1:30.141	22.722	238	39.689	173	27.730	204	
5	1:30.167	22.814	237	39.712	167	27.641	204		16	1:29.774	22.740	237	39.541	172	27.493	205	
6	1:33.915	22.911	239	39.704	170	31.300			17	1:29.905	22.680	237	39.552	171	27.673	205	
7	3:03.674	1:55.791	234	40.200	173	27.683	207		18	1:33.522	22.659	239	39.785	171	31.078		
8	1:30.096	22.732	239	39.838	175	27.526	203		19	17:31.513	16:18.515	201	44.560	162	28.438	201	
9	1:29.670	22.772	237	39.360	182	27.538	206		20	1:44.242	23.104	235	39.906	153	41.232		
10	1:29.330	22.615	237	39.297	181	27.418	207		21	4:01.336	2:26.407	186	52.507	90	42.422		
11	1:33.384	22.573	240	39.456	183	31.355											

Lap	Time	SE1	SP1	SE2	SP2	SE3	SP3	TSP	Lap	Time	SE1	SP1	SE2	SP2	SE3	SP3	TSP
42 Collard, GBR / Eng, AUT									theoretical besttime: 1:28.436								
1	1:55.640	45.329	199	42.003	167	28.308	198		17	1:29.071	22.686	238	39.137	183	27.248	208	
2	1:31.561	23.374	232	40.219	170	27.968	206		18	1:28.830	22.573	240	39.152	182	27.105	208	
3	1:29.858	22.795	237	39.427	180	27.636	206		19	1:29.103	22.761	239	39.081	184	27.261	207	
4	1:30.073	22.945	237	39.684	180	27.444	206		20	1:35.901	22.574	241	40.119	153	33.208		
5	1:29.930	22.884	236	39.554	178	27.492	207		21	5:28.243	4:16.284	228	42.935	169	29.024	208	
6	1:34.429	22.784	238	39.910	177	31.735			22	1:29.696	22.841	238	39.418	181	27.437	209	
7	5:47.870	4:38.228	225	41.566	163	28.076	203		23	1:28.916	22.692	239	38.986	179	27.238	208	
8	1:30.133	23.259	232	39.417	177	27.457	206		24	1:34.793	22.585	240	39.746	152	32.462		
9	1:29.146	22.686	238	39.132	178	27.328	206		25	2:31.278	1:24.543	233	39.421	181	27.314	208	
10	1:29.140	22.734	237	39.059	181	27.347	206		26	1:29.277	22.775	238	39.120	177	27.382	209	
11	1:28.726	22.644	238	38.817	180	27.265	206		27	1:29.378	22.930	239	39.222	180	27.226	210	
12	1:34.248	22.648	238	39.320	177	32.280			28	1:30.761	22.609	240	39.679	170	28.473	210	
13	3:39.734	2:31.251	231	40.418	165	28.065	206		29	1:28.558	22.544	240	38.814	180	27.200	210	
14	1:29.298	22.805	237	39.293	177	27.200	208		30	1:33.505	22.601	239	39.220	171	31.684	211	
15	1:29.004	22.654	237	39.202	180	27.148	208		31	1:29.438	22.704	239	39.373	167	27.361	210	
16	1:29.406	22.536	239	39.339	168	27.531	208		32	1:28.679	22.542	239	38.795	177	27.342	197	

Lap	Time	SE1	SP1	SE2	SP2	SE3	SP3	TSP	Lap	Time	SE1	SP1	SE2	SP2	SE3	SP3	TSP
44 Busch, DEU / Busch, DEU									theoretical besttime: 1:29.119								
1	2:12.493	50.885	172	48.365	135	33.243	188		16	1:32.859	23.436	232	41.699	163	27.724	204	
2	1:33.897	24.602	225	40.982	160	28.313	204		17	1:30.544	23.062	235	39.864	169	27.618	205	
3	1:31.634	23.302	234	40.205	166	28.127	203		18	1:30.336	22.884	237	39.828	169	27.624	204	
4	1:31.008	23.187	234	39.940	164	27.881	204		19	1:30.154	22.857	236	39.785	167	27.512	205	
5	1:30.751	23.121	233	39.872	161	27.758	204		20	1:38.987	23.160	231	41.053	156	34.774		
6	1:30.621	23.130	234	39.776	168	27.715	205		21	8:02.040	6:48.270	211	43.717	149	30.053	200	
7	1:30.354	22.930	235	39.744	164	27.680	204		22	1:32.013	23.429	223	40.738	166	27.846	205	
8	1:30.743	23.158	235	39.810	169	27.775	204		23	1:30.357	22.882	237	39.819	171	27.656	202	
9	1:36.502	23.127	234	39.934	162	33.441			24	1:29.730	22.915	237	39.460	174	27.355	205	
10	2:55.081	1:47.279	231	40.121	165	27.681	204		25	1:29.704	22.842	236	39.522	171	27.340	205	
11	1:30.508	22.885	235	40.030	167	27.593	204		26	1:29.448	22.911	236	39.383	171	27.154	207	
12	1:30.439	22.876	236	39.862	169	27.701	205		27	1:29.672	22.775	237	39.639	172	27.258	206	
13	1:30.774	22.982	236	40.115	166	27.677	205		28	1:29.392	22.726	237	39.433	173	27.233	206	
14	1:36.683	22.918	236	40.201	166	33.564			29	1:36.055	22.752	237	39.239	171	34.064		
15	4:07.982	3:00.040	230	40.208	162	27.734	204										

Lap	Time	SE1	SP1	SE2	SP2	SE3	SP3	TSP	Lap	Time	SE1	SP1	SE2	SP2	SE3	SP3	TSP
48 Dontje, NLD / Kirchhöfer, DEU									theoretical besttime: 1:28.446								
1	2:11.550	50.396	174	48.122	136	33.032	194		16	1:34.041	22.799	237	39.325	172	31.917		
2	1:32.720	24.203	230	40.606	160	27.911	204		17	5:37.260	4:22.853	206	45.635	151	28.772	201	
3	1:38.809	23.020	235	40.792	147	34.997			18	1:36.347	23.362	215	44.648	156	28.337	203	
4	5:23.136	4:14.889	228	40.512	168	27.735	203		19	1:29.990	23.111	234	39.705	167	27.174	206	
5	1:30.025	23.034	235	39.481	171	27.510	204		20	1:28.810	22.806	236	38.984	172	27.020	206	
6	1:29.671	22.920	235	39.318	174	27.433	205		21	1:33.768	22.680	237	39.116	175	31.972		
7	1:29.629	22.844	234	39.409	171	27.376	203		22	3:47.064	2:40.124	231	39.734	168	27.206	206	
8	1:29.444	22.788	235	39.431	173	27.225	205		23	1:28.999	22.772	236	39.226	172	27.001	206	
9	1:33.763	23.012	233	39.282	170	31.469			24	1:28.757	22.669	236	39.046	177	27.042	207	
10	2:39.972	1:22.573	231	45.595	167	31.804			25	1:28.747	22.694	237	39.088	178	26.965	207	
11	3:48.516	2:41.091	231	39.801	170	27.624	204		26	1:28.906	22.637	236	39.170	174	27.099	207	
12	1:29.671	22.932	234	39.378	175	27.361	205		27	1:28.543	22.722	235	38.904	178	26.917	207	
13	1:33.855	23.010	235	39.363	172	31.482			28	1:28.709	22.633	237	39.070	181	27.006	207	
14	3:57.977	2:44.086	209	46.262	166	27.629	205		29	1:28.479	22.662	236	38.896	181	26.921	207	



ADAC GT Masters

Sector List Free Practice 2



Provisional

Reg. Nr.: AMF-CR 12/2017

Red Bull Ring, Length: 4318m

Air temperature: 25.56°C

Track temperature: 29.96°C

Weather condition: Dry

Friday, June 09, 2017 17:20:00

Lap	Time	SE1	SP1	SE2	SP2	SE3	SP3	TSP	Lap	Time	SE1	SP1	SE2	SP2	SE3	SP3	TSP
15	1:29.746	23.000	235	39.353	170	27.393	205										

50 Geipel, DEU / Frey, CHE

theoretical besttime: 1:29.275

1	1:52.321	36.871	183	45.325	149	30.125	198		21	2:36.071	1:26.461	223	41.924	169	27.686	204	
2	1:40.251	24.454	192	43.735	130	32.062	198		22	1:30.443	23.039	237	39.802	170	27.602	204	
3	1:36.402	25.019	192	42.388	152	28.995	202		23	1:32.426	22.898	237	41.675	168	27.853	203	
4	1:35.336	25.237	204	41.528	134	28.571	203		24	1:30.421	23.012	236	39.698	174	27.711	201	
5	1:30.666	23.097	235	39.830	167	27.739	204		25	1:30.192	22.996	237	39.694	172	27.502	202	
6	1:29.878	22.923	236	39.470	168	27.485	205		26	1:29.972	22.979	236	39.605	175	27.388	205	
7	1:29.642	22.951	235	39.341	173	27.350	206		27	1:30.043	22.909	236	39.731	173	27.403	205	
8	1:32.228	22.998	235	41.673	172	27.557	205		28	1:29.796	22.891	236	39.590	178	27.315	206	
9	1:29.858	22.899	235	39.600	169	27.359	206		29	1:29.526	22.736	236	39.457	175	27.333	205	
10	1:30.785	23.137	235	39.772	173	27.876	203		30	1:30.393	22.987	237	39.950	176	27.456	205	
11	1:29.965	22.892	237	39.537	168	27.536	205		31	1:29.770	22.853	235	39.492	175	27.425	205	
12	1:29.946	22.764	237	39.574	174	27.608	206		32	1:29.644	22.877	236	39.512	179	27.255	206	
13	1:30.048	22.990	236	39.502	171	27.556	204		33	1:29.707	22.768	236	39.568	174	27.371	206	
14	1:32.742	22.835	236	42.007	163	27.900	203		34	1:29.594	22.767	237	39.908	172	27.419	206	
15	1:30.076	23.014	236	39.514	169	27.548	204		35	1:29.822	22.841	237	39.565	177	27.416	207	
16	1:29.944	22.834	237	39.637	174	27.473	205		36	1:29.690	22.679	237	39.667	177	27.344	204	
17	1:29.991	22.775	237	39.608	169	27.608	203		37	1:29.620	22.830	236	39.669	175	27.463	204	
18	1:30.341	22.838	237	39.745	170	27.758	204		38	1:29.433	22.710	237	39.439	175	27.284	206	
19	1:29.962	22.801	236	39.549	168	27.612	204		39	1:29.736	22.977	236	39.361	175	27.398	206	
20	1:35.007	22.905	236	39.752	165	32.350											

63 Ineichen, CHE / Engelhart, DEU

theoretical besttime: 1:28.100

1	1:37.108	29.185	230	40.359	171	27.564	206		17	7:41.375	6:25.335	194	44.525	133	31.515	152	
2	1:30.632	23.069	236	39.635	180	27.928	201		18	1:38.020	25.459	197	42.846	134	29.715	201	
3	1:36.572	22.885	239	43.795	176	29.892	207		19	1:36.819	24.854	216	43.064	150	28.901	204	
4	1:29.367	22.790	239	39.226	174	27.351	207		20	1:44.168	22.888	239	43.021	135	38.259		
5	1:29.564	22.723	239	39.216	169	27.625	207		21	4:31.810	3:17.081	232	43.768	103	30.961	206	
6	1:29.410	22.731	238	39.132	177	27.547	206		22	1:29.548	22.727	238	39.557	164	27.264	208	
7	1:29.275	22.797	238	39.058	178	27.420	206		23	1:28.363	22.521	239	38.991	169	26.851	208	
8	1:35.225	22.696	239	39.126	178	33.403			24	1:28.246	22.443	239	38.977	174	26.826	208	
9	3:11.497	1:57.106	235	45.704	94	28.687	207		25	1:28.309	22.497	238	38.974	171	26.838	207	
10	1:29.401	22.786	239	39.322	168	27.293	207		26	1:28.392	22.466	240	38.954	176	26.972	208	
11	1:29.450	22.667	240	39.185	169	27.598	207		27	1:28.890	22.622	239	39.228	166	27.040	207	
12	1:33.676	22.623	239	39.251	166	31.802	208		28	1:28.375	22.672	239	38.833	171	26.870	207	
13	1:28.745	22.530	239	39.090	170	27.125	207		29	1:32.882	22.508	240	38.831	173	31.543		
14	1:29.009	22.600	240	39.046	173	27.363	207		30	2:25.465	1:18.435	235	39.524	175	27.506	208	
15	1:28.638	22.483	239	39.100	169	27.055	209		31	1:28.859	22.517	239	39.111	173	27.231	208	
16	1:33.573	22.459	240	39.200	170	31.914			32	1:29.899	22.596	239			28.176	174	

77 Gounon, FRA / Keilwitz, DEU

theoretical besttime: 1:28.133

1	2:25.092	57.950	173	47.600	121	39.542			15	1:28.512	22.406	240	39.059	174	27.047	210	
2	2:41.781	1:22.810	193	48.316	126	30.655	205		16	1:29.088	22.428	243	39.497	174	27.163	210	
3	1:30.763	22.936	236	40.211	151	27.616	208		17	1:33.686	22.419	241	39.283	175	31.984		
4	1:29.119	22.620	238	39.316	160	27.183	205		18	5:28.134	4:18.868	238	41.316	168	27.950	211	
5	1:28.945	22.519	239	39.183	164	27.243	209		19	1:29.152	22.507	241	39.581	174	27.064	211	
6	1:29.425	22.502	239	39.528	164	27.395	208		20	1:28.493	22.397	241	38.979	175	27.117	209	
7	1:33.524	22.568	240	39.306	165	31.650			21	1:33.486	22.414	242	39.960	168	31.112		
8	5:55.826	4:44.245	237	44.340	156	27.241	208		22	6:35.516	5:25.499	236	39.738	150	30.279	210	
9	1:29.068	22.507	241	39.270	169	27.291	209		23	1:28.557	22.448	241	39.123	174	26.986	211	
10	1:29.148	22.576	241	39.416	162	27.156	212		24	1:28.295	22.357	242	38.938	178	27.000	211	
11	1:28.888	22.458	241	39.142	168	27.288	204		25	1:33.828	22.421	241	41.487	158	29.920	209	
12	1:34.461	22.517	241	39.083	162	32.861			26	1:28.387	22.360	238	38.984	177	27.043	211	
13	5:20.494	4:03.619	236	46.889	164	29.986	210		27	1:28.495	22.384	241	38.940	176	27.171	213	
14	1:28.856	22.671	240	39.115	178	27.070	213		28	1:28.147	22.311	242	38.836	175	27.000	211	



ADAC GT Masters

Sector List Free Practice 2



Provisional

Reg. Nr.: AMF-CR 12/2017

Red Bull Ring, Length: 4318m

Air temperature: 25.56°C

Track temperature: 29.96°C

Weather condition: Dry

Friday, June 09, 2017 17:20:00

Lap	Time	SE1	SP1	SE2	SP2	SE3	SP3	TSP	Lap	Time	SE1	SP1	SE2	SP2	SE3	SP3	TSP
84 Assenheimer, DEU / Götz, DEU									theoretical besttime: 1:28.488								
1	3:04.785	1:50.499	194	44.290	146	29.996	199		15	1:29.577	22.766	237	39.522	163	27.289	207	
2	1:34.121	23.911	223	41.973	147	28.237	206		16	1:30.033	22.773	237	39.672	167	27.588	200	
3	1:29.513	22.895	236	39.286	171	27.332	206		17	1:34.173	22.863	238	39.429	166	31.881		
4	1:43.009	23.858	181	44.578	154	34.573			18	2:34.737	1:22.290	235	40.365	159	32.082		
5	7:02.182	5:48.677	227	45.890	160	27.615	206		19	2:29.956	1:22.611	233	40.061	167	27.284	206	
6	1:29.045	22.584	238	39.362	171	27.099	207		20	1:29.766	22.800	238	39.624	165	27.342	206	
7	1:28.960	22.678	236	39.173	175	27.109	208		21	1:29.467	22.824	238	39.373	167	27.270	207	
8	1:28.626	22.692	236	38.982	178	26.952	206		22	1:29.268	22.675	238	39.419	168	27.174	206	
9	1:33.667	22.687	237	39.061	178	31.919			23	1:29.573	22.679	238	39.428	169	27.466	206	
10	3:22.494	2:14.758	232	40.232	164	27.504	205		24	1:29.596	22.819	237	39.522	168	27.255	207	
11	1:29.649	22.764	236	39.444	163	27.441	206		25	1:34.026	22.802	237	39.289	168	31.935		
12	1:29.803	22.895	237	39.548	172	27.360	207		26	2:32.584	1:21.976	219	41.620	150	28.988	208	
13	1:32.055	22.799	238	39.727	165	29.529	204		27	1:29.737	22.554	238	39.826	160	27.357	209	
14	1:29.869	22.867	237	39.629	166	27.373	206		28	4:00.121	22.569	238	39.259	173	2:58.293		

Lap	Time	SE1	SP1	SE2	SP2	SE3	SP3	TSP	Lap	Time	SE1	SP1	SE2	SP2	SE3	SP3	TSP
99 Renauer, DEU / Müller, DEU									theoretical besttime: 1:28.749								
1	2:54.250	1:39.907	203	45.911	145	28.432	206		14	1:33.096	22.643	239	39.316	175	31.137		
2	1:32.429	22.913	238	41.719	161	27.797	208		15	1:50.282	38.690	238	39.901	167	31.691		
3	1:29.298	22.594	239	39.332	164	27.372	206		16	2:37.805	1:24.201	194	42.147	155	31.457		
4	1:33.471	22.765	238	41.981	95	28.725	208		17	5:49.465	4:37.974	207	40.006	161	31.485		
5	1:29.139	22.612	239	39.303	167	27.224	207		18	1:49.190	38.098	236	40.031	160	31.061		
6	1:29.156	22.675	239	39.225	170	27.256	207		19	2:33.076	1:22.025	237	40.049	169	31.002		
7	1:34.273	22.536	240	39.412	162	32.325			20	2:33.588	1:22.448	235	40.051	166	31.089		
8	3:45.940	2:37.899	206	40.517	173	27.524	206		21	2:32.338	1:21.703	236	39.468	170	31.167		
9	1:31.209	22.695	240	39.655	158	28.859	208		22	2:34.093	1:22.252	235	40.718	175	31.123		
10	1:29.176	22.601	239	39.220	174	27.355	206		23	2:28.855	1:22.105	236	39.551	164	27.199	208	
11	1:29.376	22.650	240	39.327	175	27.399	207		24	1:29.040	22.464	240	39.334	164	27.242	208	
12	1:29.401	22.678	241	39.481	177	27.242	208		25	1:29.002	22.543	240	39.168	171	27.291	208	
13	1:28.977	22.494	238	39.366	177	27.117	207		26	1:33.286	22.465	241	39.711	164	31.110		



ADAC GT Masters

Pit Stops Free Practice 2



Provisional

Reg. Nr.: AMF-CR 12/2017

Friday, June 09, 2017 17:20:00

Red Bull Ring, Length: 4318m

Air temperature: 25.56°C

Track temperature: 29.96°C

Weather condition: Dry

Nr	Driver in	Day time in	Time in	Driver out	Day time out	Time out	Nett Time
7	Norbert Siedler	17:22:15.194	2:15.194	Norbert Siedler	17:25:11.890	5:11.890	2:56.696
77	Daniel Keilwitz	17:22:20.499	2:20.499	Daniel Keilwitz	17:23:25.553	3:25.553	1:05.054
48	Indy Dontje	17:25:18.544	5:18.544	Indy Dontje	17:29:15.061	9:15.061	3:56.517
84	Maximilian Götz	17:27:46.871	7:46.871	Maximilian Götz	17:33:18.417	13:18.417	5:31.546
21	Luca Stolz	17:29:04.240	9:04.240	Luca Stolz	17:34:40.765	14:40.765	5:36.525
19	Mirko Bortolotti	17:29:17.053	9:17.053	Mirko Bortolotti	17:34:02.812	14:02.812	4:45.759
42	Philipp Eng	17:29:26.944	9:26.944	Philipp Eng	17:33:45.427	13:45.427	4:18.483
36	Klaus Bachler	17:30:47.548	10:47.548	Alex Macdowall	17:32:26.547	12:26.547	1:38.999
17	Mathieu Jaminet	17:30:49.657	10:49.657	Mathieu Jaminet	17:31:55.612	11:55.612	1:05.955
7	Norbert Siedler	17:31:27.325	11:27.325	Norbert Siedler	17:34:10.902	14:10.902	2:43.577
8	Ricardo Feller	17:31:50.134	11:50.134	Ricardo Feller	17:35:33.439	15:33.439	3:43.305
99	Robert Renauer	17:31:56.262	11:56.262	Sven Müller	17:34:16.892	14:16.892	2:20.630
63	Rolf Ineichen	17:32:12.355	12:12.355	Rolf Ineichen	17:33:52.200	13:52.200	1:39.845
18	Adrien de Leener	17:32:24.326	12:24.326	Adrien de Leener	17:34:18.984	14:18.984	1:54.658
77	Daniel Keilwitz	17:32:34.078	12:34.078	Daniel Keilwitz	17:37:01.057	17:01.057	4:26.979
1	Connor De Phillippi	17:32:59.588	12:59.588	Connor De Phillippi	17:34:55.465	14:55.465	1:55.877
2	Jeffrey Schmidt	17:33:26.206	13:26.206	Jeffrey Schmidt	17:34:53.228	14:53.228	1:27.022
3	Kelvin van der Linde	17:33:55.063	13:55.063	Kelvin van der Linde	17:40:54.093	20:54.093	6:59.030
4	Patric Niederhauser	17:34:02.532	14:02.532	Patric Niederhauser	17:36:23.087	16:23.087	2:20.555
6	Christopher Zanella	17:34:08.302	14:08.302	Florian Spengler	17:35:46.860	15:46.860	1:38.558
44	Marc Busch	17:34:23.353	14:23.353	Marc Busch	17:35:53.174	15:53.174	1:29.821
11	Jakub Knoll	17:35:02.224	15:02.224	Jakub Knoll	17:37:34.223	17:34.223	2:31.999
26	Sebastian Asch	17:35:03.192	15:03.192	Sebastian Asch	17:41:02.730	21:02.730	5:59.538
9	Christopher Höher	17:35:10.678	15:10.678	Christopher Höher	17:43:39.465	23:39.465	8:28.787
19	Mirko Bortolotti	17:35:41.141	15:41.141	Mirko Bortolotti	17:36:51.166	16:51.166	1:10.025
22	Remo Lips	17:36:17.922	16:17.922	Remo Lips	17:38:16.908	18:16.908	1:58.986
24	Filip Salaquarda	17:37:01.171	17:01.171	Filip Salaquarda	17:43:28.718	23:28.718	6:27.547
13	Maximilian Hackländer	17:37:39.296	17:39.296	Maximilian Hackländer	17:40:51.343	20:51.343	3:12.047
25	Frank Stippler	17:37:41.750	17:41.750	Mike David Ortmann	17:47:27.307	27:27.307	9:45.557
17	Michael Ammermüller	17:37:59.540	17:59.540	Mathieu Jaminet	17:41:51.815	21:51.815	3:52.275
48	Indy Dontje	17:38:14.209	18:14.209	Indy Dontje	17:39:19.762	19:19.762	1:05.553
1	Connor De Phillippi	17:39:27.445	19:27.445	Connor De Phillippi	17:41:21.572	21:21.572	1:54.127
20	Nikolaj Rogivue	17:39:34.349	19:34.349	Nicolai Sylvest	17:41:11.176	21:11.176	1:36.827
36	Alex Macdowall	17:39:53.629	19:53.629	Alex Macdowall	17:40:59.501	20:59.501	1:05.872
7	Norbert Siedler	17:40:12.184	20:12.184	Norbert Siedler	17:42:32.274	22:32.274	2:20.090
84	Maximilian Götz	17:40:48.328	20:48.328	Maximilian Götz	17:42:46.219	22:46.219	1:57.891
48	Indy Dontje	17:40:54.166	20:54.166	Indy Dontje	17:43:18.078	23:18.078	2:23.912
21	Luca Stolz	17:41:19.275	21:19.275	Luca Ludwig	17:44:34.923	24:34.923	3:15.648
2	Jeffrey Schmidt	17:42:23.451	22:23.451	Jeffrey Schmidt	17:45:58.835	25:58.835	3:35.384
42	Philipp Eng	17:42:45.361	22:45.361	Philipp Eng	17:44:58.233	24:58.233	2:12.872
18	Adrien de Leener	17:43:23.827	23:23.827	Adrien de Leener	17:44:28.640	24:28.640	1:04.813
44	Marc Busch	17:43:26.845	23:26.845	Marc Busch	17:46:09.026	26:09.026	2:42.181
4	Patric Niederhauser	17:43:57.386	23:57.386	Dennis Marschall	17:47:25.738	27:25.738	3:28.352
77	Daniel Keilwitz	17:44:30.402	24:30.402	Jules Gounon	17:48:17.816	28:17.816	3:47.414



ADAC GT Masters

Pit Stops Free Practice 2



Provisional

Reg. Nr.: AMF-CR 12/2017

Friday, June 09, 2017 17:20:00

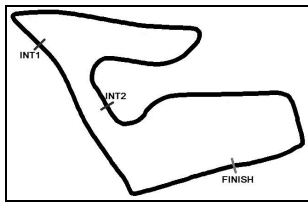
Red Bull Ring, Length: 4318m

Air temperature: 25.56°C

Track temperature: 29.96°C

Weather condition: Dry

Nr	Driver in	Day time in	Time in	Driver out	Day time out	Time out	Nett Time
99	Sven Müller	17:44:44.480	24:44.480	Sven Müller	17:45:06.587	25:06.587	22.107
1	Connor De Phillippi	17:45:52.672	25:52.672	Connor De Phillippi	17:48:20.386	28:20.386	2:27.714
19	Mirko Bortolotti	17:45:55.420	25:55.420	Mirko Bortolotti	17:47:03.063	27:03.063	1:07.643
63	Christian Engelhart	17:45:56.561	25:56.561	Christian Engelhart	17:52:01.509	32:01.509	6:04.948
99	Sven Müller	17:46:34.766	26:34.766	Sven Müller	17:47:40.188	27:40.188	1:05.422
48	Indy Dontje	17:47:46.212	27:46.212	Indy Dontje	17:50:11.402	30:11.402	2:25.190
9	Christopher Höher	17:48:11.373	28:11.373	Christopher Höher	17:49:38.912	29:38.912	1:27.539
26	Sebastian Asch	17:48:32.160	28:32.160	Sebastian Asch	17:50:50.144	30:50.144	2:17.984
99	Sven Müller	17:49:12.478	29:12.478	Sven Müller	17:53:32.413	33:32.413	4:19.935
13	Maximilian Hackländer	17:49:47.516	29:47.516	Sven Barth	17:52:14.568	32:14.568	2:27.052
22	Remo Lips	17:50:23.698	30:23.698	Remo Lips	17:52:18.659	32:18.659	1:54.961
50	Rahel Frey	17:50:50.743	30:50.743	Rahel Frey	17:51:57.623	31:57.623	1:06.880
6	Florian Spengler	17:50:55.119	30:55.119	Christopher Zanella	18:01:38.649	41:38.649	10:43.530
11	Michael Fischer	17:51:21.604	31:21.604	Jakub Knoll	17:52:39.592	32:39.592	1:17.988
36	Alex Macdowall	17:51:28.662	31:28.662	Alex Macdowall	18:07:25.325	47:25.325	15:56.663
7	Norbert Siedler	17:51:44.786	31:44.786	Norbert Siedler	18:10:37.395	50:37.395	18:52.609
8	Ricardo Feller	17:52:10.737	32:10.737	Mikaela Ahlin-Kottulinsky	17:53:17.737	33:17.737	1:07.000
20	Nicolai Sylvest	17:53:10.457	33:10.457	Nicolai Sylvest	17:55:43.520	35:43.520	2:33.063
3	Markus Pommer	17:53:16.120	33:16.120				
18	Christopher Friedrich	17:53:32.703	33:32.703	Christopher Friedrich	17:55:09.096	35:09.096	1:36.393
2	Jeffrey Schmidt	17:53:35.136	33:35.136	Jeffrey Schmidt	17:55:13.376	35:13.376	1:38.240
21	Luca Ludwig	17:53:45.856	33:45.856	Luca Ludwig	17:55:45.615	35:45.615	1:59.759
13	Sven Barth	17:53:48.853	33:48.853	Sven Barth	17:56:39.712	36:39.712	2:50.859
26	Sebastian Asch	17:53:52.460	33:52.460	Sebastian Asch	18:02:11.979	42:11.979	8:19.519
17	Mathieu Jaminet	17:53:57.911	33:57.911	Mathieu Jaminet	18:06:52.535	46:52.535	12:54.624
1	Connor De Phillippi	17:54:23.032	34:23.032	Christopher Mies	17:55:28.989	35:28.989	1:05.957
84	Patrick Assenheimer	17:54:46.993	34:46.993	Patrick Assenheimer	17:55:52.600	35:52.600	1:05.607
48	Indy Dontje	17:54:47.989	34:47.989	Indy Dontje	17:58:51.451	38:51.451	4:03.462
99	Sven Müller	17:55:02.026	35:02.026	Sven Müller	17:55:23.601	35:23.601	21.575
44	Marc Busch	17:55:17.613	35:17.613	Dennis Busch	18:01:46.813	41:46.813	6:29.200
77	Jules Gounon	17:55:51.995	35:51.995	Jules Gounon	17:59:54.243	39:54.243	4:02.248
25	Mike David Ortmann	17:56:30.130	36:30.130	Mike David Ortmann	17:58:04.518	38:04.518	1:34.388
99	Sven Müller	17:56:51.328	36:51.328	Sven Müller	17:57:56.323	37:56.323	1:04.995
42	Ricky Collard	17:56:56.557	36:56.557	Ricky Collard	18:00:54.631	40:54.631	3:58.074
84	Patrick Assenheimer	17:57:21.781	37:21.781	Patrick Assenheimer	17:58:27.290	38:27.290	1:05.509
19	Ezequiel Perez Compagnon	17:57:47.896	37:47.896	Mirko Bortolotti	18:03:43.874	43:43.874	5:55.978
13	Sven Barth	17:58:16.620	38:16.620				
63	Christian Engelhart	17:58:35.662	38:35.662	Christian Engelhart	18:01:36.202	41:36.202	3:00.540
99	Sven Müller	17:59:24.460	39:24.460	Sven Müller	18:00:29.625	40:29.625	1:05.165
4	Dennis Marschall	17:59:28.598	39:28.598				
22	Patrick Huisman	17:59:54.034	39:54.034	Patrick Huisman	18:02:21.671	42:21.671	2:27.637
24	Filip Salaquarda	18:01:40.241	41:40.241	Markus Winkelhock	18:06:27.764	46:27.764	4:47.523
9	Christopher Höher	18:01:56.350	41:56.350	Elia Erhart	18:03:16.908	43:16.908	1:20.558
99	Sven Müller	18:01:57.976	41:57.976	Sven Müller	18:03:02.909	43:02.909	1:04.933
22	Patrick Huisman	18:03:52.640	43:52.640	Patrick Huisman	18:05:54.303	45:54.303	2:01.663



ADAC GT Masters

Pit Stops Free Practice 2



Provisional

Reg. Nr.: AMF-CR 12/2017

Friday, June 09, 2017 17:20:00

Red Bull Ring, Length: 4318m

Air temperature: 25.56°C

Track temperature: 29.96°C

Weather condition: Dry

Nr	Driver in	Day time in	Time in	Driver out	Day time out	Time out	Nett Time
2	Christopher Haase	18:04:14.014	44:14.014	Christopher Haase	18:09:21.601	49:21.601	5:07.587
99	Sven Müller	18:04:30.389	44:30.389	Sven Müller	18:05:35.861	45:35.861	1:05.472
77	Jules Gounon	18:05:51.317	45:51.317	Jules Gounon	18:10:59.931	50:59.931	5:08.614
1	Christopher Mies	18:05:56.860	45:56.860	Christopher Mies	18:08:15.137	48:15.137	2:18.277
48	Indy Dontje	18:06:33.439	46:33.439	Marvin Kirchhöfer	18:08:56.891	48:56.891	2:23.452
42	Ricky Collard	18:06:58.204	46:58.204	Ricky Collard	18:08:05.242	48:05.242	1:07.038
99	Sven Müller	18:07:04.469	47:04.469	Robert Renauer	18:08:09.653	48:09.653	1:05.184
18	Christopher Friedrich	18:07:20.618	47:20.618	Christopher Friedrich	18:08:27.651	48:27.651	1:07.033
22	Remo Lips	18:07:27.687	47:27.687	Remo Lips	18:08:40.943	48:40.943	1:13.256
24	Markus Winkelhock	18:07:57.508	47:57.508	Filip Salaquarda	18:09:02.746	49:02.746	1:05.238
20	Nicolai Sylvest	18:07:58.949	47:58.949	Nicolai Sylvest	18:09:20.134	49:20.134	1:21.185
11	Jakub Knoll	18:08:04.846	48:04.846	Michael Fischer	18:09:31.725	49:31.725	1:26.879
8	Mikaela Ahlin-Kottulinsky	18:08:29.361	48:29.361	Mikaela Ahlin-Kottulinsky	18:10:10.805	50:10.805	1:41.444
84	Patrick Assenheimer	18:08:53.410	48:53.410	Patrick Assenheimer	18:09:58.565	49:58.565	1:05.155
21	Luca Stolz	18:09:14.910	49:14.910	Luca Stolz	18:11:33.903	51:33.903	2:18.993
26	Sebastian Asch	18:09:43.651	49:43.651	Sebastian Asch	18:11:07.723	51:07.723	1:24.072
22	Remo Lips	18:10:27.954	50:27.954	Remo Lips	18:11:37.875	51:37.875	1:09.921
24	Filip Salaquarda	18:10:31.848	50:31.848				
36	Alex Macdowall	18:10:43.715	50:43.715	Alex Macdowall	18:12:48.989	52:48.989	2:05.274
20	Nicolai Sylvest	18:10:48.435	50:48.435	Nicolai Sylvest	18:12:51.897	52:51.897	2:03.462
25	Mike David Ortmann	18:12:02.163	52:02.163				
22	Remo Lips	18:13:14.020	53:14.020	Remo Lips	18:14:39.183	54:39.183	1:25.163
99	Robert Renauer	18:14:04.563	54:04.563				
17	Mathieu Jaminet	18:14:22.026	54:22.026				
84	Maximilian Götz	18:14:33.113	54:33.113				
20	Nicolai Sylvest	18:14:38.129	54:38.129	Nikolaj Rogivue	18:15:44.640	55:44.640	1:06.511
36	Alex Macdowall	18:14:45.822	54:45.822				
63	Christian Engelhart	18:15:01.754	55:01.754	Christian Engelhart	18:16:00.759	56:00.759	59.005
44	Dennis Busch	18:15:26.109	55:26.109				
22	Remo Lips	18:16:10.398	56:10.398	Remo Lips	18:17:48.462	57:48.462	1:38.064
20	Nikolaj Rogivue	18:17:14.372	57:14.372	Nikolaj Rogivue	18:18:20.886	58:20.886	1:06.514
1	Christopher Mies	18:17:14.906	57:14.906				
26	Lucas Auer	18:18:39.343	58:39.343				
19	Mirko Bortolotti	18:19:06.362	59:06.362				
22	Remo Lips	18:19:20.316	59:20.316				
20	Nikolaj Rogivue	18:19:50.096	59:50.096				
6	Christopher Zanella	18:20:04.562	1:00:04.562				
11	Michael Fischer	18:20:14.902	1:00:14.902				
18	Adrien de Leener	18:20:28.495	1:00:28.495				
8	Mikaela Ahlin-Kottulinsky	18:20:43.579	1:00:43.579				