



# ADAC Formel 4

## Result List Free Practice 2



Provisional

Reg. Nr.: AMF-CR 12/2017



Red Bull Ring, Length: 4318m

Air temperature: 28.38°C

Track temperature: 31.93°C

Weather condition: Dry

Friday, June 09, 2017 16:40:00

started : 31      classified : 31      not classified : 0

Nr.	Drivers	Team	Lap	Best Time	Gap	Diff	Kph	Day Time
Cl.	Car	Competitor						
1	1 F Drugovich(ITA) ADAC Formel 4 powered by Abarth	(T) Van Amersfoort Racing(NLD) Van Amersfoort Racing	17	1:30.263			172.2	17:10:32
2	18 J.Hanses(DEU) ADAC Formel 4 powered by Abarth	(T) US Racing(DEU) US Racing	17	1:30.298	0.035	0.035	172.1	17:09:36
3	44 J.Vips(ITA) ADAC Formel 4 powered by Abarth	(T) Prema Powerteam SRL(ITA) Prema Powerteam SRL	16	1:30.303	0.040	0.005	172.1	17:10:00
4	27 N.Nielsen(DNK) ADAC Formel 4 powered by Abarth	(T) US Racing(DEU) US Racing	13	1:30.344	0.081	0.041	172.0	17:03:47
5	9 M.Armstrong(ITA) ADAC Formel 4 powered by Abarth	(T) Prema Powerteam SRL(ITA) Prema Powerteam SRL	16	1:30.441	0.178	0.097	171.8	17:09:35
6	13 F.Scherer(CHE) ADAC Formel 4 powered by Abarth	US Racing(DEU) US Racing	15	1:30.486	0.223	0.045	171.7	17:10:02
7	81 M.Waldherr(DEU) ADAC Formel 4 powered by Abarth	(T) Neuhauser Racing Team(AUT) Neuhauser Racing Team	16	1:30.495	0.232	0.009	171.7	17:10:40
8	68 J.Correa(ITA) ADAC Formel 4 powered by Abarth	Prema Powerteam SRL(ITA) Prema Powerteam SRL	13	1:30.507	0.244	0.012	171.7	17:05:37
9	16 J.van Uiter(NLD) ADAC Formel 4 powered by Abarth	Jenzer Motorsport(CHE) Jenzer Motorsport	15	1:30.613	0.350	0.106	171.5	17:09:52
10	97 S.Fernandez Wahbeh(ITA) ADAC Formel 4 powered by Abarth	Bhaitech Racing(ITA) Bhaitech Racing	16	1:30.623	0.360	0.010	171.5	17:09:45
11	83 K.Moreira-Laliberte(CHE) ADAC Formel 4 powered by Abarth	(T) Van Amersfoort Racing(NLD) Van Amersfoort Racing	13	1:30.645	0.382	0.022	171.4	17:04:29
12	33 J.Aberdein(DEU) ADAC Formel 4 powered by Abarth	(T) Motopark(DEU) Motopark	14	1:30.668	0.405	0.023	171.4	17:06:18
13	2 F.Vesti(DNK) ADAC Formel 4 powered by Abarth	Van Amersfoort Racing(NLD) Van Amersfoort Racing	14	1:30.741	0.478	0.073	171.3	17:05:38
14	96 L.Colombo(ITA) ADAC Formel 4 powered by Abarth	Bhaitech Racing(ITA) Bhaitech Racing	16	1:30.766	0.503	0.025	171.2	17:10:45
15	42 L.Hoogenboom(NLD) ADAC Formel 4 powered by Abarth	(T) Motopark(DEU) Motopark	15	1:30.783	0.520	0.017	171.2	17:09:39
16	80 A.Estner(DEU) ADAC Formel 4 powered by Abarth	(T) Neuhauser Racing Team(AUT) Neuhauser Racing Team	12	1:30.851	0.588	0.068	171.1	17:02:33
17	3 L.Gachot(GBR) ADAC Formel 4 powered by Abarth	Van Amersfoort Racing(NLD) Van Amersfoort Racing	15	1:30.948	0.685	0.097	170.9	17:10:30
18	28 K.Schramm(DEU) ADAC Formel 4 powered by Abarth	US Racing(DEU) US Racing	12	1:31.001	0.738	0.053	170.8	17:03:10
19	15 K.Maini(CHE) ADAC Formel 4 powered by Abarth	Jenzer Motorsport(CHE) Jenzer Motorsport	13	1:31.024	0.761	0.023	170.7	17:07:27
20	7 O.Söderström(SWE) ADAC Formel 4 powered by Abarth	ADAC Berlin-Brandenburg e.V.(DEU) ADAC Berlin-Brandenburg e.V.	18	1:31.037	0.774	0.013	170.7	17:11:20
21	4 S.Flörsch(DEU) ADAC Formel 4 powered by Abarth	(T) ADAC Berlin-Brandenburg e.V.(DEU) ADAC Berlin-Brandenburg e.V.	13	1:31.136	0.873	0.099	170.5	17:06:36
22	12 A.Petrov(ITA) ADAC Formel 4 powered by Abarth	(T) Lechner Racing(AUT) Lechner Racing	15	1:31.307	1.044	0.171	170.2	17:09:28
23	5 L.Zendeli(DEU) ADAC Formel 4 powered by Abarth	(T) ADAC Berlin-Brandenburg e.V.(DEU) ADAC Berlin-Brandenburg e.V.	16	1:31.326	1.063	0.019	170.2	17:10:26
24	98 C.Piro(DEU) ADAC Formel 4 powered by Abarth	(T) Team Piro Sports Interdental(DEU) Team Piro Sports Interdental	16	1:31.341	1.078	0.015	170.1	17:09:07
25	79 D.Malukas(LTU) ADAC Formel 4 powered by Abarth	Motopark(DEU) Motopark	16	1:31.379	1.116	0.038	170.1	17:06:39
26	11 M.Wishofer(AUT) R ADAC Formel 4 powered by Abarth	(T) Lechner Racing(AUT) Lechner Racing	16	1:31.409	1.146	0.030	170.0	17:08:19



# ADAC Formel 4

## Result List Free Practice 2



Provisional

Reg. Nr.: AMF-CR 12/2017

Friday, June 09, 2017 16:40:00



Red Bull Ring, Length: 4318m  
Air temperature: 28.38°C  
Track temperature: 31.93°C  
Weather condition: Dry

started : 31      classified : 31      not classified : 0

Nr.	Drivers	Team	Lap	Best Time	Gap	Diff	Kph	Day Time
Cl.	Car	Competitor						
27	99 C.Weerts(BEL) R ADAC Formel 4 powered by Abarth	Motopark(DEU) Motopark	16	1:31.474	1.211	0.065	169.9	17:10:19
28	26 L.Heinrich(DEU) R ADAC Formel 4 powered by Abarth	(T) Laurin Heinrich(DEU) Laurin Heinrich	11	1:31.689	1.426	0.215	169.5	17:01:46
29	10 R.Wagner(DEU) R ADAC Formel 4 powered by Abarth	Lechner Racing(AUT) Lechner Racing	14	1:31.827	1.564	0.138	169.2	17:06:00
30	6 T.Beckhäuser(CZE) R ADAC Formel 4 powered by Abarth	ADAC Berlin-Brandenburg e.V.(DEU) ADAC Berlin-Brandenburg e.V.	15	1:32.723	2.460	0.896	167.6	17:10:12
31	25 D.Ghattas(DEU) R ADAC Formel 4 powered by Abarth	(T) Team Piro Sports Interdental(DEU) Team Piro Sports Interdental	16	1:33.281	3.018	0.558	166.6	17:10:26

T = nominated for the team classification

Subject to final scrutineering!

Publication time:	Clerk of the Course: Andreas Meklau	Timekeeper: Steffen Ruhl
-------------------	-------------------------------------	--------------------------

ver: 1.0

[www.adac.de/motorsport](http://www.adac.de/motorsport)

Page 2 / 2 printed: 9.6.2017 17:12

**CERTINA**  
S W I S S W A T C H E S



# ADAC Formel 4

## Sector List Free Practice 2



Provisional

Reg. Nr.: AMF-CR 12/2017



Red Bull Ring, Length: 4318m

Air temperature: 28.27°C

Track temperature: 31.79°C

Weather condition: Dry

Friday, June 09, 2017 16:40:00

Lap	Time	SE1	SP1	SE2	SP2	SE3	SP3	TSP	Lap	Time	SE1	SP1	SE2	SP2	SE3	SP3	TSP
<b>1 Drugovich, ITA</b>									<b>theoretical besttime: 1:30.077</b>								
1	2:41.243	1:29.326	190	43.273	167	28.644	189		10	1:30.545	23.792	212	39.878	180	26.875	196	
2	1:32.622	24.575	206	40.600	174	27.447	192		11	1:30.444	23.689	212	39.747	178	27.008	196	
3	1:32.625	24.331	209	40.981	171	27.313	193		12	1:30.562	<b>23.645</b>	<b>215</b>	39.902	175	27.015	195	
4	1:31.544	23.976	211	40.379	175	27.189	193		13	1:30.769	23.732	213	40.139	178	26.898	196	
5	1:32.052	24.073	211	40.220	169	27.759	194		14	1:30.409	23.701	213	39.771	177	26.937	196	
6	1:37.724	23.941	210	40.038	179	33.745			15	1:30.349	23.673	214	<b>39.717</b>	<b>178</b>	26.959	196	
7	4:44.985	3:35.555	196	41.622	168	27.808	193		16	1:42.641	23.866	213	50.574	142	28.201	197	
8	1:32.053	24.447	205	40.402	174	27.204	196		17	<b>1:30.263</b>	23.795	212	39.753	179	<b>26.715</b>	<b>197</b>	
9	1:31.178	23.753	214	40.383	175	27.042	193										

Lap	Time	SE1	SP1	SE2	SP2	SE3	SP3	TSP	Lap	Time	SE1	SP1	SE2	SP2	SE3	SP3	TSP
<b>2 Vesti, DNK</b>									<b>theoretical besttime: 1:30.717</b>								
1	2:03.034	43.815	202	42.194	163	37.025			10	1:31.756	23.829	216	40.575	176	27.352	195	
2	2:07.487	49.769	205	41.639	170	36.079			11	1:31.223	23.882	210	40.286	177	27.055	196	
3	4:27.266	3:11.114	195	45.433	139	30.719	180		12	1:31.110	23.889	210	40.132	178	27.089	196	
4	1:38.729	26.625	167	44.103	156	28.001	193		13	1:34.754	23.922	211	42.601	158	28.231	197	
5	1:32.809	24.411	209	40.907	175	27.491	193		14	<b>1:30.741</b>	23.675	216	<b>40.073</b>	<b>176</b>	<b>26.993</b>	<b>198</b>	
6	1:32.987	24.427	208	40.935	168	27.625	194		15	1:32.399	23.665	215	41.152	172	27.582	194	
7	1:32.405	24.217	209	40.696	175	27.492	194		16	1:31.035	23.899	211	40.130	179	27.006	197	
8	1:31.894	24.101	209	40.457	175	27.336	195		17	1:41.113	<b>23.651</b>	<b>213</b>	40.439	165	37.023		
9	1:31.493	24.089	211	40.160	175	27.244	196										

Lap	Time	SE1	SP1	SE2	SP2	SE3	SP3	TSP	Lap	Time	SE1	SP1	SE2	SP2	SE3	SP3	TSP
<b>3 Gachot, GBR</b>									<b>theoretical besttime: 1:30.812</b>								
1	2:59.005	1:46.653	198	43.204	147	29.148	183		9	1:31.391	23.890	210	40.322	178	27.179	195	
2	1:35.289	24.890	205	41.585	152	28.814	190		10	1:36.859	<b>23.806</b>	<b>211</b>	45.443	160	27.610	195	
3	1:32.978	24.344	208	40.762	170	27.872	192		11	1:30.986	23.906	211	<b>40.094</b>	<b>177</b>	26.986	196	
4	1:38.914	24.177	209	40.677	175	34.060			12	1:32.024	24.439	208	40.410	169	27.175	195	
5	7:22.365	6:11.020	171	43.380	161	27.965	194		13	1:31.175	23.846	211	40.217	177	27.112	190	
6	1:32.096	24.180	208	40.570	174	27.346	194		14	1:32.455	23.941	211	41.235	174	27.279	196	
7	1:31.513	24.044	209	40.404	174	27.065	194		15	<b>1:30.948</b>	23.850	212	40.186	174	<b>26.912</b>	<b>197</b>	
8	1:31.529	24.104	210	40.289	174	27.136	194										

Lap	Time	SE1	SP1	SE2	SP2	SE3	SP3	TSP	Lap	Time	SE1	SP1	SE2	SP2	SE3	SP3	TSP
<b>4 Flörsch, DEU</b>									<b>theoretical besttime: 1:31.012</b>								
1	3:01.994	1:32.287	162	47.484	133	42.223			9	1:31.539	24.138	209	40.206	169	27.195	194	
2	2:52.580	1:32.370	166	45.487	142	34.723			10	1:31.805	24.040	208	40.375	169	27.390	193	
3	2:06.073	48.639	192	43.394	156	34.040			11	1:32.162	24.047	208	<b>40.051</b>	<b>166</b>	28.064	191	
4	4:38.538	3:19.305	139	49.631	152	29.602	187		12	1:32.113	24.197	208	40.759	169	27.157	194	
5	1:40.090	28.127	183	43.565	158	28.398	189		13	<b>1:31.136</b>	<b>23.877</b>	<b>210</b>	40.133	171	27.126	194	
6	1:32.931	24.354	207	40.924	164	27.653	191		14	1:31.277	24.017	210	40.102	168	27.158	194	
7	1:32.341	24.364	207	40.610	169	27.367	192		15	1:31.296	24.063	209	40.149	170	<b>27.084</b>	<b>193</b>	
8	1:32.682	24.058	208	41.182	163	27.442	192		16	1:31.665	23.956	209	40.312	168	27.397	193	

Lap	Time	SE1	SP1	SE2	SP2	SE3	SP3	TSP	Lap	Time	SE1	SP1	SE2	SP2	SE3	SP3	TSP
<b>5 Zendeli, DEU</b>									<b>theoretical besttime: 1:30.917</b>								
1	2:06.085	50.836	146	45.596	144	29.653	185		9	1:31.465	23.973	211	40.302	167	27.190	195	
2	1:35.852	25.289	200	42.057	156	28.506	191		10	2:02.577	23.975	212	1:04.469	149	34.133		
3	1:35.125	24.269	210	43.005	161	27.851	193		11	3:10.359	2:02.115	201	40.992	166	27.252	194	
4	1:32.057	24.053	211	40.511	166	27.493	193		12	1:31.639	23.945	211	40.397	168	27.297	193	
5	1:43.855	26.063	207	44.081	163	33.711			13	1:31.461	24.079	210	40.156	171	27.226	194	
6	4:19.770	3:06.904	201	44.093	156	28.773	186		14	1:32.620	<b>23.895</b>	<b>212</b>	<b>39.972</b>	<b>171</b>	28.753	193	
7	1:34.825	25.794	202	41.147	161	27.884	193		15	1:35.140	24.280	212	40.677	163	30.183	194	
8	1:32.260	24.184	209	40.651	165	27.425	194		16	<b>1:31.326</b>	23.969	211	40.307	170	<b>27.050</b>	<b>196</b>	

Lap	Time	SE1	SP1	SE2	SP2	SE3	SP3	TSP	Lap	Time	SE1	SP1	SE2	SP2	SE3	SP3	TSP
<b>6 Beckhäuser, CZE</b>									<b>theoretical besttime: 1:32.557</b>								
1	2:23.075	54.431	167	49.641	137	39.003			9	1:35.953	26.031	207	41.523	152	28.399	191	
2	2:17.649	55.993	201	43.927	149	37.729			10	1:33.642	24.467	207	41.134	154	28.041	191	
3	2:14.622	55.005	202	41.942	149	37.675			11	1:34.466	24.703	207	41.727	157	28.036	191	
4	2:18.808	1:00.877	201	42.117	153	35.814			12	1:33.482	24.596	207	41.147	158	27.739	193	
5	5:01.979	3:42.856	173	46.503	127	32.620	163		13	1:33.020	24.464	208	41.010	161	<b>27.546</b>	<b>193</b>	
6	1:39.335	26.167	205	44.427	153	28.741	190		14	1:33.499	<b>24.303</b>	<b>208</b>	41.546	161	27.650	193	
7	1:35.207	25.281	200	41.519	157	28.407	190		15	<b>1:32.723</b>	24.438	209	<b>40.708</b>	<b>162</b>	27.577	193	
8	1:44.967	24.978	196	41.368	154	38.621	151										



# ADAC Formel 4

## Sector List Free Practice 2



Provisional

Reg. Nr.: AMF-CR 12/2017



Red Bull Ring, Length: 4318m  
Air temperature: 28.27°C  
Track temperature: 31.79°C  
Weather condition: Dry

Friday, June 09, 2017 16:40:00

Lap	Time	SE1	SP1	SE2	SP2	SE3	SP3	TSP	Lap	Time	SE1	SP1	SE2	SP2	SE3	SP3	TSP
-----	------	-----	-----	-----	-----	-----	-----	-----	-----	------	-----	-----	-----	-----	-----	-----	-----

### 7 Söderström, SWE

theoretical besttime: 1:30.932

1	2:54.057	1:37.164	178	46.209	147	30.684	169		10	1:31.942	23.878	212	40.181	165	27.883	187
2	1:49.501	26.850	179	43.830	152	38.821			11	1:31.619	24.178	213	40.285	167	27.156	194
3	3:41.435	2:25.961	183	46.457	147	29.017	172		12	1:31.167	23.877	211	40.128	166	27.162	193
4	1:34.406	25.539	205	41.191	160	27.676	192		13	1:31.288	23.939	211	40.114	167	27.235	194
5	1:32.007	24.104	211	40.506	166	27.397	193		14	1:31.144	23.910	211	40.188	164	27.046	194
6	1:32.182	23.970	211	40.333	162	27.879	191		15	1:31.717	<b>23.800</b>	<b>212</b>	40.668	167	27.249	193
7	1:31.519	24.007	212	40.196	166	27.316	194		16	1:31.141	23.815	211	40.234	167	27.092	194
8	1:31.664	23.882	213	40.395	166	27.387	193		17	1:31.150	23.969	211	40.156	170	<b>27.025</b>	<b>194</b>
9	1:31.510	24.084	210	<b>40.107</b>	164	27.319	194		18	<b>1:31.037</b>	23.840	212	40.158	169	27.039	194

### 9 Armstrong, ITA

theoretical besttime: 1:30.291

1	2:37.547	1:09.473	182	43.402	157	44.672			10	1:30.536	23.878	212	39.737	178	26.921	196
2	2:02.402	53.258	203	41.187	174	27.957	193		11	1:41.075	25.780	151	45.373	145	29.922	194
3	1:31.877	24.147	210	40.293	175	27.437	194		12	1:30.674	23.878	211	39.811	177	26.985	195
4	1:31.556	23.996	211	40.062	<b>180</b>	27.498	194		13	1:30.596	23.825	211	39.719	176	27.052	194
5	1:40.686	23.953	210	41.008	162	35.725			14	1:38.649	28.928	138	42.449	167	27.272	196
6	4:40.841	3:26.227	184	45.392	133	29.222	188		15	1:30.585	23.830	211	39.856	177	26.899	194
7	1:35.031	24.966	201	41.263	171	28.802	194		16	<b>1:30.441</b>	23.876	212	<b>39.695</b>	<b>179</b>	<b>26.870</b>	<b>195</b>
8	1:31.268	24.013	210	40.072	176	27.183	193		17	1:41.895	<b>23.726</b>	<b>211</b>	42.211	156	35.958	
9	1:30.875	23.925	211	39.863	177	27.087	195									

### 10 Wagner, DEU

theoretical besttime: 1:31.818

1	3:00.107	1:43.637	164	45.936	154	30.534	186		9	1:34.953	24.247	211	41.870	142	28.836	193
2	1:34.927	25.204	205	41.491	165	28.232	192		10	1:32.553	24.073	211	40.736	157	27.744	193
3	1:32.767	24.384	211	40.788	<b>167</b>	27.595	194		11	1:32.332	24.149	210	40.780	161	27.403	194
4	1:32.989	24.137	<b>212</b>	40.921	164	27.931	192		12	1:31.985	24.040	211	40.585	161	<b>27.360</b>	<b>193</b>
5	1:39.155	24.689	208	40.886	159	33.580			13	1:32.174	24.004	210	40.684	165	27.486	195
6	4:16.853	3:06.130	200	42.398	160	28.325	192		14	<b>1:31.827</b>	<b>23.893</b>	<b>211</b>	<b>40.565</b>	<b>161</b>	27.369	194
7	1:33.322	24.330	210	41.170	164	27.822	195		15	1:39.972	24.285	211	41.092	158	34.595	
8	1:33.719	24.125	211	41.100	164	28.494	186		16	2:56.312	1:47.255	205	41.426	157	27.631	193

### 11 Wishofer, AUT

theoretical besttime: 1:31.215

1	1:44.412	33.046	196	42.314	157	29.052	178		10	1:32.624	24.693	208	40.615	170	27.316	193
2	1:34.266	24.988	209	41.086	158	28.192	192		11	1:31.799	24.109	209	40.449	174	27.241	193
3	1:33.319	24.040	<b>213</b>	40.866	169	28.413	175		12	1:31.693	24.092	210	40.365	173	27.236	194
4	1:32.909	24.554	210	40.782	170	27.573	191		13	1:32.891	24.040	210	41.313	173	27.538	193
5	1:38.864	24.102	211	41.866	168	32.896			14	1:35.089	24.052	210	41.578	147	29.459	179
6	4:43.575	3:32.498	199	43.006	167	28.071	187		15	1:35.077	26.519	198	41.172	171	27.386	192
7	1:34.302	25.221	202	41.395	172	27.686	189		16	<b>1:31.409</b>	24.035	211	<b>40.272</b>	<b>172</b>	<b>27.102</b>	<b>194</b>
8	1:34.578	24.501	206	42.514	168	27.563	<b>194</b>		17	1:31.432	23.877	211	40.413	171	27.142	193
9	1:32.553	24.128	209	40.501	174	27.924	183		18	1:34.732	<b>23.841</b>	<b>211</b>	42.516	163	28.375	193

### 12 Petrov, ITA

theoretical besttime: 1:31.251

1	2:21.147	1:04.290	183	46.110	117	30.747	188		9	1:31.592	23.912	210	40.283	170	27.397	194
2	1:34.179	24.665	206	41.355	169	28.159	192		10	1:31.561	23.928	211	40.316	173	27.317	194
3	1:34.525	24.148	209	42.013	133	28.364	193		11	1:31.530	23.952	211	40.197	169	27.381	194
4	1:32.375	24.280	209	40.502	173	27.593	193		12	1:37.576	<b>23.878</b>	<b>211</b>	40.208	169	33.490	
5	1:37.379	24.051	<b>211</b>	40.770	156	32.558			13	3:31.173	2:22.974	205	40.842	171	27.357	194
6	4:56.785	3:43.597	191	44.857	158	28.331	189		14	1:31.557	23.910	211	40.325	168	27.322	194
7	1:33.141	24.593	205	40.699	165	27.849	193		15	<b>1:31.307</b>	23.934	210	<b>40.185</b>	<b>169</b>	<b>27.188</b>	<b>195</b>
8	1:31.886	23.930	210	40.358	170	27.598	194		16	1:31.423	23.929	209	40.200	173	27.294	194

### 13 Scherer, CHE

theoretical besttime: 1:30.317

1	2:52.297	1:19.756	192	42.801	159	49.740			9	1:35.530	23.998	212	43.984	171	27.548	191
2	2:32.865	1:23.950	202	41.067	171	27.848	188		10	1:30.967	23.917	213	39.828	175	27.222	191
3	1:35.495	24.749	210	43.009	170	27.737	187		11	1:30.619	23.852	211	39.644	177	27.123	192
4	1:32.146	24.125	213	40.310	173	27.711	189		12	1:39.794	23.839	213	48.050	147	27.905	192
5	1:31.797	24.217	210	39.851	176	27.729	189		13	1:30.803	23.780	215	39.975	178	<b>27.048</b>	<b>192</b>
6	1:39.066	23.969	213	41.161	159	33.936			14	1:30.556	23.695	215	<b>39.621</b>	<b>176</b>	27.240	193



# ADAC Formel 4

## Sector List Free Practice 2



Provisional

Reg. Nr.: AMF-CR 12/2017



Red Bull Ring, Length: 4318m  
 Air temperature: 28.27°C  
 Track temperature: 31.79°C  
 Weather condition: Dry

Friday, June 09, 2017 16:40:00

Lap	Time	SE1	SP1	SE2	SP2	SE3	SP3	TSP	Lap	Time	SE1	SP1	SE2	SP2	SE3	SP3	TSP
7	5:55.418	4:44.394	208	41.953	162	29.071	189		15	<b>1:30.486</b>	<b>23.648</b>	<b>216</b>	39.762	178	27.076	193	
8	1:33.922	24.343	211	41.334	163	28.245	190										

### 15 Maini, CHE

theoretical besttime: 1:30.998

1	8:52.373	7:33.561	177	48.238	146	30.574	186		9	1:31.235	24.016	210	40.064	177	27.155	193
2	1:36.333	25.852	197	42.315	160	28.166	190		10	1:31.214	23.983	209	40.108	175	27.123	194
3	1:33.273	24.542	207	41.204	171	27.527	191		11	1:33.739	23.972	210	40.456	157	29.311	194
4	1:31.971	24.142	209	40.547	174	27.282	192		12	1:31.148	23.990	211	40.026	179	27.132	194
5	1:31.659	24.138	208	40.287	176	27.234	193		13	<b>1:31.024</b>	<b>23.882</b>	<b>212</b>	40.050	175	<b>27.092</b>	<b>195</b>
6	1:37.024	24.145	205	40.461	168	32.418	194		14	1:31.306	23.952	213	40.177	174	27.177	194
7	1:34.374	23.966	210	43.046	166	27.362	194		15	1:31.099	23.944	208	40.030	177	27.125	194
8	1:31.146	23.956	212	<b>40.024</b>	<b>181</b>	27.166	193									

### 16 van Uiter, NLD

theoretical besttime: 1:30.533

1	8:22.044	7:06.811	191	47.127	159	28.106	188		9	1:33.492	24.471	210	41.717	174	27.304	196
2	1:33.345	24.634	208	41.252	171	27.459	194		10	1:31.010	<b>23.718</b>	<b>214</b>	40.094	174	27.198	195
3	1:33.114	25.053	199	40.521	176	27.540	194		11	1:31.156	23.760	214	40.245	175	27.151	196
4	1:32.311	24.042	210	41.095	177	27.174	194		12	1:33.321	24.411	210	41.956	177	26.954	196
5	1:31.157	24.002	211	40.102	176	27.053	<b>196</b>		13	1:32.483	23.845	212	41.583	171	27.055	196
6	1:31.700	24.010	211	40.365	175	27.325	196		14	1:31.112	23.828	212	40.319	178	26.965	194
7	1:31.450	23.911	211	40.461	175	27.078	196		15	<b>1:30.613</b>	23.798	211	<b>39.898</b>	<b>177</b>	<b>26.917</b>	<b>196</b>
8	1:34.094	23.725	213	40.455	176	29.914	173		16	1:36.942	24.177	211	40.195	170	32.570	

### 18 Hanses, DEU

theoretical besttime: 1:30.052

1	1:41.601	30.770	203	42.711	162	28.120	191		10	4:53.767	3:40.689	188	43.087	153	29.991	187
2	1:32.956	24.312	209	40.792	165	27.852	189		11	1:32.558	24.337	212	40.945	162	27.276	196
3	1:32.256	24.349	210	40.329	167	27.578	192		12	1:31.633	23.803	213	40.764	174	27.066	195
4	1:31.607	24.009	211	40.237	171	27.361	193		13	1:30.663	23.794	213	<b>39.661</b>	<b>177</b>	27.208	196
5	1:32.045	24.183	211	40.521	170	27.341	194		14	1:30.529	23.671	214	39.987	174	<b>26.871</b>	<b>197</b>
6	1:31.810	23.947	211	40.647	170	27.216	194		15	1:30.717	23.840	213	39.852	173	27.025	196
7	1:31.369	23.904	211	40.193	174	27.272	193		16	1:31.113	<b>23.520</b>	<b>217</b>	39.861	168	27.732	196
8	1:33.751	24.030	211	40.556	152	29.165	193		17	<b>1:30.298</b>	23.642	214	39.682	175	26.974	196
9	1:37.204	24.125	210	40.483	165	32.596			18	1:33.976	23.957	202	41.420	164	28.599	196

### 25 Ghattas, DEU

theoretical besttime: 1:33.180

1	2:19.453	56.259	170	45.065	162	38.129			9	1:34.605	24.829	205	41.657	164	28.119	189
2	2:49.513	1:38.735	201	42.328	161	28.450	188		10	1:33.763	24.510	206	41.329	164	27.924	190
3	1:34.653	24.655	207	41.646	159	28.352	188		11	1:34.166	24.679	206	41.505	166	27.982	190
4	1:35.220	25.133	206	41.909	160	28.178	189		12	1:40.743	24.467	207	41.276	167	35.000	
5	1:34.501	24.610	207	41.676	167	28.215	189		13	4:39.163	3:29.189	193	41.773	168	28.201	189
6	1:35.130	24.700	205	42.121	167	28.309	189		14	1:36.021	24.419	207	<b>41.012</b>	<b>170</b>	30.590	180
7	1:35.623	24.749	208	42.046	163	28.828	190		15	1:34.383	25.014	209	41.394	168	27.975	190
8	1:35.573	24.412	209	42.722	162	28.439	189		16	<b>1:33.281</b>	<b>24.399</b>	<b>207</b>	41.113	170	<b>27.769</b>	<b>191</b>

### 26 Heinrich, DEU

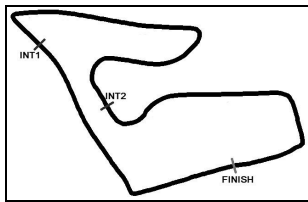
theoretical besttime: 1:31.587

1	2:51.772	1:33.957	156	46.811	142	31.004	184		10	1:33.098	25.063	213	40.602	163	27.433	195
2	1:36.290	25.490	188	42.545	163	28.255	191		11	<b>1:31.689</b>	24.080	210	40.331	170	<b>27.278</b>	<b>193</b>
3	1:33.326	24.498	208	41.052	170	27.776	190		12	1:31.995	<b>24.000</b>	<b>210</b>	<b>40.309</b>	<b>172</b>	27.686	191
4	1:33.023	24.454	209	40.944	167	27.625	192		13	1:32.614	24.188	212	40.728	166	27.698	193
5	1:33.350	24.288	210	40.795	165	28.267	192		14	1:32.176	24.093	210	40.603	168	27.480	193
6	1:32.737	24.221	209	40.862	167	27.654	193		15	1:32.113	24.068	210	40.555	167	27.490	193
7	1:32.598	24.191	208	40.887	167	27.520	192		16	1:33.737	24.046	211	41.855	163	27.836	195
8	1:42.644	24.234	210	42.074	163	36.336			17	1:32.085	24.038	212	40.455	169	27.592	196
9	4:45.932	3:35.732	175	41.465	167	28.735	179									

### 27 Nielsen, DNK

theoretical besttime: 1:30.186

1	1:43.716	31.636	201	43.184	157	28.896	187		10	1:34.545	24.536	211	41.424	165	28.585	193
2	1:34.448	24.309	<b>213</b>	42.173	161	27.966	193		11	1:31.058	23.912	213	40.000	175	27.146	194
3	1:36.014	23.980	213	40.861	150	31.173	192		12	1:30.741	23.878	212	39.829	180	27.034	194
4	1:31.568	24.086	212	40.242	173	27.240	195		13	<b>1:30.344</b>	23.757	213	39.699	182	26.888	195
5	1:31.455	23.975	213	40.116	172	27.364	193		14	1:30.388	<b>23.718</b>	<b>213</b>	<b>39.649</b>	<b>177</b>	27.021	194



# ADAC Formel 4

## Sector List Free Practice 2



Provisional

Reg. Nr.: AMF-CR 12/2017



Red Bull Ring, Length: 4318m

Air temperature: 28.27°C

Track temperature: 31.79°C

Weather condition: Dry

Friday, June 09, 2017 16:40:00

Lap	Time	SE1	SP1	SE2	SP2	SE3	SP3	TSP	Lap	Time	SE1	SP1	SE2	SP2	SE3	SP3	TSP
6	1:31.834	23.899	212	40.076	173	27.859	183		15	1:39.293	26.851	173	45.036	149	27.406	194	
7	1:40.249	24.293	212	40.131	173	35.825			16	1:30.382	23.800	212	39.763	177	<b>26.819</b>	<b>195</b>	
8	4:49.523	3:34.848	179	44.927	154	29.748	187		17	1:40.017	23.856	212	40.096	167	36.065		
9	1:41.145	25.602	201	44.438	148	31.105	189										

### 28 Schramm, DEU

theoretical besttime: 1:30.914

1	1:43.238	30.165	201	44.343	149	28.730	190		8	5:56.589	4:46.067	190	42.642	160	27.880	191	
2	1:33.965	24.501	209	41.241	166	28.223	191		9	1:32.274	24.356	208	40.552	165	27.366	193	
3	1:33.311	24.217	211	41.342	169	27.752	192		10	1:31.338	24.068	211	40.174	171	27.096	194	
4	1:32.265	24.202	210	40.655	168	27.408	193		11	1:31.171	23.913	211	40.180	171	<b>27.078</b>	<b>195</b>	
5	1:32.541	24.110	210	40.453	168	27.978	192		12	<b>1:31.001</b>	<b>23.807</b>	<b>211</b>	<b>40.029</b>	<b>168</b>	27.165	194	
6	1:32.408	24.071	210	40.575	169	27.762	187		13	1:40.542	23.838	211	40.039	172	36.665		
7	1:39.426	24.198	210	40.440	169	34.788			14	5:58.497	4:49.082	207	42.077	170	27.338	195	

### 33 Aberdein, DEU

theoretical besttime: 1:30.648

1	2:20.350	1:04.201	168	45.787	140	30.362	183		10	5:25.146	4:06.654	195	50.898	167	27.594	196	
2	1:33.909	25.071	203	41.041	170	27.797	194		11	1:31.312	23.987	211	40.044	177	27.281	194	
3	1:32.975	24.075	211	41.204	166	27.696	194		12	1:31.215	23.899	213	40.053	176	27.263	195	
4	1:31.585	23.929	213	40.274	174	27.382	192		13	1:30.993	<b>23.803</b>	<b>211</b>	40.067	177	27.123	195	
5	1:31.751	23.997	212	40.318	177	27.436	194		14	<b>1:30.668</b>	23.811	212	39.838	178	<b>27.019</b>	<b>193</b>	
6	1:32.862	24.738	204	40.415	171	27.709	194		15	1:31.261	23.823	211	40.186	175	27.252	194	
7	1:31.379	23.876	<b>213</b>	40.254	174	27.249	194		16	1:30.950	23.914	211	<b>39.826</b>	<b>179</b>	27.210	195	
8	1:31.503	24.007	210	40.142	175	27.354	<b>196</b>		17	1:41.213	23.903	211	40.244	171	37.066		
9	1:42.536	23.873	212	39.969	175	38.694											

### 42 Hoogenboom, NLD

theoretical besttime: 1:30.643

1	2:04.859	49.052	195	46.082	138	29.725	187		9	1:31.870	24.159	209	40.368	171	27.343	195	
2	1:35.815	25.246	206	42.193	154	28.376	191		10	1:38.774	24.052	209	40.420	164	34.302		
3	1:32.908	24.351	209	40.918	163	27.639	194		11	7:30.909	6:18.638	193	41.821	165	30.450	187	
4	1:32.033	24.187	210	40.486	168	27.360	193		12	1:31.758	24.250	210	40.216	171	27.292	196	
5	1:32.295	24.034	211	40.741	164	27.520	194		13	1:30.965	23.940	212	39.967	171	27.058	197	
6	1:31.632	24.058	209	40.339	170	27.235	194		14	1:31.030	23.920	212	40.027	172	27.083	196	
7	1:31.632	24.126	209	40.229	172	27.277	193		15	<b>1:30.783</b>	23.934	211	<b>39.867</b>	<b>173</b>	<b>26.982</b>	<b>197</b>	
8	1:31.965	24.141	209	40.240	167	27.584	189		16	1:31.121	<b>23.794</b>	<b>213</b>	40.195	167	27.132	199	

### 44 Vips, ITA

theoretical besttime: 1:30.302

1	2:40.304	1:10.772	187	43.269	163	46.263			9	1:31.412	24.030	212	40.247	175	27.135	194	
2	2:19.008	1:07.372	198	41.222	170	30.414	193		10	1:39.906	23.825	212	44.730	90	31.351	193	
3	1:32.068	24.186	210	40.394	176	27.488	192		11	1:30.956	23.907	211	40.002	178	27.047	196	
4	1:32.226	24.073	210	40.214	177	27.939	190		12	1:31.495	23.827	213	40.365	177	27.303	191	
5	1:41.773	25.490	206	41.710	175	34.573			13	1:30.733	23.948	210	39.857	178	26.928	195	
6	4:29.373	3:16.227	200	44.242	162	28.904	188		14	1:30.936	23.883	211	40.031	178	27.022	194	
7	1:55.298	25.051	191	57.324	121	32.923	190		15	1:30.431	<b>23.752</b>	<b>211</b>	39.911	175	26.768	196	
8	1:34.025	24.425	209	41.240	157	28.360	194		16	<b>1:30.303</b>	23.753	211	<b>39.811</b>	<b>178</b>	<b>26.739</b>	<b>196</b>	

### 68 Correa, ITA

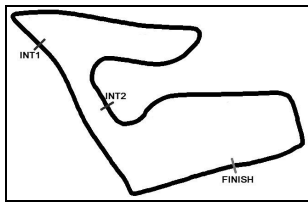
theoretical besttime: 1:30.201

1	2:49.155	1:17.762	189	43.318	161	48.075			9	1:32.441	23.895	211	41.433	175	27.113	196	
2	2:26.259	1:17.372	209	41.229	170	27.658	193		10	1:31.124	23.895	210	40.181	176	27.048	195	
3	1:32.904	24.151	211	40.441	174	28.312	193		11	1:30.560	23.733	213	39.981	179	<b>26.846</b>	<b>194</b>	
4	1:31.678	24.014	210	40.295	171	27.369	194		12	1:30.631	23.795	214	<b>39.748</b>	<b>180</b>	27.088	195	
5	1:38.062	23.953	213	40.481	172	33.628			13	<b>1:30.507</b>	23.816	213	39.792	178	26.899	197	
6	4:58.777	3:46.352	193	44.219	162	28.206	194		14	1:35.575	<b>23.607</b>	<b>215</b>	44.570	162	27.398	196	
7	1:33.680	24.200	209	42.003	160	27.477	195		15	1:30.511	23.780	212	39.879	174	26.852	197	
8	1:31.333	23.926	209	40.233	176	27.174	195		16	1:30.569	23.718	212	39.849	178	27.002	197	

### 79 Malukas, LTU

theoretical besttime: 1:31.352

1	2:48.871	1:25.923	130	51.754	129	31.194	177		11	1:31.822	23.968	209	40.364	180	27.490	195	
2	1:41.343	26.879	164	45.036	155	29.428	187		12	1:31.862	24.044	211	40.339	179	27.479	193	
3	1:36.949	25.283	198	42.970	158	28.696	171		13	1:34.204	24.020	209	40.280	178	29.904	154	
4	1:35.000	25.578	210	41.176	173	28.246	164		14	1:50.043	28.069	166	49.847	138	32.127	181	
5	1:42.030	28.512	156	45.460	169	28.058	192		15	1:32.561	24.586	212	40.506	176	27.469	195	



# ADAC Formel 4

## Sector List Free Practice 2



Provisional

Reg. Nr.: AMF-CR 12/2017



Red Bull Ring, Length: 4318m  
Air temperature: 28.27°C  
Track temperature: 31.79°C  
Weather condition: Dry

Friday, June 09, 2017 16:40:00

Lap	Time	SE1	SP1	SE2	SP2	SE3	SP3	TSP	Lap	Time	SE1	SP1	SE2	SP2	SE3	SP3	TSP
6	1:32.789	24.253	208	40.665	178	27.871	194		16	<b>1:31.379</b>	23.956	211	<b>39.999</b>	<b>182</b>	27.424	194	
7	1:33.665	24.205	198	41.687	177	27.773	192		17	1:31.525	<b>23.950</b>	<b>211</b>	40.172	178	<b>27.403</b>	<b>194</b>	
8	1:32.168	24.121	209	40.589	177	27.458	194		18	1:31.595	23.962	210	40.031	183	27.602	194	
9	1:32.387	24.144	208	40.513	180	27.730	193		19	1:32.151	24.294	209	40.296	180	27.561	195	
10	1:31.810	24.060	208	40.309	180	27.441	194										

### 80 Estner, DEU

theoretical besttime: 1:30.771

1	2:33.626	1:19.049	202	44.592	152	29.985	188		10	1:33.319	24.061	211	41.181	166	28.077	195	
2	1:35.333	24.987	205	42.105	158	28.241	192		11	1:31.277	24.000	211	40.101	172	27.176	197	
3	1:33.357	24.266	209	41.149	156	27.942	192		12	<b>1:30.851</b>	23.821	211	<b>39.946</b>	<b>173</b>	27.084	196	
4	1:32.475	24.143	211	40.565	169	27.767	192		13	1:31.586	23.853	211	40.414	168	27.319	195	
5	1:32.405	24.309	209	40.588	172	27.508	193		14	1:31.239	23.918	211	40.128	173	27.193	196	
6	1:37.680	24.117	209	40.309	175	33.254			15	1:30.971	23.899	212	39.983	173	27.089	196	
7	4:27.007	3:14.578	202	43.239	152	29.190	188		16	1:30.972	<b>23.796</b>	<b>214</b>	40.147	177	<b>27.029</b>	<b>196</b>	
8	1:33.806	24.920	205	41.183	167	27.703	194		17	1:31.276	24.110	210	40.115	178	27.051	195	
9	1:32.061	24.155	209	40.405	171	27.501	194										

### 81 Waldherr, DEU

theoretical besttime: 1:30.484

1	1:59.884	47.150	182	44.043	159	28.691	189		9	1:31.181	23.816	212	40.159	173	27.206	195	
2	1:33.524	24.643	206	41.155	169	27.726	193		10	1:30.849	23.815	211	40.092	177	26.942	196	
3	1:32.699	24.317	209	40.592	171	27.790	191		11	1:30.923	23.917	212	40.131	178	26.875	197	
4	1:33.247	24.088	210	41.765	175	27.394	192		12	1:34.150	<b>23.689</b>	<b>213</b>	43.237	167	27.224	196	
5	1:37.873	24.059	209	40.280	176	33.534			13	1:37.537	24.010	211	40.142	177	33.385		
6	6:12.497	4:54.570	162	48.383	139	29.544	193		14	2:20.697	1:09.675	208	41.563	173	29.459	193	
7	1:32.348	24.173	209	40.854	176	27.321	194		15	1:30.907	23.927	211	39.995	176	26.985	196	
8	1:31.406	24.005	210	40.236	174	27.165	195		16	<b>1:30.495</b>	23.700	212	<b>39.937</b>	<b>177</b>	<b>26.858</b>	<b>197</b>	

### 83 Moreira-Laliberte, CHE

theoretical besttime: 1:30.257

1	1:48.466	36.680	197	43.053	165	28.733	187		10	1:30.762	23.811	212	40.128	179	26.823	197	
2	1:40.949	24.652	207	48.472	171	27.825	194		11	1:32.162	23.799	212	<b>39.868</b>	<b>178</b>	28.495	192	
3	1:32.652	24.080	210	40.776	169	27.796	193		12	1:33.199	23.916	213	42.233	175	27.050	197	
4	1:32.044	24.129	211	40.700	174	27.215	196		13	<b>1:30.645</b>	23.715	212	39.992	178	26.938	197	
5	1:31.399	24.010	211	40.217	177	27.172	196		14	1:32.287	23.743	213	40.054	177	28.490	191	
6	1:39.048	23.865	214	40.562	176	34.621			15	1:43.715	28.617	146	45.580	123	29.518	196	
7	5:32.591	4:20.500	203	43.164	153	28.927	189		16	1:30.774	23.785	212	40.140	179	26.849	197	
8	1:33.616	24.762	206	41.599	172	27.255	196		17	1:30.794	<b>23.607</b>	<b>214</b>	40.405	175	<b>26.782</b>	<b>198</b>	
9	1:31.785	24.007	210	40.609	169	27.169	197										

### 96 Colombo, ITA

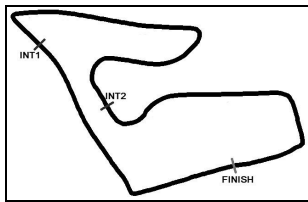
theoretical besttime: 1:30.618

1	2:54.480	1:25.429	184	45.727	145	43.324			9	1:31.783	24.055	210	40.666	177	27.062	192	
2	2:39.583	1:30.420	202	41.319	170	27.844	193		10	1:31.379	24.123	209	40.220	181	27.036	196	
3	1:31.998	24.323	209	40.318	178	27.357	191		11	1:31.234	23.853	211	<b>39.876</b>	<b>181</b>	27.505	193	
4	1:31.762	24.139	210	40.259	179	27.364	192		12	1:31.099	<b>23.786</b>	<b>213</b>	40.263	180	27.050	193	
5	1:34.496	23.965	207	40.222	180	30.309	183		13	1:31.003	23.914	211	39.944	181	27.145	200	
6	1:41.033	25.807	208	41.597	176	33.629			14	1:39.424	24.937	163	46.751	158	27.736	195	
7	5:00.422	3:48.162	196	43.819	159	28.441	192		15	1:32.290	24.281	209	40.862	177	27.147	197	
8	1:32.443	24.541	207	40.599	170	27.303	196		16	<b>1:30.766</b>	23.830	207	39.980	179	<b>26.956</b>	<b>196</b>	

### 97 Fernandez Wahbeh, ITA

theoretical besttime: 1:30.544

1	2:48.636	1:34.247	180	44.819	158	29.570	185		10	1:30.986	23.912	210	40.025	175	27.049	194	
2	1:33.548	24.942	207	40.894	173	27.712	191		11	1:30.914	23.875	210	40.093	174	26.946	194	
3	1:31.865	24.143	209	40.571	168	27.151	193		12	1:31.035	23.846	210	40.144	174	27.045	195	
4	1:31.906	23.965	211	40.776	177	27.165	192		13	1:31.238	24.186	209	40.090	173	26.962	193	
5	1:52.240	24.013	210	40.331	<b>180</b>	47.896			14	1:30.825	23.818	211	40.039	174	26.968	193	
6	4:57.776	3:47.147	201	42.572	165	28.057	191		15	1:43.288	24.864	194	50.229	139	28.195	194	
7	1:37.281	25.047	201	44.676	163	27.558	193		16	<b>1:30.623</b>	23.802	211	<b>39.878</b>	<b>175</b>	<b>26.943</b>	<b>195</b>	
8	1:31.789	24.071	209	40.485	172	27.233	<b>196</b>		17	1:30.968	23.811	211	40.176	173	26.981	195	
9	1:31.330	<b>23.723</b>	<b>214</b>	40.499	173	27.108	194										



# ADAC Formel 4

## Sector List Free Practice 2



Provisional

Reg. Nr.: AMF-CR 12/2017

Friday, June 09, 2017 16:40:00



Red Bull Ring, Length: 4318m  
 Air temperature: 28.27°C  
 Track temperature: 31.79°C  
 Weather condition: Dry

Lap	Time	SE1	SP1	SE2	SP2	SE3	SP3	TSP	Lap	Time	SE1	SP1	SE2	SP2	SE3	SP3	TSP
<b>98 Piro, DEU</b>									<b>theoretical besttime: 1:31.100</b>								
1	2:27.896	56.785	149	48.308	143	42.803			10	1:31.818	24.168	207	40.262	171	27.388	192	
2	2:27.002	1:12.943	203	44.943	154	29.116	192		11	1:31.739	24.061	208	40.254	169	27.424	192	
3	1:33.595	24.516	210	41.025	163	28.054	190		12	1:38.911	24.125	209	40.508	167	34.278		
4	1:32.911	24.346	208	40.701	165	27.864	190		13	4:05.206	2:56.618	203	41.062	166	27.526	193	
5	1:32.733	24.325	208	40.513	163	27.895	190		14	1:31.388	24.113	209	40.060	171	<b>27.215</b>	<b>193</b>	
6	1:32.654	24.358	207	40.527	166	27.769	191		15	1:31.408	<b>23.848</b>	<b>212</b>	40.328	172	27.232	192	
7	1:32.827	24.305	207	40.535	165	27.987	191		16	<b>1:31.341</b>	23.991	209	40.078	174	27.272	193	
8	1:33.436	24.432	207	40.357	164	28.647	192		17	1:31.479	24.075	208	<b>40.037</b>	<b>169</b>	27.367	192	
9	1:32.274	24.211	207	40.454	167	27.609	191										

Lap	Time	SE1	SP1	SE2	SP2	SE3	SP3	TSP	Lap	Time	SE1	SP1	SE2	SP2	SE3	SP3	TSP
<b>99 Weerts, BEL</b>									<b>theoretical besttime: 1:31.379</b>								
1	2:11.068	57.382	170	44.719	152	28.967	184		9	1:31.968	24.075	210	40.302	170	27.591	192	
2	1:35.919	25.348	193	42.262	164	28.309	193		10	1:39.728	24.274	198	41.123	164	34.331		
3	1:33.230	24.304	209	40.608	166	28.318	192		11	6:26.052	5:17.080	202	41.239	170	27.733	192	
4	1:32.345	24.232	211	40.580	166	27.533	192		12	1:32.000	24.129	209	40.477	170	27.394	193	
5	1:32.468	24.117	210	40.474	169	27.877	192		13	1:31.613	24.043	210	40.189	170	27.381	194	
6	1:32.663	24.199	209	40.363	170	28.101	194		14	1:31.623	<b>23.910</b>	<b>211</b>	<b>40.161</b>	<b>169</b>	27.552	193	
7	1:32.139	24.199	211	40.443	168	27.497	194		15	1:31.490	23.970	210	40.193	173	27.327	196	
8	1:32.740	24.043	<b>211</b>	41.097	164	27.600	192		16	<b>1:31.474</b>	23.998	210	40.168	170	<b>27.308</b>	<b>193</b>	