

ADAC TCR Germany

Result List Free Practice 2



Provisional

Reg. Nr.: AMF-CR 12/2017

Red Bull Ring, Length: 4318m

Air temperature: 30.43°C

Track temperature: 48.16°C

Weather condition: Dry

Friday, June 09, 2017 14:50:00

started : 36 classified : 36 not classified : 0

Nr.	Drivers	Team	Lap	Best Time	Gap	Diff	Kph	Day Time
Cl.	Car	Competitor						
1	39 F.Thoma(CHE) VW Golf GTI TCR	JUNIOR TEAM ENGSTLER(DEU) LIQUI MOLY Team Engstler	14	1:38.168			158.3	15:16:13
2	18 S.van der Linde(ZAF) Audi RS 3 LMS	AC 1927 Mayen e.V. im ADAC AC 1927 Mayen e.V. im ADAC	4	1:38.306	0.138	0.138	158.1	15:02:35
3	88 M.Oestreich(DEU) Honda Civic TCR	Honda Team ADAC Sachsen ADAC Sachsen e.V.	5	1:38.414	0.246	0.108	157.9	15:00:23
4	3 G.Rdest(POL) Audi RS 3 LMS	Target Competition SWE POL Target srl.	11	1:38.424	0.256	0.010	157.9	15:12:32
5	8 L.Engstler(DEU) R VW Golf GTI TCR	JUNIOR TEAM ENGSTLER(DEU) LIQUI MOLY Team Engstler	13	1:38.455	0.287	0.031	157.8	15:15:00
6	94 K.Richard(CHE) Honda Civic TCR	Target Competition UK-SUI(GBR) Target srl.	7	1:38.462	0.294	0.007	157.8	15:10:07
7	19 M.Hofer(AUT) Audi RS 3 LMS	AC 1927 Mayen e.V. im ADAC AC 1927 Mayen e.V. im ADAC	9	1:38.474	0.306	0.012	157.8	15:10:41
8	7 M.Halder(DEU) SEAT Leon TCR	Wolf-Power Racing 2 Wolf-Power Racing	9	1:38.546	0.378	0.072	157.7	15:09:07
9	41 S.Kirsch(DEU) Honda Civic TCR	Honda Team ADAC Sachsen ADAC Sachsen e.V.	4	1:38.561	0.393	0.015	157.7	14:58:18
10	1 J.Files(GBR) Honda Civic TCR	Target Competition UK-SUI(GBR) Target srl.	5	1:38.595	0.427	0.034	157.6	15:07:21
11	38 J.Wolfe(USA) VW Golf GTI TCR	TEAM ENGSTLER USA LIQUI MOLY Team Engstler	12	1:38.669	0.501	0.074	157.5	15:13:38
12	27 J.Rodrigues(PRT) Honda Civic TCR	Target Competition AUT-POR Target srl.	4	1:38.702	0.534	0.033	157.4	15:05:13
13	10 A.Buri(FIN) Audi RS 3 LMS	LMS Racing(FIN) LMS Racing	7	1:38.708	0.540	0.006	157.4	15:05:10
14	20 N.Kankkunen(FIN) Audi RS 3 LMS	LMS Racing(FIN) LMS Racing	9	1:38.713	0.545	0.005	157.4	15:15:10
15	12 S.Larsson(SWE) Audi RS 3 LMS	Target Competition SWE POL Target srl.	10	1:38.742	0.574	0.029	157.4	15:10:21
16	54 S.Reicher(AUT) R Audi RS 3 LMS	Certainty Racing Team(NLD) Certainty Racing Team BV	11	1:38.763	0.595	0.021	157.3	15:11:39
17	71 J.Pajuranta(FIN) VW Golf GTI TCR	Positione Motorsport Positione Motorsport	12	1:38.865	0.697	0.102	157.2	15:14:45
18	66 R.Jost(CHE) SEAT Leon TCR	TOPCAR Sport TOPCAR Sport	9	1:38.908	0.740	0.043	157.1	15:10:26
19	78 F.Danz(CHE) SEAT Leon TCR	Schlaeppli Race-Tec(CHE) Schlaeppli Race-Tec	12	1:38.924	0.756	0.016	157.1	15:16:26
20	99 T.Zimmermann(DEU) Audi RS 3 LMS	Target Competition GER Target srl.	4	1:39.006	0.838	0.082	157.0	15:06:32
21	14 N.Langeveld(NLD) Audi RS 3 LMS	Racing One Racing One GmbH	4	1:39.080	0.912	0.074	156.8	14:57:19
22	9 S.Goede(DEU) VW Golf GTI TCR	TEAM ENGSTLER USA LIQUI MOLY Team Engstler	13	1:39.084	0.916	0.004	156.8	15:15:36
23	24 R.Brezina(DEU) R Audi RS 3 LMS	Aust Motorsport(DEU) Aust Motorsport GmbH	7	1:39.130	0.962	0.046	156.8	15:06:05
24	98 T.Lautenschlager(DEU) Audi RS 3 LMS	Target Competition GER Target srl.	4	1:39.231	1.063	0.101	156.6	15:06:46
25	40 D.Koster(NLD) Audi RS 3 LMS	Certainty Racing Team(NLD) Dillon Koster	13	1:39.248	1.080	0.017	156.6	15:15:32
26	11 J.Schmarl(AUT) Honda Civic TCR	Target Competition AUT-POR Target srl.	11	1:39.257	1.089	0.009	156.6	15:19:41



ADAC TCR Germany

Result List Free Practice 2



Provisional

Reg. Nr.: AMF-CR 12/2017

Friday, June 09, 2017 14:50:00

Red Bull Ring, Length: 4318m

Air temperature: 30.43°C

Track temperature: 48.16°C

Weather condition: Dry

started : 36 classified : 36 not classified : 0

Nr.	Drivers	Team	Lap	Best Time	Gap	Diff	Kph	Day Time
Cl.	Car	Competitor						
27	2 A.Morgan(GBR) SEAT Leon TCR	Wolf-Power Racing 2 Wolf-Power Racing	14	1:39.294	1.126	0.037	156.5	15:16:10
28	35 R.Rhyn(CHE) R SEAT Leon TCR	TOPCAR Sport TOPCAR Sport	13	1:39.344	1.176	0.050	156.4	15:15:57
29	44 S.Kaibach(DEU) Audi RS 3 LMS	Aust Motorsport(DEU) Aust Motorsport GmbH	5	1:39.346	1.178	0.002	156.4	14:59:44
30	22 H.Proczyk(AUT) SEAT Leon TCR	HP Racing HP Racing	11	1:39.359	1.191	0.013	156.4	15:14:25
31	42 L.Niedertscheider(AUT) SEAT Leon TCR	Niedertscheider Motorsport(AUT) Niedertscheider Motorsport	12	1:39.434	1.266	0.075	156.3	15:19:52
32	13 K.Jordan(DEU) VW Golf GTI TCR	Racing One Racing One GmbH	4	1:39.447	1.279	0.013	156.3	14:57:10
33	28 P.Eberle(CHE) SEAT Leon TCR	Steibel Motorsport(CZE) Pascal Eberle	5	1:39.699	1.531	0.252	155.9	14:59:09
34	23 S.Steibel(DEU) VW Golf GTI TCR	Steibel Motorsport(CZE) Steibel Motorsport	10	1:40.263	2.095	0.564	155.0	15:10:14
35	84 M.Sandberg(NLD) Audi RS 3 LMS	Racing One 2 Racing One GmbH	12	1:40.450	2.282	0.187	154.7	15:15:28
36	64 S.Markert(DEU) Audi RS 3 LMS	GermanFLAVOURS Racing ADAC Berlin-Brandenburg e.V.	3	1:40.462	2.294	0.012	154.7	14:56:57

Subject to final scrutineering!

Publication time:	Clerk of the Course: Andreas Meklau	Timekeeper: Steffen Ruhl
-------------------	-------------------------------------	--------------------------



ADAC TCR Germany

Result List Combined Free Practice Combined



Provisional

Reg. Nr.: AMF-CR 12/2017

Friday, June 09, 2017 9:10:00

Red Bull Ring, Length: 4318m

Air temperature: N/A°C

Track temperature: N/A°C

Weather condition: Dry

started : 39 classified : 39 not classified : 0

	Nr. Drivers	Team	Time 1	Time 2	Time 3	Gap
	Cl. Car	Competitor				
1	41 S.Kirsch Honda Civic TCR	Honda Team ADAC Sachsen ADAC Sachsen e.V.	1:37.416	1:38.561		
2	36 D.Calcum Opel Astra TCR	Lubner Motorsport(DEU) Lubner Motorsport	1:37.636			0.220
3	1 J.Files Honda Civic TCR	Target Competition UK-SUI(GBR) Target srl.	1:37.727	1:38.595		0.311
4	17 J.Preisig Opel Astra TCR	Lubner Motorsport(DEU) Lubner Motorsport	1:37.922			0.506
5	39 F.Thoma VW Golf GTI TCR	JUNIOR TEAM ENGSTLER(DEU) LIQUI MOLY Team Engstler	1:38.361	1:38.168		0.752
6	99 T.Zimmermann Audi RS 3 LMS	Target Competition GER Target srl.	1:38.185	1:39.006		0.769
7	94 K.Richard Honda Civic TCR	Target Competition UK-SUI(GBR) Target srl.	1:38.197	1:38.462		0.781
8	8 L.Engstler R VW Golf GTI TCR	JUNIOR TEAM ENGSTLER(DEU) LIQUI MOLY Team Engstler	1:38.258	1:38.455		0.842
9	98 T.Lautenschlager Audi RS 3 LMS	Target Competition GER Target srl.	1:38.282	1:39.231		0.866
10	18 S.van der Linde Audi RS 3 LMS	AC 1927 Mayen e.V. im ADAC AC 1927 Mayen e.V. im ADAC	1:38.348	1:38.306		0.890
11	11 J.Schmarl Honda Civic TCR	Target Competition AUT-POR Target srl.	1:38.389	1:39.257		0.973
12	14 N.Langeveld Audi RS 3 LMS	Racing One Racing One GmbH	1:38.404	1:39.080		0.988
13	88 M.Oestreich Honda Civic TCR	Honda Team ADAC Sachsen ADAC Sachsen e.V.	1:38.775	1:38.414		0.998
14	3 G.Rdest Audi RS 3 LMS	Target Competition SWE POL Target srl.	1:38.717	1:38.424		1.008
15	19 M.Hofer Audi RS 3 LMS	AC 1927 Mayen e.V. im ADAC AC 1927 Mayen e.V. im ADAC	1:38.457	1:38.474		1.041
16	10 A.Buri Audi RS 3 LMS	LMS Racing(FIN) LMS Racing	1:38.482	1:38.708		1.066
17	7 M.Halder SEAT Leon TCR	Wolf-Power Racing 2 Wolf-Power Racing	1:38.730	1:38.546		1.130
18	35 R.Rhyn R SEAT Leon TCR	TOPCAR Sport TOPCAR Sport	1:38.567	1:39.344		1.151
19	54 S.Reicher R Audi RS 3 LMS	Certainty Racing Team(NLD) Certainty Racing Team BV	1:38.594	1:38.763		1.178
20	38 J.Wolfe VW Golf GTI TCR	TEAM ENGSTLER USA LIQUI MOLY Team Engstler	1:38.609	1:38.669		1.193
21	42 L.Niedertscheider SEAT Leon TCR	Niedertscheider Motorsport(AUT) Niedertscheider Motorsport	1:38.686	1:39.434		1.270
22	27 J.Rodrigues Honda Civic TCR	Target Competition AUT-POR Target srl.	1:38.706	1:38.702		1.286
23	20 N.Kankkunen Audi RS 3 LMS	LMS Racing(FIN) LMS Racing	1:39.820	1:38.713		1.297
24	66 R.Jost SEAT Leon TCR	TOPCAR Sport TOPCAR Sport	1:38.715	1:38.908		1.299
25	12 S.Larsson Audi RS 3 LMS	Target Competition SWE POL Target srl.	1:38.880	1:38.742		1.326
26	24 R.Brezina R Audi RS 3 LMS	Aust Motorsport(DEU) Aust Motorsport GmbH	1:38.806	1:39.130		1.390



ADAC TCR Germany

Result List Combined Free Practice Combined



Provisional

Reg. Nr.: AMF-CR 12/2017

Friday, June 09, 2017 9:10:00

Red Bull Ring, Length: 4318m

Air temperature: N/A°C

Track temperature: N/A°C

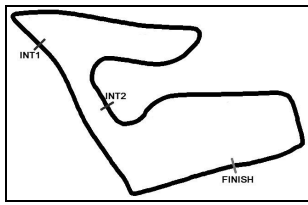
Weather condition: Dry

started : 39 classified : 39 not classified : 0

Nr.	Drivers	Team	Time 1	Time 2	Time 3	Gap
Cl.	Car	Competitor				
27	71 J.Pajuranta VW Golf GTI TCR	Positione Motorsport Positione Motorsport	1:38.812	1:38.865		1.396
28	2 A.Morgan SEAT Leon TCR	Wolf-Power Racing 2 Wolf-Power Racing	1:38.833	1:39.294		1.417
29	44 S.Kaibach Audi RS 3 LMS	Aust Motorsport(DEU) Aust Motorsport GmbH	1:38.896	1:39.346		1.480
30	78 F.Danz SEAT Leon TCR	Schlaepfi Race-Tec(CHE) Schlaepfi Race-Tec	1:39.222	1:38.924		1.508
31	22 H.Proczyk SEAT Leon TCR	HP Racing HP Racing	1:39.061	1:39.359		1.645
32	9 S.Goede VW Golf GTI TCR	TEAM ENGSTLER USA LIQUI MOLY Team Engstler	1:39.876	1:39.084		1.668
33	28 P.Eberle SEAT Leon TCR	Steibel Motorsport(CZE) Pascal Eberle	1:39.193	1:39.699		1.777
34	40 D.Koster Audi RS 3 LMS	Certainty Racing Team(NLD) Dillon Koster	1:40.205	1:39.248		1.832
35	82 T.Kramwinkel Audi RS 3 LMS	GermanFLAVOURS Racing GermanFLAVOURS Racing	1:39.329			1.913
36	13 K.Jordan VW Golf GTI TCR	Racing One Racing One GmbH	1:39.710	1:39.447		2.031
37	23 S.Steibel VW Golf GTI TCR	Steibel Motorsport(CZE) Steibel Motorsport	1:39.967	1:40.263		2.551
38	64 S.Markert Audi RS 3 LMS	GermanFLAVOURS Racing ADAC Berlin-Brandenburg e.V.	1:40.225	1:40.462		2.809
39	84 M.Sandberg Audi RS 3 LMS	Racing One 2 Racing One GmbH	1:40.370	1:40.450		2.954

Subject to final scrutineering!

Publication time:	Clerk of the Course: Andreas Meklau	Timekeeper: Steffen Ruhl
-------------------	-------------------------------------	--------------------------



ADAC TCR Germany



Sector List Free Practice 2

Provisional

Reg. Nr.: AMF-CR 12/2017

Red Bull Ring, Length: 4318m

Air temperature: 30.43°C

Track temperature: 48.16°C

Weather condition: Dry

Friday, June 09, 2017 14:50:00

Lap	Time	SE1	SP1	SE2	SP2	SE3	SP3	TSP	Lap	Time	SE1	SP1	SE2	SP2	SE3	SP3	TSP
1 Files, GBR									theoretical besttime: 1:38.430								
1	2:24.298	1:02.549	159	48.056	120	33.693	183		5	1:38.595	24.931	210	43.300	150	30.364	187	
2	1:52.776	29.153	141	50.224	138	33.399	186		6	1:38.945	25.194	204	43.455	150	30.296	188	
3	1:56.528	25.214	209	48.300	133	43.014			7	1:42.096	24.936	215	46.679	145	30.481	190	
4	9:28.390	8:12.436	203	44.511	134	31.443	188		8	1:51.821	24.834	214	43.656	153	43.331		

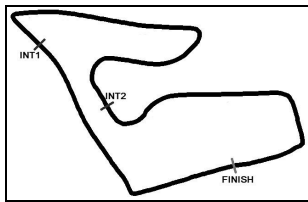
2 Morgan, GBR									theoretical besttime: 1:39.163								
1	2:05.618	45.950	184	47.859	132	31.809	185		10	1:39.452	25.206	211	43.914	147	30.332	185	
2	1:42.164	25.349	209	45.192	142	31.623	186		11	1:39.472	24.990	214	44.139	146	30.343	185	
3	1:39.772	25.286	211	44.075	146	30.411	186		12	1:39.350	25.060	212	43.945	147	30.345	185	
4	1:39.669	25.182	213	43.985	145	30.502	184		13	1:39.334	25.100	212	43.864	149	30.370	185	
5	1:39.838	25.260	211	44.161	148	30.417	185		14	1:39.294	25.032	213	43.902	147	30.360	185	
6	1:39.861	25.127	213	44.117	149	30.617	184		15	1:39.582	25.076	214	43.967	149	30.539	184	
7	1:53.435	27.019	181	46.820	146	39.596			16	1:39.553	25.226	211	43.925	146	30.402	186	
8	3:53.720	2:30.330	121	52.571	133	30.819	185		17	1:58.561	25.227	199	53.076	133	40.258	173	
9	1:39.501	25.172	209	44.020	143	30.309	184										

3 Rdest, POL									theoretical besttime: 1:38.424								
1	2:54.657	1:21.803	134	55.827	115	37.027	166		9	4:03.950	2:38.265	113	52.942	128	32.743	177	
2	1:53.372	30.413	166	51.483	124	31.476	184		10	1:41.154	26.111	207	44.708	140	30.335	187	
3	1:40.899	25.278	208	44.800	142	30.821	184		11	1:38.424	24.707	214	43.547	150	30.170	186	
4	1:39.988	25.150	211	44.238	142	30.600	184		12	1:39.161	24.929	213	43.936	146	30.296	185	
5	1:39.919	25.167	211	44.129	146	30.623	184		13	1:38.988	25.038	211	43.725	145	30.225	184	
6	1:39.622	25.049	211	43.853	145	30.720	183		14	1:50.879	27.290	157	53.056	145	30.533	185	
7	1:40.219	25.148	211	44.219	144	30.852	184		15	1:39.481	24.988	212	43.964	145	30.529	186	
8	1:59.415	25.417	184	46.368	131	47.630			16	2:06.743	28.814	171	47.061	127	50.868		

7 Halder, DEU									theoretical besttime: 1:38.505								
1	2:06.640	48.718	183	46.318	144	31.604	183		9	1:38.546	24.865	213	43.480	148	30.201	187	
2	1:48.818	25.642	210	44.677	149	38.499			10	1:39.222	24.876	214	43.527	150	30.819	181	
3	2:26.772	1:00.507	183	45.903	147	40.362			11	1:48.107	25.793	212	43.647	150	38.667		
4	2:26.239	1:04.529	208	44.258	146	37.452			12	3:57.357	2:37.412	165	49.121	122	30.824	187	
5	3:43.782	2:28.126	198	44.802	147	30.854	186		13	1:39.180	24.953	215	43.850	149	30.377	186	
6	1:39.181	25.134	212	43.816	150	30.231	187		14	1:40.366	24.907	215	43.554	150	31.905	184	
7	1:38.686	24.907	213	43.492	152	30.287	185		15	1:56.039	26.750	213	49.017	133	40.272		
8	1:38.787	24.894	213	43.733	152	30.160	187										

8 Engstler, DEU									theoretical besttime: 1:38.248								
1	1:53.489	33.417	167	48.032	137	32.040	179		9	1:46.940	25.022	210	43.957	145	37.961		
2	1:46.140	29.521	193	45.802	139	30.817	180		10	2:29.668	1:09.890	206	44.046	144	35.732		
3	1:44.352	29.445	191	44.434	147	30.473	184		11	3:25.791	2:06.363	167	47.723	133	31.705	183	
4	1:39.313	25.199	210	43.886	144	30.228	183		12	1:45.157	29.655	149	45.463	147	30.039	186	
5	1:39.127	25.044	210	43.868	151	30.215	184		13	1:38.455	24.929	210	43.345	152	30.181	185	
6	1:41.616	27.421	179	43.991	147	30.204	186		14	1:38.488	24.953	211	43.561	151	29.974	185	
7	1:39.042	25.012	211	43.763	150	30.267	186		15	2:06.696	25.381	184	53.413	109	47.902		
8	1:51.325	25.377	209	54.503	121	31.445	186										

9 Goede, DEU									theoretical besttime: 1:39.040								
1	1:59.434	40.838	185	47.088	138	31.508	182		9	1:40.275	25.300	207	44.184	150	30.791	184	
2	1:53.986	26.299	205	45.161	139	42.526			10	1:40.071	25.175	207	44.093	145	30.803	183	
3	2:57.659	1:38.856	201	45.893	127	32.910	182		11	1:44.001	25.196	211	47.468	125	31.337	184	
4	1:41.251	25.565	208	44.502	154	31.184	182		12	1:39.427	25.223	209	43.821	147	30.383	184	
5	1:41.727	25.631	206	44.898	141	31.198	183		13	1:39.084	25.219	209	43.516	140	30.349	183	
6	1:41.214	25.645	207	44.470	155	31.099	183		14	1:59.770	25.284	210	50.554	125	43.932		
7	1:50.440	25.559	208	44.529	144	40.352			15	3:13.988	1:57.956	200	45.245	142	30.787	183	
8	3:27.085	2:06.842	183	47.855	115	32.388	182										



ADAC TCR Germany



Sector List Free Practice 2

Provisional

Reg. Nr.: AMF-CR 12/2017

Red Bull Ring, Length: 4318m

Air temperature: 30.43°C

Track temperature: 48.16°C

Weather condition: Dry

Friday, June 09, 2017 14:50:00

Lap	Time	SE1	SP1	SE2	SP2	SE3	SP3	TSP	Lap	Time	SE1	SP1	SE2	SP2	SE3	SP3	TSP
10	Buri, FIN								theoretical besttime: 1:38.535								
1	2:08.673	50.932	180	46.490	136	31.251	186		7	1:38.708	25.020	211	43.455	152	30.233	186	
2	1:41.931	25.056	213	46.449	143	30.426	187		8	1:38.715	24.899	210	43.600	152	30.216	184	
3	1:39.009	24.927	212	43.749	149	30.333	187		9	1:48.504	26.497	176	46.058	145	35.949		
4	1:39.015	24.900	213	43.671	149	30.444	185		10	10:36.462	9:04.220	144	54.929	117	37.313	143	
5	1:44.849	24.864	211	44.458	145	35.527			11	2:06.022	36.884	125	56.207	134	32.931	157	
6	4:37.981	3:18.832	183	47.975	133	31.174	186										

11	Schmarl, AUT								theoretical besttime: 1:39.065								
1	12:53.706	11:17.709	157	58.951	108	37.046	184		7	1:39.688	25.142	212	43.890	144	30.656	187	
2	1:49.324	29.467	165	48.312	137	31.545	186		8	1:39.494	25.068	212	43.799	138	30.627	182	
3	1:40.959	25.593	205	44.275	138	31.091	188		9	1:39.388	25.112	211	43.684	145	30.592	186	
4	1:39.721	25.140	210	43.890	139	30.691	188		10	1:39.643	25.030	211	43.816	146	30.797	184	
5	1:39.785	25.088	211	43.905	139	30.792	184		11	1:39.257	25.135	208	43.654	146	30.468	186	
6	1:39.885	25.185	210	44.016	143	30.684	187		12	1:39.340	25.110	210	43.567	139	30.663	186	

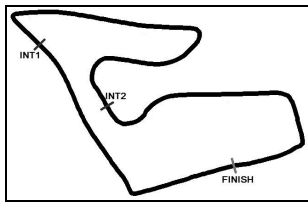
12	Larsson, SWE								theoretical besttime: 1:38.657								
1	2:41.128	1:18.902	136	49.585	130	32.641	180		9	1:42.723	26.336	204	45.525	138	30.862	185	
2	1:48.819	28.045	169	49.235	129	31.539	172		10	1:38.742	24.945	210	43.589	147	30.208	186	
3	1:42.350	26.488	206	45.081	141	30.781	183		11	1:39.849	24.898	212	44.694	145	30.257	186	
4	1:40.214	24.981	211	44.388	141	30.845	183		12	1:39.455	24.860	212	43.838	145	30.757	187	
5	1:41.371	26.415	207	44.448	143	30.508	184		13	1:40.242	24.967	213	44.575	142	30.700	185	
6	1:39.587	25.149	210	43.810	144	30.628	184		14	1:44.423	24.918	211	47.838	130	31.667	185	
7	1:57.293	25.095	211	48.247	125	43.951			15	1:39.601	25.043	211	43.794	144	30.764	184	
8	3:48.628	2:17.018	147	57.042	117	34.568	181		16	2:00.844	27.423	143	51.268	133	42.153		

13	Jordan, DEU								theoretical besttime: 1:39.208								
1	2:11.638	54.455	162	46.292	139	30.891	185		7	1:40.415	25.073	209	43.944	149	31.398	185	
2	1:39.704	25.380	209	43.870	144	30.454	185		8	1:55.214	25.296	211	46.867	122	43.051		
3	1:39.588	25.176	210	43.940	146	30.472	186		9	5:45.162	4:30.465	207	44.170	142	30.527	185	
4	1:39.447	25.260	210	43.772	146	30.415	186		10	1:39.862	25.172	210	44.170	145	30.520	186	
5	1:55.274	25.021	211	43.934	143	46.319			11	1:56.181	25.228	210	43.930	146	47.023		
6	6:46.351	5:31.007	198	44.773	140	30.571	187		12								

14	Langeveld, NLD								theoretical besttime: 1:38.746								
1	2:01.074	38.090	122	50.727	132	32.257	182		8	1:47.622	25.103	212	44.007	147	38.512		
2	1:44.551	26.237	180	46.139	142	32.175	177		9	7:14.115	5:51.737	151	50.114	126	32.264	184	
3	1:54.598	29.489	133	53.055	136	32.054	185		10	1:40.027	25.503	211	44.060	145	30.464	186	
4	1:39.080	24.951	213	43.656	147	30.473	185		11	1:39.270	24.761	215	43.986	149	30.523	185	
5	1:39.248	24.988	213	43.675	149	30.585	184		12	1:49.878	24.895	214	43.867	147	41.116		
6	1:39.125	24.969	212	43.521	145	30.635	182		13	3:50.053	2:31.964	142	47.274	142	30.815	185	
7	1:39.308	24.934	213	43.653	149	30.721	184										

18	van der Linde, ZAF								theoretical besttime: 1:38.280								
1	2:43.824	1:14.276	109	53.731	130	35.817	150		5	1:38.484	24.826	213	43.407	148	30.251	187	
2	2:04.208	29.706	181	48.995	123	45.507			6	1:50.577	24.823	215	43.640	146	42.114		
3	6:08.863	4:54.355	204	44.117	146	30.391	186		7	8:50.177	7:29.530	153	44.328	146	36.319		
4	1:38.306	24.849	213	43.278	148	30.179	187										

19	Hofer, AUT								theoretical besttime: 1:38.374								
1	3:22.642	1:52.194	128	55.697	114	34.751	179		7	4:24.414	2:46.901	114	55.489	83	42.024	159	
2	2:03.793	30.127	171	49.641	131	44.025			8	1:46.833	30.359	143	46.089	142	30.385	188	
3	2:15.647	59.557	198	45.400	142	30.690	186		9	1:38.474	24.757	216	43.299	153	30.418	187	
4	1:39.919	25.150	213	44.326	146	30.443	186		10	1:38.819	24.849	216	43.652	154	30.318	187	
5	1:39.344	25.078	213	43.905	146	30.361	187		11	1:58.358	25.684	205	49.058	117	43.616		
6	1:49.685	25.166	213	44.048	142	40.471											



ADAC TCR Germany



Sector List Free Practice 2

Provisional

Reg. Nr.: AMF-CR 12/2017

Red Bull Ring, Length: 4318m

Air temperature: 30.43°C

Track temperature: 48.16°C

Weather condition: Dry

Friday, June 09, 2017 14:50:00

Lap	Time	SE1	SP1	SE2	SP2	SE3	SP3	TSP	Lap	Time	SE1	SP1	SE2	SP2	SE3	SP3	TSP
20	Kankkunen, FIN								theoretical besttime: 1:38.571								
1	2:47.214	1:23.694	164	52.116	131	31.404	184		7	10:12.903	8:54.683	192	47.146	133	31.074	183	
2	1:55.185	29.205	187	53.863	135	32.117	179		8	1:39.467	25.422	210	43.779	142	30.266	185	
3	1:40.986	25.805	208	44.392	144	30.789	183		9	1:38.713	24.944	212	43.361	148	30.408	184	
4	1:39.850	25.356	209	43.904	147	30.590	183		10	1:41.050	25.059	213	45.470	144	30.521	184	
5	1:39.245	25.040	208	43.552	145	30.653	184		11	2:02.298	25.022	210	43.786	142	53.490		
6	1:56.255	25.167	210	44.780	142	46.308											

22	Proczyk, AUT								theoretical besttime: 1:39.199								
1	2:35.468	1:04.134	151	54.249	123	37.085	156		8	1:39.677	25.235	211	43.761	152	30.681	185	
2	2:02.764	28.562	171	49.228	131	44.974			9	1:39.411	24.960	214	43.700	153	30.751	185	
3	2:48.428	1:30.392	192	46.248	142	31.788	182		10	1:48.049	25.024	213	51.417	123	31.608	183	
4	1:40.816	25.411	209	44.394	144	31.011	184		11	1:39.359	25.024	213	43.573	150	30.762	185	
5	1:39.645	25.173	210	43.806	152	30.666	184		12	1:42.874	25.069	213	45.363	129	32.442	184	
6	1:52.399	25.299	210	44.192	144	42.908			13	1:50.293	25.084	203	45.549	141	39.660		
7	4:58.503	3:37.927	152	49.271	133	31.305	185		14								

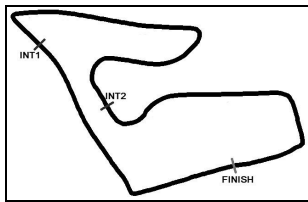
23	Steibel, DEU								theoretical besttime: 1:40.167								
1	2:36.070	1:09.408	143	51.903	124	34.759	160		9	1:40.514	25.662	205	44.149	145	30.703	184	
2	1:50.039	28.463	170	49.095	131	32.481	181		10	1:40.263	25.441	208	44.207	139	30.615	184	
3	1:41.787	25.917	205	44.878	139	30.992	183		11	1:40.551	25.403	207	44.416	144	30.732	183	
4	1:40.303	25.467	205	44.154	140	30.682	182		12	1:40.966	25.535	206	44.632	138	30.799	183	
5	1:40.861	25.678	204	44.175	147	31.008	181		13	1:53.302	25.563	208	46.006	136	41.733		
6	1:52.984	26.765	180	45.094	136	41.125			14	2:22.792	1:05.675	201	45.800	138	31.317	183	
7	3:47.852	2:30.748	140	46.209	139	30.895	183		15	1:40.774	25.703	206	44.245	145	30.826	184	
8	1:43.455	26.126	207	46.589	141	30.740	184		16	1:43.329	25.607	206	45.510	139	32.212	181	

24	Brezina, DEU								theoretical besttime: 1:38.724								
1	3:11.919	1:35.972	142	57.910	120	38.037	172		8	1:42.369	25.086	211	45.376	131	31.907	186	
2	2:07.620	30.946	143	59.991	108	36.683	173		9	1:40.060	24.986	211	43.920	142	31.154	185	
3	2:14.036	32.719	73	1:00.136	122	41.181			10	1:39.264	24.941	213	43.864	143	30.459	186	
4	3:33.285	2:16.758	164	45.825	140	30.702	186		11	1:47.271	24.975	212	48.014	123	34.282	186	
5	1:39.675	25.003	211	44.068	144	30.604	186		12	1:39.676	24.956	213	44.256	147	30.464	186	
6	1:39.342	24.978	211	44.003	146	30.361	187		13	1:46.269	24.776	214	47.332	129	34.161	186	
7	1:39.130	25.040	211	43.587	147	30.503	185		14	1:57.548	24.887	214	48.622	112	44.039		

27	Rodrigues, PRT								theoretical besttime: 1:38.424								
1	4:00.090	2:29.832	146	54.965	119	35.293	177		7	1:39.120	24.893	213	43.562	149	30.665	189	
2	2:01.430	27.263	205	48.429	128	45.738			8	1:47.392	27.590	186	48.744	136	31.058	189	
3	7:32.808	6:17.132	205	44.872	138	30.804	187		9	1:38.776	24.963	213	43.413	151	30.400	188	
4	1:38.702	25.036	210	43.403	152	30.263	188		10	1:38.915	24.863	214	43.855	153	30.197	188	
5	1:38.956	24.824	212	43.629	152	30.503	188		11	2:13.073	34.351	122	52.100	143	46.622		
6	1:39.387	24.905	211	43.822	150	30.660	188										

28	Eberle, CHE								theoretical besttime: 1:39.550								
1	2:27.539	1:01.458	146	52.205	130	33.876	183		8	1:39.833	25.087	211	44.031	152	30.715	184	
2	1:41.399	25.599	209	45.028	144	30.772	183		9	1:40.506	25.313	210	44.293	152	30.900	184	
3	1:39.931	25.265	210	43.955	150	30.711	183		10	1:40.128	25.357	211	44.079	150	30.692	185	
4	1:40.081	25.189	209	44.257	148	30.635	184		11	1:40.107	25.282	211	44.124	150	30.701	184	
5	1:39.699	25.236	209	43.879	147	30.584	185		12	1:50.514	25.388	209	45.590	142	39.536		
6	1:47.854	25.370	209	44.135	150	38.349			13	2:57.455	1:26.276	182	50.377	140	40.802		
7	4:00.995	2:40.170	189	49.908	146	30.917	184										

35	Rhyh, CHE								theoretical besttime: 1:39.147								
1	2:12.466	49.808	172	50.231	131	32.427	185		9	1:50.687	25.354	211	44.799	136	40.534		
2	1:41.366	25.459	210	45.037	141	30.870	184		10	5:12.021	3:50.508	171	48.518	131	32.995	186	
3	1:40.226	25.205	211	44.374	146	30.647	184		11	1:39.813	25.191	212	44.093	151	30.529	185	
4	1:40.362	25.218	208	44.434	146	30.710	184		12	1:39.511	25.050	211	44.004	150	30.457	185	
5	1:39.942	25.048	212	44.156	145	30.738	184		13	1:39.344	25.114	212	43.950	147	30.280	185	
6	1:39.849	25.158	211	44.128	149	30.563	184		14	1:39.516	25.298	211	43.819	147	30.399	183	



ADAC TCR Germany



Sector List Free Practice 2

Provisional

Reg. Nr.: AMF-CR 12/2017

Red Bull Ring, Length: 4318m

Air temperature: 30.43°C

Track temperature: 48.16°C

Weather condition: Dry

Friday, June 09, 2017 14:50:00

Lap	Time	SE1	SP1	SE2	SP2	SE3	SP3	TSP	Lap	Time	SE1	SP1	SE2	SP2	SE3	SP3	TSP
7	1:39.908	25.159	211	44.008	147	30.741	182		15	1:39.619	25.339	210	43.869	150	30.411	185	
8	1:41.173	25.828	211	44.365	143	30.980	183		16	1:40.038	25.238	210	44.320	149	30.480	186	

38 Wolfe, USA

theoretical besttime: 1:38.570

1	2:26.885	59.706	145	52.736	131	34.443	179		9	3:17.112	1:59.965	203	46.644	142	30.503	183	
2	1:52.739	32.186	152	47.251	118	33.302	182		10	1:40.735	25.280	210	44.625	144	30.830	186	
3	1:56.191	27.263	179	47.281	141	41.647			11	1:41.138	25.054	209	44.676	138	31.408	185	
4	2:14.421	1:00.172	204	43.915	146	30.334	183		12	1:38.669	24.823	212	43.413	149	30.433	183	
5	1:39.461	25.268	207	43.759	147	30.434	182		13	1:52.636	25.247	213	44.644	133	42.745		
6	1:39.236	25.189	208	43.622	151	30.425	184		14	3:08.366	1:53.065	205	43.932	144	31.369	185	
7	1:39.335	25.115	210	43.792	149	30.428	184		15	1:52.820	25.144	209	43.676	134	44.000		
8	1:52.077	25.104	211	43.771	150	43.202											

39 Thoma, CHE

theoretical besttime: 1:38.024

1	1:58.075	38.545	154	46.771	135	32.759	180		9	1:40.406	25.006	209	44.877	145	30.523	183	
2	1:46.276	28.337	167	46.233	144	31.706	183		10	1:39.272	25.070	209	43.785	144	30.417	183	
3	1:40.292	25.688	207	44.073	141	30.531	185		11	1:48.534	25.030	210	44.117	150	39.387		
4	1:48.162	25.703	172	50.748	134	31.711	184		12	3:53.953	2:32.687	183	49.223	144	32.043	179	
5	1:41.359	25.440	209	44.371	133	31.548	164		13	1:39.127	25.469	208	43.638	147	30.020	185	
6	1:40.365	25.696	210	44.288	145	30.381	184		14	1:38.168	24.835	211	43.169	149	30.164	184	
7	1:39.658	25.309	210	43.839	145	30.510	183		15	1:50.946	25.019	210	46.698	133	39.229		
8	1:39.809	25.465	207	43.668	133	30.676	183										

40 Koster, NLD

theoretical besttime: 1:38.881

1	2:44.607	1:17.723	132	53.757	127	33.127	182		9	1:43.055	25.772	209	44.813	142	32.470	183	
2	1:44.764	25.912	166	47.198	138	31.654	183		10	1:39.927	25.285	213	43.999	145	30.643	185	
3	1:41.538	26.015	211	44.617	140	30.906	185		11	1:39.957	24.969	213	43.552	146	31.436	180	
4	1:39.644	24.977	214	44.005	144	30.662	186		12	1:40.415	25.758	211	44.024	147	30.633	185	
5	1:39.876	25.015	213	44.094	148	30.767	185		13	1:39.248	25.110	212	43.778	142	30.360	186	
6	1:40.294	25.236	214	44.330	144	30.728	186		14	1:39.380	25.126	214	43.768	145	30.486	186	
7	1:52.562	25.027	213	47.753	138	39.782			15	1:40.379	25.325	212	44.598	144	30.456	185	
8	4:06.393	2:42.800	172	47.838	106	35.755	177		16	1:40.566	25.074	213	43.939	148	31.553	186	

41 Kirsch, DEU

theoretical besttime: 1:38.295

1	3:17.552	1:49.456	134	54.389	121	33.707	186		5	1:38.985	24.708	215	43.938	144	30.339	188	
2	1:43.310	24.962	212	47.746	145	30.602	186		6	1:38.791	24.687	216	43.636	147	30.468	186	
3	1:38.887	24.820	214	43.658	150	30.409	188		7	1:39.339	24.749	216	43.289	149	31.301	188	
4	1:38.561	24.667	214	43.394	140	30.500	186		8	2:02.171	24.746	216	49.337	121	48.088		

42 Niederscheider, AUT

theoretical besttime: 1:39.020

1	2:16.504	55.802	173	48.576	120	32.126	183		8	1:39.918	25.269	213	43.955	139	30.694	186	
2	1:41.448	25.485	209	44.645	140	31.318	185		9	1:40.456	24.999	214	44.475	145	30.982	187	
3	1:39.656	25.171	211	43.786	145	30.699	186		10	1:48.606	24.896	214	46.225	139	37.485		
4	1:40.620	25.534	211	44.431	134	30.655	185		11	3:53.426	2:33.506	174	45.953	137	33.967	186	
5	1:56.857	25.111	211	49.268	112	42.478			12	1:39.434	25.088	214	44.008	144	30.338	186	
6	4:43.209	3:18.467	195	46.073	128	38.669			13	1:53.187	25.332	210	55.723	66	32.132	186	
7	5:12.355	3:48.392	145	51.267	110	32.696	185										

44 Kaibach, DEU

theoretical besttime: 1:39.051

1	2:44.753	1:13.059	138	56.356	128	35.338	139		9	1:44.099	25.237	211	44.118	156	34.744	183	
2	1:52.054	29.933	166	48.526	137	33.595	183		10	1:39.376	25.054	214	43.692	155	30.630	186	
3	1:39.767	25.324	211	43.737	152	30.706	184		11	1:40.549	25.051	213	44.033	150	31.465	183	
4	1:47.820	25.327	182	51.776	149	30.717	184		12	1:49.330	25.161	213	45.289	139	38.880		
5	1:39.346	25.149	211	43.609	154	30.588	185		13	3:58.389	2:41.449	181	46.354	146	30.586	185	
6	1:57.602	25.183	211	46.584	140	45.835			14	1:39.455	25.097	213	43.944	152	30.414	185	
7	3:33.400	2:18.472	186	44.373	153	30.555	185		15	1:39.539	25.122	213	43.822	150	30.595	185	
8	1:55.636	25.028	212	43.895	143	46.713	183										



ADAC TCR Germany



Sector List Free Practice 2

Provisional

Reg. Nr.: AMF-CR 12/2017

Red Bull Ring, Length: 4318m

Air temperature: 30.43°C

Track temperature: 48.16°C

Weather condition: Dry

Friday, June 09, 2017 14:50:00

Lap	Time	SE1	SP1	SE2	SP2	SE3	SP3	TSP	Lap	Time	SE1	SP1	SE2	SP2	SE3	SP3	TSP
54	Reicher, AUT								theoretical besttime: 1:38.513								
1	2:43.866	1:16.866	127	53.816	131	33.184	183		10	3:44.760	2:24.863	170	49.214	145	30.683	186	
2	1:45.313	25.834	167	47.305	144	32.174	180		11	1:38.763	25.113	213	43.428	150	30.222	186	
3	1:40.476	25.808	209	44.021	143	30.647	183		12	1:39.163	24.995	215	43.976	154	30.192	184	
4	1:39.605	25.231	212	43.830	145	30.544	185		13	1:39.178	24.893	213	43.659	155	30.626	184	
5	1:39.973	25.070	212	44.240	144	30.663	184		14	1:38.876	24.919	214	43.584	150	30.373	183	
6	1:39.756	25.355	211	43.829	145	30.572	185		15	1:39.291	25.092	213	43.661	151	30.538	185	
7	1:40.968	25.027	213	43.795	144	32.146	183		16	1:39.543	25.156	213	43.891	148	30.496	185	
8	1:39.796	25.276	210	43.843	144	30.677	185		17	1:40.105	25.065	213	44.198	145	30.842	185	
9	1:45.559	24.987	212	43.862	151	36.710											

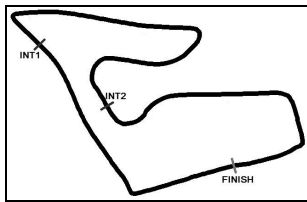
64	Markert, DEU								theoretical besttime: 1:39.782								
1	3:33.398	2:05.804	132	54.873	123	32.721	180		7	1:40.565	25.292	211	44.541	145	30.732	184	
2	1:43.622	26.051	208	45.016	134	32.555	182		8	1:40.904	25.443	211	44.556	144	30.905	183	
3	1:40.462	25.593	210	44.233	147	30.636	184		9	1:40.630	25.440	211	44.075	147	31.115	182	
4	1:49.465	25.317	211	43.937	145	40.211			10	1:41.381	25.512	211	44.527	148	31.342	183	
5	11:18.365	10:01.984	205	45.169	146	31.212	185		11	1:49.684	25.472	209	51.990	138	32.222	183	
6	1:41.345	25.209	211	44.458	150	31.678	186										

66	Jost, CHE								theoretical besttime: 1:38.883								
1	2:04.831	44.703	178	48.218	123	31.910	184		7	1:47.005	25.221	210	44.326	135	37.458		
2	1:41.554	25.637	207	44.999	135	30.918	184		8	6:34.357	5:15.397	157	48.096	127	30.864	186	
3	1:40.354	25.547	208	44.099	135	30.708	185		9	1:38.908	24.922	211	43.806	140	30.180	187	
4	1:39.906	25.075	212	44.213	141	30.618	186		10	1:43.788	25.023	212	46.356	121	32.409	186	
5	1:39.671	25.075	211	44.057	134	30.539	185		11	1:39.053	24.897	213	43.845	138	30.311	185	
6	1:39.811	25.091	211	44.096	139	30.624	184		12	1:48.573	25.047	212	44.167	141	39.359		

71	Pajuranta, FIN								theoretical besttime: 1:38.673								
1	2:57.874	1:27.330	145	55.488	112	35.056	174		9	1:40.554	26.346	205	43.979	145	30.229	186	
2	1:45.895	27.780	200	46.964	137	31.151	184		10	1:38.982	25.256	209	43.710	145	30.016	187	
3	1:41.680	26.347	207	44.790	139	30.543	185		11	1:39.259	25.049	209	43.853	150	30.357	186	
4	1:39.891	25.249	208	44.060	147	30.582	185		12	1:38.865	25.116	209	43.608	148	30.141	186	
5	1:39.844	25.258	208	44.023	148	30.563	185		13	1:38.982	25.127	211	43.616	146	30.239	185	
6	1:40.145	25.212	208	44.119	153	30.814	184		14	1:50.860	25.113	209	43.681	150	42.066		
7	1:51.514	25.533	207	44.510	143	41.471			15								
8	4:50.920	3:30.008	192	49.474	133	31.438	181										

78	Danz, CHE								theoretical besttime: 1:38.726								
1	2:37.539	1:09.873	146	51.982	127	35.684	155		8	1:39.495	25.212	210	43.600	148	30.683	183	
2	1:51.475	29.447	175	47.616	130	34.412	172		9	1:52.238	25.798	188	45.982	144	40.458		
3	1:55.823	27.894	195	46.778	138	41.151			10	4:39.831	3:25.075	202	44.309	146	30.447	185	
4	3:30.453	2:13.859	203	44.774	141	31.820	183		11	1:39.133	24.939	213	43.693	149	30.501	186	
5	1:42.209	25.335	209	45.843	145	31.031	184		12	1:38.924	24.749	216	43.744	150	30.431	185	
6	1:39.418	25.018	211	43.546	147	30.854	183		13	1:53.956	26.591	188	45.830	136	41.535		
7	1:39.412	24.986	212	43.630	147	30.796	183										

84	Sandberg, NLD								theoretical besttime: 1:40.346								
1	2:35.078	50.425	116	1:03.093	89	41.560	140		9	4:25.450	3:09.199	207	44.970	126	31.281	184	
2	2:07.249	34.051	131	58.501	109	34.697	176		10	1:41.568	25.390	211	44.976	135	31.202	183	
3	2:08.423	29.568	178	57.944	105	40.911	134		11	1:41.000	25.466	212	44.722	136	30.812	185	
4	2:06.041	33.594	150	57.743	124	34.704	181		12	1:40.450	25.306	212	44.387	140	30.757	184	
5	1:45.128	27.336	167	46.235	132	31.557	183		13	1:42.515	25.451	211	45.146	136	31.918	175	
6	1:41.886	25.694	209	44.604	133	31.588	185		14	1:44.009	26.802	176	46.438	138	30.769	185	
7	1:41.443	25.458	210	44.770	132	31.215	185		15	1:40.935	25.571	211	44.663	139	30.701	185	
8	1:54.556	25.258	210	45.925	133	43.373											



ADAC TCR Germany

Sector List Free Practice 2



Provisional

Reg. Nr.: AMF-CR 12/2017

Red Bull Ring, Length: 4318m

Air temperature: 30.43°C

Track temperature: 48.16°C

Weather condition: Dry

Friday, June 09, 2017 14:50:00

Lap	Time	SE1	SP1	SE2	SP2	SE3	SP3	TSP	Lap	Time	SE1	SP1	SE2	SP2	SE3	SP3	TSP
88 Oestreich, DEU									theoretical besttime: 1:38.414								
1	3:21.494	1:50.349	134	55.718	111	35.427	186		5	1:38.414	24.754	213	43.256	147	30.404	187	
2	1:57.276	26.770	155	52.805	125	37.701	172		6	1:38.870	24.977	213	43.357	147	30.536	187	
3	1:45.540	27.623	175	45.477	134	32.440	188		7	2:07.294	28.920	135	55.849	123	42.525		
4	1:40.315	24.807	215	43.928	142	31.580	187										
94 Richard, CHE									theoretical besttime: 1:38.162								
1	2:41.511	1:20.247	150	48.743	122	32.521	182		6	1:38.532	24.937	209	43.293	145	30.302	189	
2	2:04.738	27.166	159	52.470	129	45.102			7	1:38.462	24.656	217	43.345	137	30.461	190	
3	8:45.916	7:30.759	208	44.651	136	30.506	188		8	1:39.184	24.708	217	43.598	146	30.878	184	
4	1:39.004	25.072	211	43.485	137	30.447	190		9	2:08.877	32.832	173	49.726	137	46.319		
5	1:38.728	25.001	215	43.514	151	30.213	190										
98 Lautenschlager, DEU									theoretical besttime: 1:39.180								
1	11:44.341	10:19.860	199	50.872	130	33.609	177		4	1:39.231	25.075	211	43.545	158	30.611	185	
2	1:42.684	25.914	207	45.982	150	30.788	184		5	1:39.321	25.153	211	43.587	157	30.581	185	
3	1:40.014	25.325	209	44.013	151	30.676	183		6	1:55.290	25.054	213	45.161	141	45.075		
99 Zimmermann, DEU									theoretical besttime: 1:39.006								
1	11:34.325	10:17.274	201	46.022	144	31.029	183		5	1:39.400	25.130	211	43.760	148	30.510	185	
2	1:39.527	25.273	209	43.720	147	30.534	185		6	1:39.364	25.108	213	43.791	148	30.465	185	
3	1:39.159	25.094	210	43.711	148	30.354	184		7	1:58.959	25.224	213	50.340	143	43.395		
4	1:39.006	25.020	211	43.648	148	30.338	185										



Red Bull Ring, Length: 4318m

ADAC TCR Germany

Start List Qualifying Groups



Provisional

Reg. Nr.: AMF-CR 12/2017

Friday, June 09, 2017 18:25:00

GROUP A		GROUP B	
#	Team Name	#	Team Name
Driver Name, Country		Driver Name, Country	
36	Lubner Motorsport Calcum Dino (DEU)	41	Honda Team ADAC Sachsen Kirsch Steve (DEU)
17	Lubner Motorsport Preisig Jasmin (CHE)	1	Target Competition UK-SUI Files Josh (GBR)
99	Target Competition GER Zimmermann Tim (DEU)	39	JUNIOR TEAM ENGSTLER Thoma Florian (CHE)
8	JUNIOR TEAM ENGSTLER Engstler Luca (DEU)	94	Target Competition UK-SUI Richard Kris (CHE)
18	AC 1927 Mayen e.V. im ADAC van der Linde Sheldon (ZAF)	98	Target Competition GER Lautenschlager Tom (DEU)
14	Racing One Langeveld Niels (NLD)	11	Target Competition AUT-POR Schmarl Jürgen (AUT)
3	Target Competition SWE POL Rdest Gosia (POL)	88	Honda Team ADAC Sachsen Oestreich Moritz (DEU)
10	LMS Racing Buri Antti (FIN)	19	AC 1927 Mayen e.V. im ADAC Hofer Max (AUT)
35	TOPCAR Sport Rhyn Rudolf (CHE)	7	Wolf-Power Racing 2 Halder Mike (DEU)
38	TEAM ENGSTLER USA Wolfe Jason (USA)	54	Certainty Racing Team Reicher Simon (AUT)
27	Target Competition AUT-POR Rodrigues Jose (PRT)	42	Niedertscheider Motorsport Niedertscheider Lukas (AUT)
66	TOPCAR Sport Jost Ronny (CHE)	20	LMS Racing Kankkunen Niko (FIN)
24	Aust Motorsport Brezina Robin (DEU)	12	Target Competition SWE POL Larsson Simon (SWE)
2	Wolf-Power Racing 2 Morgan Alex (GBR)	71	Positione Motorsport Pajuranta Juuso-Matti (FIN)
78	Schlaeppli Race-Tec Danz Fabian (CHE)	44	Aust Motorsport Kaibach Sandro (DEU)
9	TEAM ENGSTLER USA Goede Stefan (DEU)	22	HP Racing Proczyk Harald (AUT)
40	Certainty Racing Team Koster Dillon (NLD)	28	Steibel Motorsport Eberle Pascal (CHE)
13	Racing One Jordan Kai (DEU)	82	GermanFLAVOURS Racing Kramwinkel Thomas (DEU)
64	GermanFLAVOURS Racing Markert Sven (DEU)	23	Steibel Motorsport Steibel Sebastian (DEU)
		84	Racing One 2 Sandberg Maurits (NLD)