



# ADAC GT Masters

## Result List Free Practice 1



Provisional

**DMSB** Reg. Nr.:

Red Bull Ring, Length: 4318m

Air temperature: 29.15°C

Track temperature: 49.03°C

Weather condition: Dry

Friday, June 09, 2017 13:00:00

started : 29      classified : 28      not classified : 1

	Drivers	Team	Car	Lap	Best Time	Gap	Diff	Kph	Day Time
1	84 P.Assenheimer(DEU)(J)/M.Götz(DEU)	Mercedes-AMGTeamHTPMotorspor	Mercedes-AMG GT3	32	<b>1:28.427</b>			175.7	14:06:11
2	26 S.Asch(DEU)/L.Auer(AUT)	BWT Mücke Motorsport(DEU)	Mercedes-AMG GT3	26	<b>1:28.559</b>	0.132	0.132	175.5	14:06:28
3	77 J.Gounon(FRA)(J)/D.Keilwitz(DEU)	Callaway Competition(DEU)	Corvette C7 GT3	25	<b>1:28.610</b>	0.183	0.051	175.4	14:06:07
4	21 L.Stolz(DEU)(J)/L.Ludwig(DEU)	Mercedes-AMGTeamZAKSPEED(DE)	Mercedes-AMG GT3	27	<b>1:28.775</b>	0.348	0.165	175.1	13:50:22
5	24 F.Salaquarda(CZE)/M.Winkelhock(DEU)	BWT Mücke Motorsport(DEU)	Audi R8 LMS	16	<b>1:28.927</b>	0.500	0.152	174.8	13:35:32
6	19 E.Perez Companc(ARG)(J)/M.Bortolotti(ITA)	GRT Grasser-Racing-Team(AUT)	LamborghiniHuracanGT3	17	<b>1:28.968</b>	0.541	0.041	174.7	13:37:26
7	99 R.Renauer(DEU)/S.Müller(DEU)	Precote Herberth Motorsport(DEU)	Porsche 911 GT3 R	23	<b>1:28.977</b>	0.550	0.009	174.7	13:54:21
8	25 M.Ortmann(DEU)(J)/F.Stippler(DEU)	BWT Mücke Motorsport(DEU)	Audi R8 LMS	22	<b>1:29.017</b>	0.590	0.040	174.6	13:55:40
9	1 C.De Phillippi(USA)/C.Mies(DEU)	MontaplastbyLand-Motorsport(DEU)	Audi R8 LMS	29	<b>1:29.026</b>	0.599	0.009	174.6	14:05:04
10	13 S.Barth(DEU)(T)/M.Hackländer(DEU)	RWT Racing(AUT)	Corvette C7 GT3	20	<b>1:29.036</b>	0.609	0.010	174.5	13:45:46
11	48 I.Dontje(NLD)(J)/M.Kirchhöfer(DEU)	Mercedes-AMGTeamHTPMotorspor	Mercedes-AMG GT3	28	<b>1:29.079</b>	0.652	0.043	174.5	14:04:46
12	50 P.Geipel(DEU)/R.Frey(CHE)	YACO Racing(DEU)	Audi R8 LMS	9	<b>1:29.149</b>	0.722	0.070	174.3	13:20:09
13	2 J.Schmidt(CHE)(J)/C.Haase(DEU)	MontaplastbyLand-Motorsport(DEU)	Audi R8 LMS	29	<b>1:29.175</b>	0.748	0.026	174.3	14:04:54
14	63 R.Ineichen(CHE)(T)/C.Engelhart(DEU)	GRT Grasser-Racing-Team(AUT)	LamborghiniHuracanGT3	10	<b>1:29.219</b>	0.792	0.044	174.2	13:20:20
15	17 M.Jaminet(FRA)/M.Ammermüller(DEU)	KÜS TEAM75 Bernhard(DEU)	Porsche 911 GT3 R	18	<b>1:29.251</b>	0.824	0.032	174.1	13:49:31
16	4 D.Marschall(DEU)(J)/P.Niederhauser(CHE)	Aust Motorsport(DEU)	Audi R8 LMS	19	<b>1:29.310</b>	0.883	0.059	174.0	13:51:16
17	3 M.Pommer(DEU)/K.van der Linde(ZAF)	Aust Motorsport(DEU)	Audi R8 LMS	25	<b>1:29.319</b>	0.892	0.009	174.0	13:53:28
18	42 R.Collard(GBR)(J)/P.Eng(AUT)	BMW Team Schnitzer(DEU)	BMW M6 GT3	16	<b>1:29.372</b>	0.945	0.053	173.9	13:53:43
19	20 N.Rogivue(CHE)(J)/N.Sylvest(DNK)(J)	Mercedes-AMGTeamZAKSPEED(DE)	Mercedes-AMG GT3	25	<b>1:29.449</b>	1.022	0.077	173.7	13:51:14
20	36 A.Macdonald(GBR)/K.Bachler(AUT)	Schütz Motorsport(DEU)	Porsche 911 GT3 R	23	<b>1:29.504</b>	1.077	0.055	173.6	13:53:42
21	22 R.Lips(CHE)(T)/P.Huisman(NLD)(T)	MRS GT-Racing(DEU)	Nissan GT-RNISMO GT3	14	<b>1:29.539</b>	1.112	0.035	173.6	13:36:18
22	44 M.Busch(DEU)/D.Busch(DEU)	Twin Busch Motorsport(DEU)	Audi R8 LMS	22	<b>1:29.770</b>	1.343	0.231	173.1	13:43:39
23	6 F.Spengler(DEU)/C.Zanella(CHE)	HB Racing WDS Bau(AUT)	LamborghiniHuracanGT3	24	<b>1:29.891</b>	1.464	0.121	172.9	13:56:19
24	9 E.Erhart(DEU)/C.Höher(AUT)(J)	Audi Sport racing academy(DEU)	Audi R8 LMS	23	<b>1:30.035</b>	1.608	0.144	172.6	13:46:53
25	18 A.de Leener(BEL)/C.Friedrich(DEU)(J)	KÜS TEAM75 Bernhard(DEU)	Porsche 911 GT3 R	12	<b>1:30.137</b>	1.710	0.102	172.4	13:28:46
26	8 M.Ahlin-Kottulinsky(SWE)(J)/R.Feller(CHE)(J)	Audi Sport racing academy(DEU)	Audi R8 LMS	15	<b>1:30.163</b>	1.736	0.026	172.4	13:34:38
27	7 N.Siedler(AUT)/M.Mapelli(ITA)	HB Racing WDS Bau(AUT)	LamborghiniHuracanGT3	8	<b>1:30.735</b>	2.308	0.572	171.3	13:46:24
28	11 J.Knoll(CZE)/M.Fischer(AUT)(J)	Senkyr Motorsport(CZE)	BMW M6 GT3	28	<b>1:31.898</b>	3.471	1.163	169.1	14:05:59

### Not classified

66 J.Judek(DEU)(J)/E.Lindholm(FIN)(J)      ADACNSA/AttemptoRacingTeam      LamborghiniHuracanGT3

**Subject to final scrutineering!**

Publication time:	Clerk of the Course: Andreas Meklau	Timekeeper: Steffen Ruhl
-------------------	-------------------------------------	--------------------------

ver: 1.0

[www.adac.de/motorsport](http://www.adac.de/motorsport)

Page 1/ 1 printed: 9.6.2017 14:07

**CERTINA**  
S W I S S W A T C H E S



# ADAC GT Masters

## Sector List Free Practice 1



Provisional

**DMSB** Reg. Nr.:

Red Bull Ring, Length: 4318m

Air temperature: 29.15°C

Track temperature: 49.03°C

Weather condition: Dry

Friday, June 09, 2017 13:00:00

Lap	Time	SE1	SP1	SE2	SP2	SE3	SP3	TSP	Lap	Time	SE1	SP1	SE2	SP2	SE3	SP3	TSP
<b>1 De Phillippi, USA / Mies, DEU</b>									<b>theoretical besttime: 1:28.905</b>								
1	2:23.954	1:09.811	186	44.195	156	29.948	202		16	1:29.269	22.822	233	39.324	176	27.123	205	
2	1:34.848	23.944	223	41.129	163	29.775	204		17	1:33.546	22.762	233	39.544	172	31.240		
3	1:30.626	23.100	232	39.765	169	27.761	204		18	2:45.617	1:38.029	230	40.091	173	27.497	205	
4	1:34.421	22.971	234	39.753	164	31.697			19	1:29.784	22.850	233	39.379	174	27.555	205	
5	3:13.728	2:06.332	230	39.820	168	27.576	205		20	1:29.808	<b>22.694</b>	<b>235</b>	39.276	177	27.838	204	
6	1:30.204	23.058	231	39.783	171	27.363	205		21	1:31.362	22.798	235	39.357	173	29.207	206	
7	1:29.908	22.970	232	39.516	171	27.422	204		22	1:29.327	22.730	234	39.218	174	27.379	206	
8	1:33.999	22.981	232	39.650	173	31.368			23	1:33.862	22.820	234	39.533	173	31.509		
9	6:38.791	5:30.929	223	40.354	169	27.508	204		24	4:08.992	3:01.803	230	39.725	175	27.464	205	
10	1:34.028	23.047	232	39.589	168	31.392			25	1:29.093	22.727	235	<b>39.116</b>	<b>176</b>	27.250	206	
11	3:15.429	2:00.964	223	46.444	160	28.021	204		26	1:40.816	22.719	234	44.131	158	33.966		
12	1:31.479	23.011	232	39.428	166	29.040	203		27	4:03.331	2:53.718	229	40.996	103	28.617	205	
13	1:29.370	22.804	233	39.441	174	27.125	204		28	1:30.064	23.577	231	39.352	173	27.135	206	
14	1:29.305	22.753	232	39.263	168	27.289	204		29	<b>1:29.026</b>	22.794	234	39.137	175	<b>27.095</b>	<b>207</b>	
15	1:29.390	22.916	232	39.334	173	27.140	204										

<b>2 Schmidt, CHE / Haase, DEU</b>									<b>theoretical besttime: 1:29.003</b>								
1	3:20.660	2:07.378	215	44.419	159	28.863	200		16	1:30.090	23.029	232	39.360	168	27.701	205	
2	1:31.468	23.336	232	39.984	168	28.148	202		17	1:29.468	22.961	234	39.205	171	27.302	204	
3	1:30.695	23.007	234	39.788	166	27.900	204		18	1:29.206	22.814	234	<b>39.156</b>	<b>169</b>	27.236	206	
4	1:31.961	23.048	<b>236</b>	40.796	169	28.117	206		19	1:29.184	22.789	235	39.248	173	<b>27.147</b>	<b>204</b>	
5	1:31.233	22.985	234	39.775	169	28.473	205		20	1:34.866	22.947	235	39.791	166	32.128		
6	1:33.080	22.994	234	41.952	165	28.134	204		21	2:48.527	1:39.198	205	40.740	164	28.589	204	
7	1:30.357	22.964	235	39.901	166	27.492	205		22	1:29.859	22.894	234	39.660	170	27.305	205	
8	1:30.050	22.896	235	39.583	171	27.571	206		23	1:29.685	22.869	235	39.503	173	27.313	206	
9	1:31.451	22.867	235	39.610	169	28.974	202		24	1:31.664	22.810	236	39.632	156	29.222	205	
10	1:36.008	23.314	233	40.068	164	32.626			25	1:32.485	22.743	236	39.528	173	30.214	200	
11	8:58.289	7:49.297	228	40.394	161	28.598	205		26	1:36.911	23.113	235	40.079	160	33.719		
12	1:30.180	23.026	232	39.648	170	27.506	205		27	4:25.309	3:17.579	231	40.242	164	27.488	205	
13	1:29.930	22.985	232	39.501	168	27.444	204		28	1:29.442	22.720	234	39.394	171	27.328	204	
14	1:34.360	22.998	232	39.614	169	31.748			29	<b>1:29.175</b>	<b>22.700</b>	<b>235</b>	39.307	173	27.168	207	
15	3:47.845	2:37.481	225	41.449	163	28.915	202		30	1:29.400	22.733	235	39.342	174	27.325	205	

<b>3 Pommer, DEU / van der Linde, ZAF</b>									<b>theoretical besttime: 1:29.151</b>								
1	2:26.023	1:04.905	177	44.822	135	36.296			16	1:29.424	22.863	235	39.310	172	27.251	205	
2	2:24.927	1:13.663	230	43.049	157	28.215	204		17	1:35.918	23.047	235	44.207	154	28.664	205	
3	1:31.160	22.979	235	39.947	164	28.234	205		18	1:29.387	22.954	235	39.231	171	<b>27.202</b>	<b>204</b>	
4	1:34.572	23.578	235	43.194	164	27.800	205		19	1:37.025	24.022	235	39.830	155	33.173		
5	1:30.532	23.066	236	39.805	167	27.661	205		20	4:51.275	3:43.706	230	40.064	169	27.505	204	
6	1:30.265	22.942	<b>236</b>	39.774	169	27.549	205		21	1:30.197	22.949	235	39.673	173	27.575	205	
7	1:30.054	22.999	236	39.609	173	27.446	206		22	1:29.648	22.952	235	39.432	170	27.264	206	
8	1:29.760	22.955	236	39.478	171	27.327	<b>206</b>		23	1:35.644	<b>22.765</b>	<b>235</b>	39.850	167	33.029		
9	1:30.013	22.866	236	39.323	166	27.824	205		24	2:32.329	1:25.379	232	39.630	175	27.320	206	
10	1:33.800	22.895	236	41.567	130	29.338	204		25	<b>1:29.319</b>	22.846	236	<b>39.184</b>	<b>177</b>	27.289	206	
11	1:35.313	22.997	235	39.316	171	33.000			26	1:29.435	22.845	236	39.325	174	27.265	206	
12	5:41.007	4:31.098	230	40.301	164	29.608	205		27	1:34.783	22.774	236	39.200	177	32.809		
13	1:30.054	23.064	234	39.503	169	27.487	205		28	5:18.564	4:10.924	230	40.081	170	27.559	204	
14	1:29.867	22.895	234	39.554	170	27.418	204		29	1:36.418	22.914	235	39.492	175	34.012		
15	1:29.944	23.116	233	39.454	174	27.374	205										

<b>4 Marschall, DEU / Niederhauser, CHE</b>									<b>theoretical besttime: 1:29.140</b>								
1	2:19.735	1:04.179	193	45.253	136	30.303	198		13	1:35.687	23.019	234	39.753	165	32.915		
2	1:33.707	23.907	231	40.707	152	29.093	201		14	8:11.410	6:59.728	225	43.196	152	28.486	202	
3	1:36.674	23.419	232	40.253	162	33.002			15	1:38.698	23.292	232	39.779	162	35.627		
4	4:19.663	3:09.891	171	41.639	159	28.133	204		16	5:44.774	4:36.256	227	40.243	160	28.275	204	
5	1:30.863	23.031	235	39.905	160	27.927	203		17	1:29.947	23.145	233	39.356	163	27.446	204	
6	1:30.180	22.930	<b>235</b>	39.673	165	27.577	205		18	1:29.660	22.889	235	39.477	164	27.294	206	
7	1:31.460	22.851	235	39.631	163	28.978	204		19	<b>1:29.310</b>	<b>22.735</b>	<b>235</b>	39.356	163	<b>27.219</b>	<b>206</b>	
8	1:31.803	22.948	234	39.534	<b>166</b>	29.321	179		20	1:32.210	22.814	235	39.816	163	29.580	204	
9	1:36.233	23.528	234	40.055	156	32.650			21	1:31.501	22.976	235	39.517	155	29.008	204	
10	4:05.302	2:56.794	229	40.032	163	28.476	203		22	1:29.486	22.938	235	<b>39.186</b>	<b>166</b>	27.362	206	
11	1:30.275	23.154	234	39.658	161	27.463	205		23	1:37.469	23.075	235	39.721	157	34.673		





# ADAC GT Masters

## Sector List Free Practice 1



Provisional

**DMSB** Reg. Nr.:

Red Bull Ring, Length: 4318m

Air temperature: 29.15°C

Track temperature: 49.03°C

Weather condition: Dry

Friday, June 09, 2017 13:00:00

Lap	Time	SE1	SP1	SE2	SP2	SE3	SP3	TSP	Lap	Time	SE1	SP1	SE2	SP2	SE3	SP3	TSP
12	1:30.259	23.019	233	39.816	163	27.424	205										

### 6 Spengler, DEU / Zanella, CHE

**theoretical besttime: 1:29.847**

1	2:23.647	1:08.389	207	45.295	149	29.963	199		14	1:30.451	23.021	235	39.738	168	27.692	206	
2	1:33.526	24.075	230	40.918	153	28.533	203		15	1:30.115	22.924	234	39.529	166	27.662	206	
3	1:31.443	23.427	232	40.040	160	27.976	204		16	1:37.799	24.241	225	40.852	156	32.706		
4	1:31.070	23.191	232	39.950	165	27.929	204		17	5:30.695	4:22.612	228	40.106	167	27.977	204	
5	1:30.851	23.293	231	39.801	164	27.757	<b>206</b>		18	1:30.764	23.209	232	39.625	170	27.930	203	
6	1:30.566	23.033	234	39.756	171	27.777	205		19	1:33.860	23.229	233	40.120	169	30.511	199	
7	1:30.659	23.095	234	39.790	169	27.774	203		20	3:34.867	23.496	231	1:46.754		1:24.617		
8	1:38.107	25.449	229	40.257	168	32.401			21	4:35.013	3:21.676	209	43.361	157	29.976	202	
9	5:16.750	4:08.381	227	40.099	<b>172</b>	28.270	204		22	1:31.290	23.249	232	39.870	169	28.171	204	
10	1:37.984	23.154	233	41.780	153	33.050			23	1:30.087	22.999	233	39.481	169	<b>27.607</b>	<b>205</b>	
11	2:18.147	1:10.325	230	39.757	170	28.065	204		24	<b>1:29.891</b>	<b>22.842</b>	<b>235</b>	<b>39.398</b>	<b>169</b>	27.651	205	
12	1:30.279	23.125	232	39.511	169	27.643	205		25	1:40.744	23.097	233	44.974	160	32.673		
13	1:30.732	22.890	<b>236</b>	39.893	167	27.949	205										

### 7 Siedler, AUT / Mapelli, ITA

**theoretical besttime: 1:30.676**

1	2:31.763	1:12.262	193	44.066	157	35.435			8	<b>1:30.735</b>	<b>23.166</b>	<b>228</b>	39.862	178	27.707	202	
2	11:21.039	10:02.091	217	43.701	156	35.247			9	1:30.971	23.296	229	40.010	179	<b>27.665</b>	<b>203</b>	
3	17:57.220	16:37.646	220	43.074	159	36.500			10	1:31.117	23.275	228	39.952	176	27.890	199	
4	3:28.050	2:17.272	220	41.868	160	28.910	198		11	1:36.998	23.318	229	<b>39.845</b>	<b>174</b>	33.835		
5	1:32.303	23.544	228	40.466	169	28.293	200		12	12:47.079	11:37.273	222	41.366	165	28.440	199	
6	1:31.422	23.368	228	40.016	163	28.038	200		13	1:31.588	23.568	227	40.164	172	27.856	200	
7	1:30.797	23.216	<b>229</b>	39.906	170	27.675	201										

### 8 Ahlin-Kottulinsky, SWE / Feller, CHE

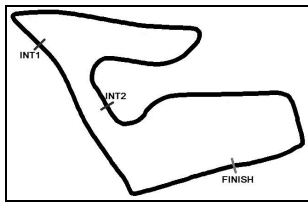
**theoretical besttime: 1:30.080**

1	3:28.080	2:13.099	180	45.297	144	29.684	201		14	1:30.213	22.952	233	39.761	167	<b>27.500</b>	<b>206</b>	
2	1:34.163	24.273	216	41.355	151	28.535	203		15	<b>1:30.163</b>	<b>22.851</b>	<b>234</b>	<b>39.729</b>	<b>167</b>	27.583	205	
3	1:31.157	23.198	234	40.055	158	27.904	205		16	1:36.135	23.428	210	40.217	165	32.490		
4	1:30.864	23.144	234	39.835	165	27.885	<b>206</b>		17	3:24.855	2:13.205	191	41.097	165	30.553	197	
5	1:31.050	22.997	235	40.022	161	28.031	206		18	1:31.636	23.619	232	40.176	164	27.841	204	
6	1:31.605	22.945	235	40.316	154	28.344	205		19	1:47.471	23.074	234	48.179	120	36.218		
7	1:37.372	23.342	<b>235</b>	40.937	161	33.093			20	5:30.489	4:21.865	228	40.336	160	28.288	202	
8	6:15.980	5:07.166	229	40.464	159	28.350	203		21	1:31.592	23.168	233	39.973	168	28.451	193	
9	1:31.064	23.112	234	40.079	161	27.873	204		22	1:33.802	23.429	233	42.547	162	27.826	205	
10	1:30.554	23.028	234	39.750	162	27.776	205		23	1:31.182	23.459	233	39.806	166	27.917	204	
11	1:30.386	22.946	234	39.853	166	27.587	205		24	1:30.972	23.317	235	39.845	163	27.810	204	
12	1:30.863	22.995	235	40.183	163	27.685	206		25	1:30.809	23.208	234	39.919	168	27.682	205	
13	1:33.936	22.987	234	43.182	164	27.767	206		26	1:43.589	23.176	234	41.574	151	38.839		

### 9 Erhart, DEU / Höher, AUT

**theoretical besttime: 1:29.956**

1	3:11.679	1:57.729	210	43.997	138	29.953	198		15	1:30.905	23.212	232	39.844	167	27.849	203	
2	1:33.571	23.890	230	41.171	157	28.510	203		16	1:30.702	23.078	232	39.919	168	27.705	203	
3	1:33.157	23.405	230	41.376	160	28.376	203		17	1:35.646	23.094	232	39.818	164	32.734		
4	1:31.499	23.419	231	39.980	165	28.100	204		18	3:43.605	2:30.873	225	42.117	150	30.615	174	
5	1:33.358	23.919	234	41.584	164	27.855	204		19	1:34.721	24.307	232	40.441	158	29.973	200	
6	1:30.611	23.089	234	39.721	164	27.801	203		20	1:31.081	23.446	232	39.812	164	27.823	203	
7	1:31.044	23.168	233	39.977	163	27.899	203		21	1:30.151	22.963	234	39.580	161	27.608	204	
8	1:31.086	23.248	232	39.859	166	27.979	203		22	1:30.259	23.093	234	39.528	165	27.638	203	
9	1:35.624	23.195	233	39.810	164	32.619			23	<b>1:30.035</b>	22.955	234	39.522	162	27.558	202	
10	4:20.535	3:11.889	227	40.768	165	27.878	204		24	1:31.203	<b>22.910</b>	<b>233</b>	40.278	167	28.015	203	
11	1:30.656	23.365	231	39.749	166	<b>27.542</b>	204		25	1:34.319	23.048	234	<b>39.504</b>	<b>167</b>	31.767		
12	1:32.043	23.144	232	41.078	164	27.821	<b>205</b>		26	4:04.921	2:57.403	230	39.842	165	27.676	203	
13	1:30.730	23.106	234	39.730	<b>170</b>	27.894	204		27	1:30.634	23.188	234	39.751	158	27.695	205	
14	1:30.511	23.122	233	39.757	167	27.632	205		28	1:36.774	22.913	236	39.526	164	34.335		



# ADAC GT Masters

## Sector List Free Practice 1

Provisional



Red Bull Ring, Length: 4318m

Air temperature: 29.15°C

Track temperature: 49.03°C

Weather condition: Dry

**DMSB** Reg. Nr.:

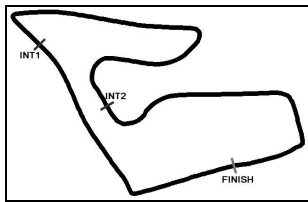
Friday, June 09, 2017 13:00:00

Lap	Time	SE1	SP1	SE2	SP2	SE3	SP3	TSP	Lap	Time	SE1	SP1	SE2	SP2	SE3	SP3	TSP
<b>11 Knoll, CZE / Fischer, AUT</b>									<b>theoretical besttime: 1:31.708</b>								
1	2:51.066	1:19.754	149	55.127	112	36.185	171		15	1:44.921	33.547	220	42.185	153	29.189	201	
2	1:52.458	29.055	150	49.706	128	33.697	202		16	1:33.117	23.552	232	40.876	157	28.689	203	
3	1:38.287	24.201	222	43.848	137	30.238	204		17	1:33.367	23.309	235	41.504	163	28.554	203	
4	1:36.730	23.638	<b>236</b>	44.144	147	28.948	204		18	1:33.040	23.248	235	41.056	154	28.736	204	
5	1:34.909	23.501	235	42.433	151	28.975	204		19	1:32.516	<b>23.202</b>	<b>234</b>	40.852	159	28.462	203	
6	1:33.193	23.390	235	41.366	155	28.437	204		20	1:33.068	23.234	233	41.254	156	28.580	207	
7	1:33.964	23.365	235	41.994	157	28.605	204		21	1:35.375	23.303	234	42.610	153	29.462	202	
8	1:32.750	23.515	234	40.852	154	28.383	204		22	1:39.757	23.806	233	41.496	152	34.455		
9	1:32.107	23.240	234	40.613	152	<b>28.254</b>	204		23	4:06.980	2:54.240	212	43.453	150	29.287	203	
10	1:40.615	23.397	233	41.803	158	35.415			24	1:32.963	23.576	235	41.125	150	28.262	206	
11	4:07.936	2:55.697	201	43.172	147	29.067	202		25	1:46.328	23.780	193	44.335	137	38.213		
12	1:42.261	23.678	232	42.123	154	36.460			26	4:31.909	3:21.547	229	41.672	144	28.690	205	
13	8:18.917	7:04.270	214	43.700	145	30.947	198		27	1:33.892	23.367	234	40.554	158	29.971	202	
14	1:34.358	23.985	218	41.660	152	28.713	202		28	<b>1:31.898</b>	23.292	234	<b>40.252</b>	<b>161</b>	28.354	203	

<b>13 Barth, DEU / Hackländer, DEU</b>									<b>theoretical besttime: 1:28.917</b>								
1	3:14.592	1:54.720	198	44.529	147	35.343			14	2:29.892	1:22.269	235	39.923	156	27.700	208	
2	2:40.027	1:27.735	196	43.435	157	28.857	200		15	1:29.501	22.656	239	39.588	164	27.257	210	
3	1:36.417	23.669	234	44.626	159	28.122	206		16	1:31.248	24.483	236	39.557	157	27.208	210	
4	1:30.332	22.992	238	39.743	163	27.597	208		17	1:29.407	22.648	240	39.517	164	27.242	203	
5	1:29.798	22.826	238	39.465	166	27.507	208		18	1:31.568	<b>22.514</b>	<b>242</b>	39.689	159	29.365	210	
6	1:31.242	22.618	239	39.779	<b>171</b>	28.845	208		19	1:29.042	22.565	241	39.271	163	27.206	210	
7	1:29.692	22.748	239	39.336	168	27.608	208		20	<b>1:29.036</b>	22.519	240	39.371	163	<b>27.146</b>	<b>209</b>	
8	1:35.383	22.740	239	40.047	148	32.596			21	1:29.354	22.534	240	39.469	166	27.351	210	
9	4:36.875	3:28.999	233	40.056	169	27.820	208		22	1:35.971	22.539	240	39.472	159	33.960		
10	1:29.595	22.737	235	<b>39.257</b>	169	27.601	207		23	3:26.232	2:17.623	236	39.339	161	29.270	213	
11	1:29.365	22.742	237	39.266	166	27.357	210		24	1:29.352	22.625	239	39.479	167	27.248	210	
12	1:34.709	22.839	237	39.346	163	32.524			25	1:29.112	22.592	241	39.299	164	27.221	213	
13	4:58.301	3:45.311	235	40.071	152	32.919			26	5:50.771	22.554	242	4:30.748	84	57.469		

<b>17 Jaminet, FRA / Ammermüller, DEU</b>									<b>theoretical besttime: 1:29.210</b>								
1	1:58.628	40.955	195	46.992	144	30.681	198		12	1:34.624	22.860	236	39.571	161	32.193		
2	1:39.837	25.246	199	44.565	146	30.026	199		13	8:42.817	7:35.040	230	40.118	164	27.659	204	
3	1:34.927	24.462	209	42.135	157	28.330	205		14	1:29.662	22.903	235	39.244	170	27.515	205	
4	1:30.009	22.884	235	39.677	170	27.448	206		15	1:29.533	22.766	237	39.381	174	27.386	206	
5	1:42.424	24.166	200	44.135	147	34.123			16	1:36.762	23.665	208	40.927	162	32.170		
6	4:09.945	2:58.311	208	42.785	151	28.849	203		17	8:00.608	6:52.977	231	40.057	164	27.574	207	
7	1:31.954	23.169	234	40.704	157	28.081	206		18	<b>1:29.251</b>	<b>22.729</b>	<b>236</b>	39.242	173	<b>27.280</b>	<b>206</b>	
8	1:29.734	22.815	235	39.461	168	27.458	206		19	1:35.397	22.730	237	<b>39.201</b>	<b>178</b>	33.466		
9	1:30.471	23.441	234	39.494	171	27.536	206		20	4:13.746	3:06.609	234	39.789	169	27.348	208	
10	1:29.722	22.848	236	39.415	171	27.459	206		21	1:30.547	22.866	238	39.792	164	27.889	207	
11	1:29.957	22.802	236	39.563	171	27.592	206		22	1:45.120	24.189	213	43.618	148	37.313		

<b>18 de Leener, BEL / Friedrich, DEU</b>									<b>theoretical besttime: 1:29.956</b>								
1	2:01.668	41.510	180	47.800	141	32.358	187		15	1:31.508	22.901	235	40.684	167	27.923	203	
2	1:48.139	26.314	192	44.877	139	36.948			16	1:30.141	22.891	236	39.669	173	<b>27.581</b>	<b>202</b>	
3	3:32.703	2:17.030	171	45.782	150	29.891	201		17	1:34.678	22.948	236	39.936	171	31.794		
4	1:33.220	24.444	201	40.664	167	28.112	204		18	2:56.795	1:48.138	223	40.509	157	28.148	204	
5	1:30.849	22.998	235	40.002	168	27.849	204		19	1:30.849	23.100	237	39.916	160	27.833	203	
6	1:30.670	22.906	236	39.796	173	27.968	204		20	1:30.600	23.022	235	39.791	158	27.787	203	
7	1:30.746	22.918	235	39.891	174	27.937	204		21	1:30.619	23.008	236	39.812	156	27.799	204	
8	1:35.743	23.130	236	40.051	166	32.562			22	1:30.791	22.950	236	39.823	161	28.018	202	
9	4:10.483	3:02.109	230	40.320	166	28.054	204		23	1:30.881	22.892	236	40.026	158	27.963	205	
10	1:30.560	23.084	235	39.741	171	27.735	204		24	1:30.657	22.885	236	40.021	157	27.751	204	
11	1:30.553	22.956	234	39.800	<b>175</b>	27.797	<b>205</b>		25	1:35.680	23.021	236	39.831	156	32.828		
12	<b>1:30.137</b>	22.927	235	<b>39.521</b>	172	27.689	204		26	3:42.328	2:34.620	232	39.897	157	27.811	204	
13	1:34.908	22.897	236	39.846	171	32.165			27	1:35.757	<b>22.854</b>	<b>237</b>	39.806	155	33.097		
14	3:17.606	2:09.827	231	40.040	170	27.739	204										



# ADAC GT Masters

## Sector List Free Practice 1



Provisional

**DMSB** Reg. Nr.:

Red Bull Ring, Length: 4318m

Air temperature: 29.15°C

Track temperature: 49.03°C

Weather condition: Dry

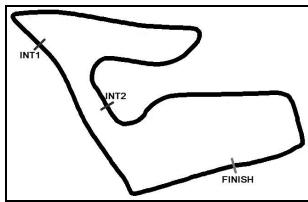
Friday, June 09, 2017 13:00:00

Lap	Time	SE1	SP1	SE2	SP2	SE3	SP3	TSP	Lap	Time	SE1	SP1	SE2	SP2	SE3	SP3	TSP
<b>19 Perez Companc, ARG / Bortolotti, ITA</b>									<b>theoretical besttime: 1:28.866</b>								
1	1:44.776	32.913	212	43.353	158	28.510	204		16	1:29.357	22.819	237	39.277	171	27.261	205	
2	1:32.913	23.780	230	41.050	162	28.083	204		17	<b>1:28.968</b>	22.753	237	<b>39.151</b>	<b>167</b>	<b>27.064</b>	<b>207</b>	
3	1:31.276	23.317	232	40.181	163	27.778	206		18	1:29.619	22.823	235	39.370	166	27.426	207	
4	1:31.364	23.109	235	39.934	154	28.321	206		19	1:34.861	22.868	235	39.428	166	32.565		
5	1:30.121	23.008	237	39.423	167	27.690	205		20	4:12.886	3:03.025	228	40.882	165	28.979	205	
6	1:31.697	23.749	225	40.364	164	27.584	206		21	1:30.996	22.743	237	40.566	155	27.687	208	
7	1:30.043	22.946	235	39.563	168	27.534	206		22	1:29.108	22.697	237	39.263	170	27.148	207	
8	1:29.776	22.829	236	39.446	170	27.501	207		23	1:34.544	<b>22.651</b>	<b>236</b>	39.665	160	32.228		
9	1:29.587	22.889	234	39.437	168	27.261	207		24	3:28.167	2:17.465	231	42.012	158	28.690	203	
10	1:29.673	22.845	232	39.419	174	27.409	207		25	1:31.366	23.352	235	40.300	169	27.714	204	
11	1:29.360	22.877	234	39.345	171	27.138	206		26	1:30.972	23.187	236	39.998	161	27.787	206	
12	1:29.639	22.859	234	39.401	<b>175</b>	27.379	204		27	1:40.063	23.714	231	40.311	165	36.038		
13	1:34.856	23.022	234	40.158	164	31.676			28	4:38.714	3:30.034	231	40.653	164	28.027	205	
14	8:03.331	6:52.154	228	40.338	166	30.839	206		29	1:30.292	23.101	235	39.557	169	27.634	205	
15	1:29.333	22.774	234	39.406	170	27.153	207		30	1:30.118	22.844	236	39.551	175	27.723	206	

<b>20 Rogivue, CHE / Sylvest, DNK</b>									<b>theoretical besttime: 1:29.303</b>								
1	2:46.226	1:32.507	204	44.241	136	29.478	199		15	1:29.935	22.812	232	39.445	174	27.678	205	
2	1:32.362	23.538	229	40.842	164	27.982	205		16	1:30.836	22.820	233	39.503	175	28.513	201	
3	1:32.412	23.121	232	40.740	170	28.551	204		17	1:30.198	23.408	231	39.521	168	27.269	206	
4	1:30.163	22.888	234	39.672	169	27.603	207		18	1:36.965	22.752	235	39.673	167	34.540		
5	1:29.974	22.824	235	39.628	167	27.522	207		19	2:32.278	1:23.982	230	40.432	163	27.864	205	
6	1:30.346	<b>22.730</b>	235	39.817	167	27.799	206		20	1:30.145	23.004	234	39.645	165	27.496	205	
7	1:30.032	22.853	<b>236</b>	39.765	167	27.414	206		21	1:29.478	22.872	235	39.403	166	27.203	205	
8	1:36.182	22.764	234	39.698	170	33.720			22	1:29.674	22.800	233	39.479	162	27.395	206	
9	4:59.600	3:51.756	228	40.372	169	27.472	206		23	1:29.843	22.915	234	<b>39.377</b>	<b>168</b>	27.551	206	
10	1:30.480	22.894	234	39.891	173	27.695	206		24	1:29.805	22.891	234	39.651	166	27.263	204	
11	1:30.453	22.840	232	39.476	174	28.137	203		25	<b>1:29.449</b>	22.747	235	39.506	165	<b>27.196</b>	<b>206</b>	
12	1:30.343	22.931	232	39.387	172	28.025	206		26	1:34.256	22.793	236	39.808	161	31.655		
13	1:37.040	24.497	229	39.835	169	32.708			27	4:37.530	3:22.650	230	40.317	148	34.563		
14	3:59.176	2:52.233	227	39.662	171	27.281	<b>207</b>										

<b>21 Stolz, DEU / Ludwig, DEU</b>									<b>theoretical besttime: 1:28.649</b>								
1	2:31.090	1:08.729	195	45.922	145	36.439			17	1:29.177	22.729	235	39.111	171	27.337	207	
2	1:50.424	42.359	227	40.243	168	27.822	206		18	1:29.346	22.858	234	39.175	169	27.313	206	
3	1:34.560	23.930	233	41.466	134	29.164	206		19	1:29.072	22.702	235	39.166	175	27.204	206	
4	1:30.117	22.832	236	39.725	170	27.560	203		20	1:35.170	22.748	235	39.128	174	33.294		
5	1:32.565	22.910	236	39.696	171	29.959	207		21	1:01.116							
6	1:29.990	22.843	235	39.619	169	27.528	205		22	2:44.477	1:37.670	231	39.590	167	27.217	207	
7	1:36.749	22.845	236	40.141	156	33.763			23	1:29.114	22.823	235	39.270	173	27.021	206	
8	2:31.514	1:23.620	230	40.208	163	27.686	205		24	1:29.175	22.695	235	39.379	171	27.101	207	
9	1:29.695	22.865	235	39.393	169	27.437	206		25	1:28.899	22.677	235	39.218	174	<b>27.004</b>	<b>208</b>	
10	1:29.908	22.849	235	39.607	170	27.452	205		26	1:28.941	22.643	236	39.164	173	27.134	207	
11	1:29.966	22.859	235	39.569	168	27.538	207		27	<b>1:28.775</b>	22.626	237	39.104	176	27.045	208	
12	1:29.652	22.778	235	39.426	170	27.448	207		28	1:28.792	22.596	237	<b>39.077</b>	<b>173</b>	27.119	208	
13	1:34.994	22.821	236	39.685	166	32.488			29	1:34.162	<b>22.568</b>	<b>237</b>	39.251	168	32.343		
14	2:54.702	1:42.624	205	43.897	155	28.181	205		30	2:35.827	1:26.985	234	41.006	139	27.836	207	
15	1:32.949	23.408	232	40.871	154	28.670	205		31	1:40.803	22.641	238	43.436	148	34.726		
16	1:29.811	23.041	233	39.386	169	27.384	205										

<b>22 Lips, CHE / Huisman, NLD</b>									<b>theoretical besttime: 1:29.382</b>								
1	3:56.113	2:36.630	179	47.910	127	31.573	186		15	1:29.921	22.802	241	39.431	181	27.688	205	
2	1:44.110	27.022	199	47.192	131	29.896	204		16	1:29.773	22.810	241	39.399	176	27.564	207	
3	1:34.394	23.662	239	41.072	162	29.660	203		17	1:29.681	22.624	242	39.568	173	27.489	208	
4	1:34.661	24.169	218	42.252	150	28.240	208		18	1:30.068	22.724	241	39.626	174	27.718	204	
5	1:31.949	22.839	241	41.181	162	27.929	208		19	1:34.913	22.853	242	39.439	172	32.621		
6	1:31.516	22.789	<b>242</b>	40.919	157	27.808	208		20	3:44.633	2:36.240	235	40.762	165	27.631	206	
7	1:30.957	22.801	242	40.166	166	27.990	206		21	1:30.400	22.741	240	40.019	165	27.640	206	
8	1:31.062	22.806	241	40.397	161	27.859	206		22	1:29.687	<b>22.547</b>	<b>242</b>	39.623	165	27.517	207	
9	1:31.049	22.767	241	40.246	158	28.036	207		23	1:29.989	22.596	242	39.931	163	<b>27.462</b>	<b>208</b>	
10	1:48.531	22.824	240	41.794	131	43.913			24	1:30.141	22.649	242	39.840	168	27.652	208	
11	8:27.764	7:07.103	197	49.738	148	30.923	180		25	1:29.970	22.859	241	39.649	164	27.462	209	



# ADAC GT Masters

## Sector List Free Practice 1



Provisional

**DMSB** Reg. Nr.:

Red Bull Ring, Length: 4318m

Air temperature: 29.15°C

Track temperature: 49.03°C

Weather condition: Dry

Friday, June 09, 2017 13:00:00

Lap	Time	SE1	SP1	SE2	SP2	SE3	SP3	TSP	Lap	Time	SE1	SP1	SE2	SP2	SE3	SP3	TSP
12	1:35.680	24.697	225	42.700	165	28.283	208		26	1:29.949	22.633	241	39.823	162	27.493	209	
13	1:29.948	22.812	241	39.548	180	27.588	206		27	1:45.864	22.781	214	45.556	150	37.527		
14	<b>1:29.539</b>	22.665	242	<b>39.373</b>	180	27.501	206										

### 24 Salaquarda, CZE / Winkelhock, DEU

theoretical besttime: 1:28.643

1	2:16.493	1:04.562	200	43.159	155	28.772	200		13	1:31.442	23.304	229	40.516	161	27.622	206	
2	1:31.482	23.275	233	40.428	162	27.779	204		14	1:29.978	22.800	232	39.870	176	27.308	204	
3	1:30.264	22.997	234	39.716	175	27.551	206		15	1:29.181	22.782	233	39.249	177	27.150	206	
4	1:29.749	22.888	234	39.388	177	27.473	206		16	<b>1:28.927</b>	22.835	233	39.003	178	27.089	206	
5	1:29.636	22.774	235	39.426	178	27.436	<b>207</b>		17	1:29.729	22.923	233	39.308	165	27.498	205	
6	1:30.360	22.996	235	39.740	180	27.624	204		18	1:28.950	22.748	235	39.157	175	<b>27.045</b>	<b>206</b>	
7	1:30.220	22.795	235	39.951	165	27.474	204		19	1:28.960	<b>22.600</b>	<b>235</b>	<b>38.998</b>	<b>184</b>	27.362	205	
8	1:29.478	22.908	234	39.362	177	27.208	207		20	1:40.352	23.856	200	48.358	118	28.138	204	
9	1:29.127	22.729	235	39.234	180	27.164	206		21	1:29.092	22.804	235	39.087	179	27.201	206	
10	1:29.615	22.807	234	39.362	177	27.446	205		22	1:34.385	22.750	236	39.188	173	32.447		
11	1:35.028	22.892	235	40.265	170	31.871			23	8:32.963	7:20.909	228	39.701	170	32.353		
12	7:10.484	5:56.708	149	43.415	145	30.361	201		24	2:35.523	1:22.925	226	40.739	163	31.859		

### 25 Ortmann, DEU / Stippler, DEU

theoretical besttime: 1:28.975

1	3:00.771	1:38.230	103	52.430	155	30.111	197		14	1:31.377	22.967	232	39.489	178	28.921	203	
2	1:37.919	24.675	222	43.444	156	29.800	198		15	1:29.788	22.933	232	39.524	179	27.331	204	
3	1:31.576	23.352	229	40.378	172	27.846	204		16	1:37.606	22.925	232	39.301	186	35.380		
4	1:29.899	23.163	232	39.318	179	27.418	204		17	8:26.827	7:09.316	150	47.922	162	29.589	197	
5	1:36.685	24.746	166	43.330	164	28.609	203		18	1:32.439	23.871	228	40.681	179	27.887	203	
6	1:29.702	23.141	232	39.285	175	27.276	205		19	1:30.677	23.225	232	39.766	174	27.686	203	
7	1:29.749	22.977	234	39.345	178	27.427	204		20	1:29.432	23.009	233	39.249	177	27.174	206	
8	1:30.924	22.966	234	39.661	178	28.297	193		21	1:29.376	22.930	233	39.328	180	27.118	205	
9	1:37.622	23.807	233	45.744	163	28.071	203		22	<b>1:29.017</b>	<b>22.799</b>	<b>234</b>	39.120	180	<b>27.098</b>	<b>205</b>	
10	1:29.810	23.107	233	39.340	177	27.363	205		23	1:37.035	22.800	235	<b>39.078</b>	<b>178</b>	35.157		
11	1:30.902	22.882	<b>235</b>	39.596	178	28.424	205		24	5:51.301	4:35.259	226	42.173	150	33.869		
12	1:37.586	22.911	234	40.203	177	34.472			25	2:35.565	1:23.227	228	40.273	170	32.065		
13	9:59.733	8:45.738	100	45.208	178	28.787	202										

### 26 Asch, DEU / Auer, AUT

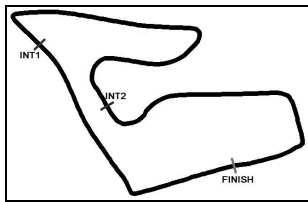
theoretical besttime: 1:28.558

1	2:22.289	55.276	109	52.633	130	34.380	172		14	1:28.977	22.771	232	39.060	177	27.146	205	
2	1:40.249	25.859	207	44.343	144	30.047	195		15	1:29.038	22.769	232	39.067	180	27.202	204	
3	1:33.979	24.209	231	41.689	163	28.081	204		16	1:33.545	22.929	233	39.153	176	31.463		
4	1:30.343	23.067	234	39.732	172	27.544	204		17	9:13.229	8:01.341	226	44.045	163	27.843	203	
5	1:36.824	22.922	234	40.586	147	33.316	205		18	1:29.821	23.100	233	39.422	170	27.299	204	
6	1:29.688	22.986	232	39.374	170	27.328	207		19	1:29.176	22.827	234	39.094	173	27.255	204	
7	1:29.890	22.887	234	39.384	171	27.619	203		20	1:29.484	22.974	234	39.105	176	27.405	204	
8	1:34.929	22.997	234	39.720	166	32.212			21	1:29.162	22.817	235	39.273	167	27.072	205	
9	2:48.855	1:33.454	156	42.597	160	32.804			22	1:33.562	23.042	234	39.281	173	31.239		
10	7:07.245	5:53.137	186	45.339	154	28.769	201		23	7:57.472	6:46.040	229	42.599	107	28.833	205	
11	1:30.498	23.373	230	39.501	168	27.624	204		24	1:28.978	22.904	233	38.934	174	27.140	206	
12	1:33.681	23.013	233	42.871	160	27.797	204		25	1:28.817	22.715	235	<b>38.912</b>	<b>171</b>	27.190	208	
13	1:29.382	22.992	231	39.161	172	27.229	204		26	<b>1:28.559</b>	<b>22.658</b>	<b>236</b>	38.913	174	<b>26.988</b>	<b>207</b>	

### 36 Macdowall, GBR / Bachler, AUT

theoretical besttime: 1:29.286

1	4:00.533	2:44.253	188	43.783	156	32.497	203		14	1:29.973	22.745	236	39.491	176	27.737	206	
2	1:34.378	23.684	225	41.265	165	29.429	201		15	1:29.555	22.678	238	39.341	178	27.536	204	
3	1:33.586	23.603	235	41.866	166	28.117	205		16	1:35.825	22.652	236	40.705	150	32.468		
4	1:38.023	22.996	238	40.018	166	35.009			17	5:15.704	4:08.073	231	39.914	180	27.717	205	
5	2:32.882	1:23.625	229	41.336	161	27.921	204		18	1:29.866	22.734	236	39.594	174	27.538	204	
6	1:30.291	22.806	239	39.830	171	27.655	202		19	1:29.670	22.793	237	39.381	175	<b>27.496</b>	<b>205</b>	
7	1:30.551	23.114	237	39.701	169	27.736	204		20	1:29.580	<b>22.626</b>	<b>239</b>	39.360	176	27.594	206	
8	1:30.142	22.773	237	39.734	168	27.635	205		21	1:34.339	22.754	239	39.753	168	31.832		
9	1:30.332	22.764	237	39.642	171	27.926	206		22	4:54.756	3:47.443	234	39.792	176	27.521	206	
10	1:30.385	22.781	237	39.879	170	27.725	203		23	<b>1:29.504</b>	22.699	236	39.257	183	27.548	204	
11	1:35.153	23.323	235	40.022	167	31.808			24	1:30.310	22.686	239	39.373	175	28.251	204	
12	4:26.184	3:17.380	230	41.012	174	27.792	206		25	1:33.270	22.674	239	<b>39.164</b>	<b>177</b>	31.432		
13	1:31.049	22.800	235	40.375	173	27.874	203										



# ADAC GT Masters

## Sector List Free Practice 1

Provisional



Red Bull Ring, Length: 4318m

Air temperature: 29.15°C

Track temperature: 49.03°C

Weather condition: Dry

**DMSB** Reg. Nr.:

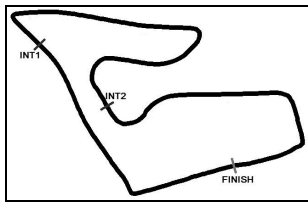
Friday, June 09, 2017 13:00:00

Lap	Time	SE1	SP1	SE2	SP2	SE3	SP3	TSP	Lap	Time	SE1	SP1	SE2	SP2	SE3	SP3	TSP
<b>42 Collard, GBR / Eng, AUT</b>									<b>theoretical besttime: 1:29.360</b>								
1	2:14.743	1:02.228	211	41.325	167	31.190	203		10	1:30.010	22.751	237	39.671	175	27.588	206	
2	1:31.151	23.013	236	40.347	175	27.791	205		11	1:30.425	22.950	236	39.892	171	27.583	207	
3	1:30.674	23.126	236	39.501	177	28.047	204		12	1:29.983	22.865	237	39.644	175	27.474	208	
4	1:29.949	22.776	237	39.422	175	27.751	204		13	1:34.875	22.803	237	39.684	173	32.388		
5	1:29.653	22.839	237	39.380	177	27.434	207		14	22:03.645	20:51.352	230	40.188	165	32.105	204	
6	1:29.665	22.762	238	<b>39.224</b>	177	27.679	207		15	1:29.438	22.748	238	39.258	177	<b>27.432</b>	<b>208</b>	
7	1:41.006	27.242	114	41.214	169	32.550			16	<b>1:29.372</b>	<b>22.704</b>	<b>238</b>	39.234	173	27.434	206	
8	4:38.355	3:29.483	231	39.678	173	29.194	205		17	1:31.098	22.789	239	39.313	169	28.996	208	
9	1:29.848	22.742	237	39.550	175	27.556	206		18	1:34.047	22.712	239	39.457	179	31.878		

Lap	Time	SE1	SP1	SE2	SP2	SE3	SP3	TSP	Lap	Time	SE1	SP1	SE2	SP2	SE3	SP3	TSP
<b>44 Busch, DEU / Busch, DEU</b>									<b>theoretical besttime: 1:29.623</b>								
1	2:23.158	1:08.094	191	44.740	143	30.324	198		18	1:30.410	23.019	235	39.896	171	27.495	204	
2	1:36.499	24.409	231	42.422	151	29.668	201		19	1:38.191	23.163	234	39.631	169	35.397		
3	1:32.762	23.486	233	40.839	156	28.437	202		20	4:07.187	2:57.781	219	41.364	167	28.042	203	
4	1:33.739	25.048	228	40.439	162	28.252	203		21	1:30.261	23.196	232	39.609	167	27.456	204	
5	1:31.878	23.072	233	40.572	162	28.234	204		22	<b>1:29.770</b>	22.933	234	<b>39.368</b>	<b>168</b>	27.469	205	
6	1:31.739	23.116	233	40.394	158	28.229	204		23	1:30.194	<b>22.870</b>	<b>235</b>	39.730	171	27.594	201	
7	1:31.531	23.069	233	40.272	157	28.190	203		24	1:29.957	23.074	234	39.498	171	<b>27.385</b>	<b>205</b>	
8	1:31.959	23.194	232	40.510	163	28.255	203		25	1:36.262	22.936	232	39.545	168	33.781		
9	1:31.458	23.161	233	40.193	162	28.104	202		26	3:13.722	2:04.191	226	41.261	156	28.270	203	
10	1:31.195	23.092	233	40.020	167	28.083	202		27	1:31.201	23.255	234	40.037	166	27.909	203	
11	1:31.218	23.115	232	40.001	166	28.102	203		28	1:30.745	23.018	234	39.875	165	27.852	204	
12	1:39.358	23.070	234	40.691	158	35.597			29	1:30.795	22.892	236	39.917	157	27.986	204	
13	2:53.791	1:45.551	225	40.402	167	27.838	204		30	1:47.047	22.951	236	45.045	139	39.051		
14	1:30.550	23.254	232	39.767	171	27.529	204		31	4:07.431	2:58.153	228	41.222	158	28.056	203	
15	1:30.435	23.008	233	39.749	<b>175</b>	27.678	204		32	1:30.497	22.976	235	39.838	165	27.683	203	
16	1:31.341	23.341	232	39.882	174	28.118	204		33	1:30.118	22.872	235	39.664	165	27.582	204	
17	1:30.232	22.949	234	39.727	171	27.556	<b>205</b>		34	1:30.149	22.925	234	39.672	166	27.552	205	

Lap	Time	SE1	SP1	SE2	SP2	SE3	SP3	TSP	Lap	Time	SE1	SP1	SE2	SP2	SE3	SP3	TSP
<b>48 Dontje, NLD / Kirchhöfer, DEU</b>									<b>theoretical besttime: 1:29.050</b>								
1	2:40.530	1:16.573	155	51.361	130	32.596	184		16	1:29.779	22.867	234	39.484	173	27.428	205	
2	1:37.115	25.726	213	42.345	148	29.044	201		17	1:29.781	22.785	235	39.422	175	27.574	206	
3	1:46.122	23.632	230	46.037	131	36.453			18	1:30.141	23.108	234	39.570	171	27.463	205	
4	6:00.080	4:46.032	201	44.988	152	29.060	202		19	1:34.225	22.955	235	39.433	170	31.837		
5	1:31.243	23.529	230	39.998	167	27.716	204		20	6:09.211	4:52.214	228	49.122	164	27.875	204	
6	1:30.286	23.033	233	39.588	170	27.665	204		21	1:34.650	23.189	232	39.529	173	31.932		
7	1:29.983	23.081	233	39.409	170	27.493	205		22	4:27.683	3:11.408	215	45.853	152	30.422	200	
8	1:30.435	23.023	234	39.596	174	27.816	204		23	1:35.120	23.719	230	42.486	154	28.915	202	
9	1:30.533	22.909	235	39.475	171	28.149	203		24	1:30.847	23.372	232	39.921	169	27.554	206	
10	1:30.652	23.300	232	39.639	170	27.713	205		25	1:41.609	23.031	234	41.298	145	37.280		
11	1:34.750	22.947	232	39.752	172	32.051			26	3:53.667	2:46.364	229	39.840	168	27.463	206	
12	2:37.604	1:25.518	229	44.299	163	27.787	205		27	1:29.662	22.987	234	39.357	175	27.318	205	
13	1:31.274	22.976	233	39.575	170	28.723	204		28	<b>1:29.079</b>	22.751	235	<b>39.145</b>	<b>174</b>	<b>27.183</b>	<b>207</b>	
14	1:29.828	22.934	233	39.444	171	27.450	204		29	1:29.199	<b>22.722</b>	<b>235</b>	39.222	173	27.255	206	
15	1:30.092	22.962	233	39.587	174	27.543	203										

Lap	Time	SE1	SP1	SE2	SP2	SE3	SP3	TSP	Lap	Time	SE1	SP1	SE2	SP2	SE3	SP3	TSP
<b>50 Geipel, DEU / Frey, CHE</b>									<b>theoretical besttime: 1:29.088</b>								
1	3:07.504	1:49.286	211	47.010	140	31.208	192		11	1:37.370	22.738	236	39.323	173	35.309		
2	1:34.191	24.175	227	41.603	162	28.413	203		12	3:56.995	2:47.316	201	41.531	164	28.148	204	
3	1:30.388	23.074	234	39.834	<b>177</b>	27.480	206		13	1:30.306	22.991	235	39.524	169	27.791	204	
4	1:29.718	22.977	235	39.498	177	27.243	206		14	1:29.493	22.829	236	39.317	169	27.347	207	
5	1:29.270	22.781	236	39.333	176	<b>27.156</b>	206		15	1:39.683	22.770	236	43.999	106	32.914	205	
6	1:29.387	<b>22.720</b>	236	39.388	172	27.279	203		16	1:29.506	22.795	236	39.312	172	27.399	206	
7	1:29.448	22.925	236	39.309	175	27.214	207		17	1:39.966	22.774	238	45.511	93	31.681	204	
8	1:29.629	22.746	236	39.552	176	27.331	208		18	1:29.318	22.772	236	39.335	169	27.211	206	
9	<b>1:29.149</b>	22.762	236	<b>39.212</b>	175	27.175	207		19	1:36.919	22.819	236	46.440	157	27.660	208	
10	1:29.281	22.774	236	39.246	174	27.261	206		20	1:37.135	22.727	237	39.356	175	35.052		



# ADAC GT Masters

## Sector List Free Practice 1



Provisional

**DMSB** Reg. Nr.:

Red Bull Ring, Length: 4318m

Air temperature: 29.15°C

Track temperature: 49.03°C

Weather condition: Dry

Friday, June 09, 2017 13:00:00

Lap	Time	SE1	SP1	SE2	SP2	SE3	SP3	TSP	Lap	Time	SE1	SP1	SE2	SP2	SE3	SP3	TSP
<b>63 Ineichen, CHE / Engelhart, DEU</b>									<b>theoretical besttime: 1:29.168</b>								
1	1:44.291	32.152	219	43.118	147	29.021	198		16	1:30.493	22.850	235	39.315	175	28.328	207	
2	1:32.981	23.767	230	40.981	163	28.233	204		17	1:29.803	22.938	233	39.400	177	27.465	206	
3	1:31.368	22.952	235	40.541	164	27.875	204		18	1:29.826	22.935	233	39.381	177	27.510	206	
4	1:31.236	22.885	235	40.172	158	28.179	207		19	1:39.827	22.909	234	39.356	178	37.562		
5	1:30.296	22.849	236	39.672	167	27.775	206		20	2:16.233							
6	1:31.473	23.828	233	40.061	165	27.584	206		21	5:32.273	4:24.475	229	40.134	175	27.664	206	
7	1:29.554	22.789	236	39.460	166	27.305	207		22	1:34.561	22.822	237	43.204	170	28.535	205	
8	1:29.701	22.768	236	39.565	169	27.368	206		23	1:32.311	22.879	236	39.613	167	29.819	203	
9	1:29.625	22.778	236	39.496	173	27.351	207		24	1:32.476	23.143	237	40.754	123	28.579	207	
10	<b>1:29.219</b>	<b>22.753</b>	236	39.309	171	<b>27.157</b>	206		25	1:30.213	22.811	236	39.604	173	27.798	206	
11	1:34.995	<b>22.748</b>	236	39.389	169	32.858			26	1:29.500	22.759	238	39.296	173	27.445	208	
12	2:39.086	1:30.379	224	41.272	177	27.435	207		27	1:33.995	22.806	238	<b>39.263</b>	<b>175</b>	31.926		
13	1:29.969	23.153	234	39.430	177	27.386	207		28	3:15.777	2:06.571	231	41.077	161	28.129	205	
14	1:29.721	22.857	236	39.361	175	27.503	207		29	1:37.223	23.098	235	40.239	162	33.886		
15	1:29.843	22.799	235	39.503	<b>178</b>	27.541	206										

<b>66 Judek, DEU / Lindholm, FIN</b>									<b>theoretical besttime: 1:35.847</b>								
1	2:51.447	1:25.927	132	52.875	120	32.645	196		3	3:13.934	2:02.160	222	<b>42.590</b>	<b>146</b>	<b>29.184</b>	<b>201</b>	
2	1:44.027	<b>24.073</b>	<b>230</b>	43.457	117	36.497			4	1:54.757	24.422	173	51.781	120	38.554		

<b>77 Gounon, FRA / Keilwitz, DEU</b>									<b>theoretical besttime: 1:28.553</b>								
1	3:00.409	1:45.607	227	41.604	159	33.198			14	7:58.377	6:43.349	231	43.924	92	31.104	208	
2	2:48.548	1:24.099	189	47.780	94	36.669	207		15	1:29.640	22.759	237	39.495	162	27.386	209	
3	1:30.613	23.072	237	39.985	157	27.556	<b>211</b>		16	1:30.328	22.598	240	39.343	161	28.387	209	
4	1:30.474	22.842	239	39.675	161	27.957	204		17	1:34.251	22.567	240	39.405	168	32.279		
5	1:30.055	22.652	<b>240</b>	39.846	159	27.557	209		18	5:02.959	3:52.145	229	43.108	148	27.706	208	
6	1:29.902	22.790	238	39.499	166	27.613	207		19	1:29.014	22.704	234	39.144	166	27.166	209	
7	1:34.410	22.715	238	39.583	166	32.112			20	1:28.743	22.625	239	38.916	170	27.202	205	
8	4:59.444	3:51.733	229	40.276	159	27.435	209		21	1:33.135	22.626	239	38.921	166	31.588		
9	1:30.024	22.816	237	39.613	164	27.595	209		22	7:46.696	6:39.708	234	39.687	163	27.301	210	
10	1:29.600	22.703	238	39.449	166	27.448	210		23	1:28.814	22.618	237	39.061	166	<b>27.135</b>	<b>209</b>	
11	1:30.297	22.783	239	40.404	162	27.474	209		24	1:28.727	<b>22.513</b>	<b>238</b>	38.994	165	27.220	205	
12	1:29.721	22.749	238	39.368	169	27.604	209		25	<b>1:28.610</b>	22.532	239	<b>38.905</b>	<b>169</b>	27.173	209	
13	2:23.883	22.757	238	1:27.625	146	33.501											

<b>84 Assenheimer, DEU / Götz, DEU</b>									<b>theoretical besttime: 1:28.409</b>								
1	2:45.609	1:30.751	191	45.564	142	29.294	201		17	1:30.565	22.876	234	40.007	169	27.682	203	
2	1:35.190	23.542	228	41.079	160	30.569	205		18	1:30.888	23.067	235	39.946	168	27.875	199	
3	1:32.524	22.964	235	40.351	168	29.209	205		19	1:30.563	23.144	234	39.920	169	27.499	206	
4	1:30.385	22.922	234	39.831	168	27.632	206		20	1:30.439	22.891	235	39.996	167	27.552	204	
5	1:30.786	22.883	235	39.718	173	28.185	207		21	1:35.015	22.969	235	39.778	168	32.268		
6	1:30.150	22.936	235	39.627	170	27.587	206		22	6:26.392	5:12.369	217	44.654	156	29.369	204	
7	1:34.892	22.811	236	40.004	164	32.077			23	1:33.517	23.261	234	41.911	158	28.345	206	
8	3:01.725	1:50.656	231	42.521	152	28.548	207		24	1:29.701	22.980	234	39.548	170	27.173	207	
9	1:30.182	22.842	234	39.450	173	27.890	207		25	1:29.043	22.742	236	39.138	166	27.163	207	
10	1:29.976	22.804	235	39.517	170	27.655	205		26	1:34.388	22.832	236	39.737	168	31.819		
11	1:30.012	22.918	235	39.624	173	27.470	207		27	2:36.323	1:27.219	232	40.776	148	28.328	208	
12	1:29.736	22.803	234	39.543	171	27.390	205		28	1:37.729	22.670	236	42.631	158	32.428		
13	1:29.816	22.880	235	39.528	172	27.408	206		29	4:07.439	2:59.223	216	40.479	163	27.737	207	
14	1:34.270	22.973	234	39.781	166	31.516			30	1:28.631	22.706	235	38.884	173	27.041	208	
15	2:36.916	1:24.352	209	43.069	121	29.495	206		31	1:29.324	<b>22.589</b>	<b>236</b>	38.912	175	27.823	206	
16	1:30.603	23.105	234	39.915	166	27.583	207		32	<b>1:28.427</b>	22.607	236	<b>38.838</b>	<b>174</b>	<b>26.982</b>	<b>208</b>	

<b>99 Renauer, DEU / Müller, DEU</b>									<b>theoretical besttime: 1:28.847</b>								
1	2:40.830	1:22.272	171	48.009	156	30.549	197		14	1:34.023	22.738	238	39.628	171	31.657		
2	1:32.426	23.595	234	40.806	167	28.025	204		15	2:34.759	1:27.428	235	39.792	164	27.539	206	
3	1:31.204	23.088	235	40.184	167	27.932	205		16	1:30.460	22.875	238	39.776	167	27.809	206	
4	1:30.803	22.911	237	40.007	171	27.885	207		17	1:30.334	22.755	237	39.734	171	27.845	207	
5	1:30.750	22.986	236	40.022	172	27.742	207		18	1:30.333	22.690	239	39.826	165	27.817	207	
6	1:32.238	22.822	239	39.922	<b>181</b>	29.494	208		19	1:31.038	22.724	240	39.783	165	28.531	206	
7	1:30.293	22.797	237	39.801	172	27.695	205		20	1:34.878	22.672	239	40.225	160	31.981		





# ADAC GT Masters

## Sector List Free Practice 1

Provisional



Red Bull Ring, Length: 4318m

Air temperature: 29.15°C

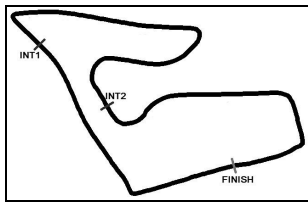
Track temperature: 49.03°C

Weather condition: Dry

**DMSB** Reg. Nr.:

Friday, June 09, 2017 13:00:00

Lap	Time	SE1	SP1	SE2	SP2	SE3	SP3	TSP	Lap	Time	SE1	SP1	SE2	SP2	SE3	SP3	TSP
8	1:34.845	22.844	237	39.749	170	32.252			21	5:12.508	3:57.948	185	46.060	125	28.500	207	
9	9:52.577	8:44.738	231	40.238	172	27.601	206		22	1:34.044	22.907	238	43.747	162	27.390	207	
10	1:30.266	22.915	237	39.741	174	27.610	206		23	<b>1:28.977</b>	22.653	239	<b>39.039</b>	<b>165</b>	<b>27.285</b>	<b>208</b>	
11	1:33.105	22.780	238	42.095	169	28.230	207		24	1:34.686	22.542	241	44.326	127	27.818	209	
12	1:30.103	22.722	239	39.751	176	27.630	206		25	1:35.705	<b>22.523</b>	<b>240</b>	39.620	166	33.562		
13	1:29.836	22.713	238	39.626	173	27.497	207										



# ADAC GT Masters

## Pit Stops Free Practice 1



Provisional

**DMSB** Reg. Nr.:

Red Bull Ring, Length: 4318m

Air temperature: 29.2°C

Track temperature: 48.93°C

Weather condition: Dry

Friday, June 09, 2017 13:00:00

Nr	Driver in	Day time in	Time in	Driver out	Day time out	Time out	Nett Time
3	Markus Pommer	13:07:21.417	2:21.183	Markus Pommer	13:08:16.997	3:16.763	55.580
21	Luca Stolz	13:07:26.212	2:25.978	Luca Stolz	13:07:49.991	2:49.757	23.779
7	Norbert Siedler	13:07:26.924	2:26.690	Norbert Siedler	13:17:04.811	12:04.577	9:37.887
77	Daniel Keilwitz	13:07:56.043	2:55.809	Daniel Keilwitz	13:09:01.307	4:01.073	1:05.264
13	Sven Barth	13:08:10.119	3:09.885	Sven Barth	13:09:17.881	4:17.647	1:07.762
18	Christopher Friedrich	13:08:45.231	3:44.997	Christopher Friedrich	13:10:41.595	5:41.361	1:56.364
66	Jonathan Judek	13:09:31.025	4:30.791	Jonathan Judek	13:11:08.078	6:07.844	1:37.053
4	Patric Niederhauser	13:10:25.439	5:25.205	Patric Niederhauser	13:13:17.123	8:16.889	2:51.684
48	Indy Dontje	13:10:59.454	5:59.220	Indy Dontje	13:15:26.368	10:26.134	4:26.914
1	Christopher Mies	13:11:59.366	6:59.132	Christopher Mies	13:13:48.465	8:48.231	1:49.099
17	Michael Ammermüller	13:13:21.196	8:20.962	Michael Ammermüller	13:15:59.979	10:59.745	2:38.783
36	Klaus Bachler	13:13:42.051	8:41.817	Klaus Bachler	13:14:47.899	9:47.665	1:05.848
66	Jonathan Judek	13:14:39.691	9:39.457				
42	Philipp Eng	13:16:22.531	11:22.297	Philipp Eng	13:19:34.370	14:34.136	3:11.839
84	Maximilian Götz	13:16:55.229	11:54.995	Maximilian Götz	13:18:28.859	13:28.625	1:33.630
21	Luca Stolz	13:17:00.662	12:00.428	Luca Ludwig	13:18:07.430	13:07.196	1:06.768
8	Ricardo Feller	13:17:39.951	12:39.717	Ricardo Feller	13:22:29.385	17:29.151	4:49.434
6	Florian Spengler	13:18:05.358	13:05.124	Florian Spengler	13:21:38.559	16:38.325	3:33.201
26	Lucas Auer	13:18:13.671	13:13.437	Lucas Auer	13:19:20.587	14:20.353	1:06.916
99	Sven Müller	13:18:18.902	13:18.668	Sven Müller	13:26:45.426	21:45.192	8:26.524
77	Daniel Keilwitz	13:18:20.052	13:19.818	Daniel Keilwitz	13:21:51.478	16:51.244	3:31.426
20	Nicolai Sylvest	13:18:22.808	13:22.574	Nicolai Sylvest	13:21:55.748	16:55.514	3:32.940
7	Norbert Siedler	13:18:48.419	13:48.185	Marco Mapelli	13:35:07.212	30:06.978	16:18.793
1	Christopher Mies	13:19:47.219	14:46.985	Christopher Mies	13:24:56.949	19:56.715	5:09.730
18	Christopher Friedrich	13:19:59.203	14:58.969	Christopher Friedrich	13:22:43.484	17:43.250	2:44.281
13	Sven Barth	13:20:03.027	15:02.793	Sven Barth	13:23:13.122	18:12.888	3:10.095
9	Elia Erhart	13:20:27.128	15:26.894	Elia Erhart	13:23:21.034	18:20.800	2:53.906
26	Sebastian Asch	13:21:02.431	16:02.197	Sebastian Asch	13:26:33.693	21:33.459	5:31.262
63	Christian Engelhart	13:21:48.834	16:48.600	Christian Engelhart	13:23:01.723	18:01.489	1:12.889
2	Christopher Haase	13:22:02.537	17:02.303	Christopher Haase	13:29:34.218	24:33.984	7:31.681
24	Markus Winkelhock	13:22:17.143	17:16.909	Markus Winkelhock	13:27:51.333	22:51.099	5:34.190
11	Jakub Knoll	13:22:20.998	17:20.764	Jakub Knoll	13:24:34.960	19:34.726	2:13.962
4	Patric Niederhauser	13:22:25.826	17:25.592	Patric Niederhauser	13:25:05.630	20:05.396	2:39.804
22	Remo Lips	13:23:09.047	18:08.813	Patrick Huisman	13:29:52.941	24:52.707	6:43.894
50	Philip Geipel	13:23:10.129	18:09.895	Rahel Frey	13:25:38.471	20:38.237	2:28.342
3	Markus Pommer	13:23:32.033	18:31.799	Markus Pommer	13:27:45.467	22:45.233	4:13.434
44	Marc Busch	13:24:22.087	19:21.853	Marc Busch	13:25:48.711	20:48.477	1:26.624
19	Mirko Bortolotti	13:24:50.625	19:50.391	Mirko Bortolotti	13:31:23.809	26:23.575	6:33.184
25	Frank Stippler	13:24:58.431	19:58.197	Frank Stippler	13:33:21.327	28:21.093	8:22.896
6	Florian Spengler	13:25:00.103	19:59.869	Florian Spengler	13:25:53.225	20:52.991	53.122
36	Klaus Bachler	13:25:21.806	20:21.572	Alex Macdowall	13:28:21.418	23:21.184	2:59.612
17	Michael Ammermüller	13:26:37.659	21:37.425	Michael Ammermüller	13:33:55.398	28:55.164	7:17.739
21	Luca Ludwig	13:27:06.658	22:06.424	Luca Ludwig	13:28:29.348	23:29.114	1:22.690
48	Indy Dontje	13:27:37.418	22:37.184	Marvin Kirchhöfer	13:28:44.349	23:44.115	1:06.931



# ADAC GT Masters

## Pit Stops Free Practice 1



Provisional

**DMSB** Reg. Nr.:

Friday, June 09, 2017 13:00:00

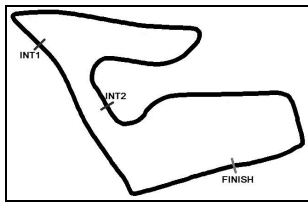
Red Bull Ring, Length: 4318m

Air temperature: 29.2°C

Track temperature: 48.93°C

Weather condition: Dry

Nr	Driver in	Day time in	Time in	Driver out	Day time out	Time out	Nett Time
1	Christopher Mies	13:28:00.052	22:59.818	Christopher Mies	13:29:42.365	24:42.131	1:42.313
11	Jakub Knoll	13:28:11.445	23:11.211	Jakub Knoll	13:34:57.658	29:57.424	6:46.213
42	Philipp Eng	13:28:36.028	23:35.794	Philipp Eng	13:49:09.573	44:09.339	20:33.545
84	Maximilian Götz	13:29:00.977	24:00.743	Maximilian Götz	13:30:07.408	25:07.174	1:06.431
13	Sven Barth	13:29:13.503	24:13.269	Maximilian Hackländer	13:32:41.612	27:41.378	3:28.109
20	Nicolai Sylvest	13:29:30.682	24:30.448	Nicolai Sylvest	13:32:06.309	27:06.075	2:35.627
18	Christopher Friedrich	13:30:15.838	25:15.604	Christopher Friedrich	13:32:08.458	27:08.224	1:52.620
4	Patric Niederhauser	13:31:07.405	26:07.171	Patric Niederhauser	13:37:47.709	32:47.475	6:40.304
77	Daniel Keilwitz	13:31:43.028	26:42.794	Daniel Keilwitz	13:38:08.823	33:08.589	6:25.795
13	Maximilian Hackländer	13:34:11.962	29:11.728	Maximilian Hackländer	13:35:16.982	30:16.748	1:05.020
6	Florian Spengler	13:34:57.624	29:57.390	Florian Spengler	13:39:02.916	34:02.682	4:05.292
63	Rolf Ineichen	13:35:06.393	30:06.159	Rolf Ineichen	13:41:31.059	36:30.825	6:24.666
9	Elia Erhart	13:35:29.006	30:28.772	Christopher Höher	13:37:40.619	32:40.385	2:11.613
2	Christopher Haase	13:35:35.286	30:35.052	Christopher Haase	13:37:54.498	32:54.264	2:19.212
99	Sven Müller	13:35:48.830	30:48.596	Robert Renauer	13:36:58.967	31:58.733	1:10.137
36	Alex Macdowall	13:35:54.375	30:54.141	Alex Macdowall	13:39:45.578	34:45.344	3:51.203
8	Ricardo Feller	13:36:09.241	31:09.007	Mikaela Ahlin-Kottulinsky	13:38:03.875	33:03.641	1:54.634
44	Dennis Busch	13:36:26.690	31:26.456	Dennis Busch	13:39:06.395	34:06.161	2:39.705
7	Marco Mapelli	13:36:45.459	31:45.225	Marco Mapelli	13:38:44.606	33:44.372	1:59.147
26	Sebastian Asch	13:37:14.783	32:14.549	Sebastian Asch	13:44:59.144	39:58.910	7:44.361
18	Christopher Friedrich	13:38:09.758	33:09.524	Christopher Friedrich	13:39:38.852	34:38.618	1:29.094
21	Luca Ludwig	13:39:05.438	34:05.204	Luca Ludwig	13:41:28.223	36:27.989	2:22.785
25	Frank Stippler	13:39:37.089	34:36.855	Frank Stippler	13:46:24.079	41:23.845	6:46.990
20	Nicolai Sylvest	13:39:38.086	34:37.852	Nicolai Sylvest	13:40:43.948	35:43.714	1:05.862
50	Rahel Frey	13:39:40.214	34:39.980				
3	Markus Pommer	13:39:54.600	34:54.366	Kelvin van der Linde	13:43:21.023	38:20.789	3:26.423
17	Michael Ammermüller	13:39:56.414	34:56.180	Michael Ammermüller	13:46:31.808	41:31.574	6:35.394
1	Christopher Mies	13:40:17.776	35:17.542	Christopher Mies	13:41:38.304	36:38.070	1:20.528
19	Mirko Bortolotti	13:40:26.198	35:25.964	Mirko Bortolotti	13:43:12.142	38:11.908	2:45.944
84	Patrick Assenheimer	13:40:45.939	35:45.705	Patrick Assenheimer	13:45:38.388	40:38.154	4:52.449
48	Marvin Kirchhöfer	13:40:49.934	35:49.700	Marvin Kirchhöfer	13:45:24.750	40:24.516	4:34.816
4	Patric Niederhauser	13:40:57.500	35:57.266	Patric Niederhauser	13:45:15.910	40:15.676	4:18.410
8	Mikaela Ahlin-Kottulinsky	13:42:53.179	37:52.945	Mikaela Ahlin-Kottulinsky	13:46:56.660	41:56.426	4:03.481
22	Patrick Huisman	13:43:47.196	38:46.962	Patrick Huisman	13:46:04.223	41:03.989	2:17.027
77	Daniel Keilwitz	13:44:15.600	39:15.366	Daniel Keilwitz	13:47:49.279	42:49.045	3:33.679
24	Markus Winkelhock	13:44:37.852	39:37.618	Filip Salaquarda	13:51:41.484	46:41.250	7:03.632
99	Robert Renauer	13:46:00.604	41:00.370	Robert Renauer	13:49:39.712	44:39.478	3:39.108
2	Christopher Haase	13:46:55.932	41:55.698	Christopher Haase	13:48:16.249	43:16.015	1:20.317
6	Florian Spengler	13:47:06.917	42:06.683	Florian Spengler	13:50:09.522	45:09.288	3:02.605
36	Alex Macdowall	13:47:13.437	42:13.203	Alex Macdowall	13:50:44.062	45:43.828	3:30.625
44	Dennis Busch	13:48:10.266	43:10.032	Marc Busch	13:49:55.563	44:55.329	1:45.297
48	Marvin Kirchhöfer	13:48:33.865	43:33.631	Indy Dontje	13:51:26.037	46:25.803	2:52.172
13	Maximilian Hackländer	13:48:46.792	43:46.558	Maximilian Hackländer	13:50:47.786	45:47.552	2:00.994
19	Mirko Bortolotti	13:49:13.837	44:13.603	Ezequiel Perez Compagnon	13:51:12.137	46:11.903	1:58.300



# ADAC GT Masters

## Pit Stops Free Practice 1



Provisional

**DMSB** Reg. Nr.:

Friday, June 09, 2017 13:00:00

Red Bull Ring, Length: 4318m

Air temperature: 29.2°C

Track temperature: 48.93°C

Weather condition: Dry

Nr	Driver in	Day time in	Time in	Driver out	Day time out	Time out	Nett Time
3	Kelvin van der Linde	13:49:21.345	44:21.111	Kelvin van der Linde	13:50:29.696	45:29.462	1:08.351
9	Christopher Höher	13:49:54.375	44:54.141	Christopher Höher	13:52:34.033	47:33.799	2:39.658
1	Connor De Phillippi	13:50:37.615	45:37.381	Connor De Phillippi	13:53:22.371	48:22.137	2:44.756
11	Michael Fischer	13:50:50.070	45:49.836	Jakub Knoll	13:53:23.973	48:23.739	2:33.903
7	Marco Mapelli	13:50:58.048	45:57.814	Marco Mapelli	14:02:16.741	57:16.507	11:18.693
17	Michael Ammermüller	13:51:01.713	46:01.479	Michael Ammermüller	13:53:51.401	48:51.167	2:49.688
18	Adrien de Leener	13:51:46.623	46:46.389	Adrien de Leener	13:54:03.763	49:03.529	2:17.140
63	Rolf Ineichen	13:52:10.522	47:10.288	Christian Engelhart	13:53:58.518	48:58.284	1:47.996
20	Nikolaj Rogivue	13:52:43.285	47:43.051	Nikolaj Rogivue	13:55:48.471	50:48.237	3:05.186
24	Filip Salaquarda	13:53:11.567	48:11.333	Filip Salaquarda	13:54:16.865	49:16.631	1:05.298
84	Patrick Assenheimer	13:53:18.969	48:18.735	Maximilian Götz	13:54:28.589	49:28.355	1:09.620
21	Luca Stolz	13:53:20.154	48:19.920	Luca Stolz	13:54:30.336	49:30.102	1:10.182
77	Daniel Keilwitz	13:53:49.413	48:49.179	Daniel Keilwitz	14:00:12.022	55:11.788	6:22.609
26	Sebastian Asch	13:53:59.271	48:59.037	Lucas Auer	14:00:27.816	55:27.582	6:28.545
24	Filip Salaquarda	13:55:47.043	50:46.809				
3	Kelvin van der Linde	13:56:27.234	51:27.000	Kelvin van der Linde	14:00:20.843	55:20.609	3:53.609
36	Alex Macdowall	13:56:41.373	51:41.139				
42	Philipp Eng	13:56:43.629	51:43.395				
63	Christian Engelhart	13:57:03.517	52:03.283				
18	Adrien de Leener	13:57:04.647	52:04.413				
9	Christopher Höher	13:57:06.718	52:06.484				
25	Frank Stippler	13:57:11.883	52:11.649	Mike David Ortmann	14:01:28.481	56:28.247	4:16.598
20	Nikolaj Rogivue	13:57:20.793	52:20.559				
4	Patric Niederhauser	13:57:21.843	52:21.609				
19	Ezequiel Perez Companc	13:57:24.296	52:24.062	Ezequiel Perez Companc	14:00:36.326	55:36.092	3:12.030
2	Jeffrey Schmidt	13:57:25.077	52:24.843	Jeffrey Schmidt	14:00:25.218	55:24.984	3:00.141
99	Robert Renauer	13:57:26.535	52:26.301				
84	Maximilian Götz	13:57:33.027	52:32.793	Maximilian Götz	14:00:15.238	55:15.004	2:42.211
21	Luca Ludwig	13:57:36.695	52:36.461				
44	Marc Busch	13:57:43.484	52:43.250	Marc Busch	14:00:24.484	55:24.250	2:41.000
8	Mikaela Ahlin-Kottulinsky	13:57:44.579	52:44.345				
48	Indy Dontje	13:57:49.273	52:49.039	Indy Dontje	14:00:18.278	55:18.044	2:29.005
6	Christopher Zanella	13:57:54.969	52:54.735				
1	Connor De Phillippi	13:57:56.517	52:56.283	Connor De Phillippi	14:00:32.762	55:32.528	2:36.245
11	Jakub Knoll	13:58:15.764	53:15.530	Jakub Knoll	14:01:18.304	56:18.070	3:02.540
22	Remo Lips	13:58:17.487	53:17.253				
17	Michael Ammermüller	13:58:30.788	53:30.554				
13	Maximilian Hackländer	14:01:01.009	56:00.775				
25	Frank Stippler	14:03:03.394	58:03.160	Frank Stippler	14:04:09.355	59:09.121	1:05.961
3	Kelvin van der Linde	14:03:22.066	58:21.832				
25	Frank Stippler	14:05:38.791	1:00:38.557				