

# ADAC Formel 4

## Result List Free Practice 1



Provisional

**DMSB** Reg. Nr.:

Friday, June 09, 2017 8:30:00



Red Bull Ring, Length: 4326m  
 Air temperature: 18.62°C  
 Track temperature: 31.03°C  
 Weather condition: Dry

started : 31      classified : 30      not classified : 1

Nr.	Drivers	Team	Lap	Best Time	Gap	Diff	Kph	Day Time
Cl.	Car	Competitor						
1	33 J.Aberdein(DEU) ADAC Formel 4 powered by Abarth	(T) Motopark(DEU) Motopark	16	1:30.768			171.5	8:58:14
2	9 M.Armstrong(ITA) ADAC Formel 4 powered by Abarth	(T) Prema Powerteam SRL(ITA) Prema Powerteam SRL	16	1:30.894	0.126	0.126	171.3	8:58:21
3	83 K.Moreira-Laliberte(CHE) ADAC Formel 4 powered by Abarth	(T) Van Amersfoort Racing(NLD) Van Amersfoort Racing	14	1:30.934	0.166	0.040	171.2	8:58:29
4	16 J.van Uiter(NLD) ADAC Formel 4 powered by Abarth	Jenzer Motorsport(CHE) Jenzer Motorsport	15	1:30.956	0.188	0.022	171.2	8:55:14
5	44 J.Vips(ITA) ADAC Formel 4 powered by Abarth	(T) Prema Powerteam SRL(ITA) Prema Powerteam SRL	17	1:31.029	0.261	0.073	171.0	9:00:18
6	18 J.Hanses(DEU) ADAC Formel 4 powered by Abarth	(T) US Racing(DEU) US Racing	13	1:31.061	0.293	0.032	171.0	9:00:45
7	15 K.Maini(CHE) ADAC Formel 4 powered by Abarth	Jenzer Motorsport(CHE) Jenzer Motorsport	18	1:31.086	0.318	0.025	170.9	8:59:10
8	2 F.Vesti(DNK) ADAC Formel 4 powered by Abarth	Van Amersfoort Racing(NLD) Van Amersfoort Racing	18	1:31.124	0.356	0.038	170.9	9:00:06
9	42 L.Hoogenboom(NLD) ADAC Formel 4 powered by Abarth	(T) Motopark(DEU) Motopark	16	1:31.162	0.394	0.038	170.8	8:58:16
10	27 N.Nielsen(DNK) ADAC Formel 4 powered by Abarth	(T) US Racing(DEU) US Racing	14	1:31.180	0.412	0.018	170.8	9:00:34
11	1 F.Drugovich(ITA) ADAC Formel 4 powered by Abarth	(T) Van Amersfoort Racing(NLD) Van Amersfoort Racing	16	1:31.185	0.417	0.005	170.7	9:00:14
12	5 L.Zendeli(DEU) ADAC Formel 4 powered by Abarth	(T) ADAC Berlin-Brandenburg e.V.(DEU) ADAC Berlin-Brandenburg e.V.	15	1:31.186	0.418	0.001	170.7	8:59:15
13	96 L.Colombo(ITA) ADAC Formel 4 powered by Abarth	Bhaitech Racing(ITA) Bhaitech Racing	8	1:31.290	0.522	0.104	170.5	8:49:00
14	68 J.Correa(ITA) ADAC Formel 4 powered by Abarth	Prema Powerteam SRL(ITA) Prema Powerteam SRL	16	1:31.310	0.542	0.020	170.5	8:59:34
15	28 K.Schramm(DEU) ADAC Formel 4 powered by Abarth	US Racing(DEU) US Racing	15	1:31.350	0.582	0.040	170.4	8:58:13
16	3 L.Gachot(GBR) ADAC Formel 4 powered by Abarth	Van Amersfoort Racing(NLD) Van Amersfoort Racing	13	1:31.450	0.682	0.100	170.2	8:54:11
17	7 O.Söderström(SWE) ADAC Formel 4 powered by Abarth	ADAC Berlin-Brandenburg e.V.(DEU) ADAC Berlin-Brandenburg e.V.	13	1:31.724	0.956	0.274	169.7	8:55:35
18	12 A.Pedrov(ITA) ADAC Formel 4 powered by Abarth	(T) Lechner Racing(AUT) Lechner Racing	10	1:31.756	0.988	0.032	169.7	8:47:03
19	81 M.Waldherr(DEU) ADAC Formel 4 powered by Abarth	(T) Neuhauser Racing Team(AUT) Neuhauser Racing Team	16	1:31.772	1.004	0.016	169.6	8:59:51
20	97 S.Fernandez Wahbeh(ITA) ADAC Formel 4 powered by Abarth	Bhaitech Racing(ITA) Bhaitech Racing	12	1:31.877	1.109	0.105	169.5	8:53:12
21	99 C.Weerts(BEL) R ADAC Formel 4 powered by Abarth	Motopark(DEU) Motopark	15	1:31.892	1.124	0.015	169.4	8:57:38
22	11 M.Wishofer(AUT) R ADAC Formel 4 powered by Abarth	(T) Lechner Racing(AUT) Lechner Racing	14	1:31.917	1.149	0.025	169.4	8:56:56
23	80 A.Estner(DEU) ADAC Formel 4 powered by Abarth	(T) Neuhauser Racing Team(AUT) Neuhauser Racing Team	16	1:31.938	1.170	0.021	169.3	9:00:11
24	4 S.Flörsch(DEU) ADAC Formel 4 powered by Abarth	(T) ADAC Berlin-Brandenburg e.V.(DEU) ADAC Berlin-Brandenburg e.V.	14	1:32.189	1.421	0.251	168.9	8:57:47
25	98 C.Piro(DEU) ADAC Formel 4 powered by Abarth	(T) Team Piro Sports Interdental(DEU) Team Piro Sports Interdental	16	1:32.285	1.517	0.096	168.7	8:58:05
26	79 D.Malukas(LTU) ADAC Formel 4 powered by Abarth	Motopark(DEU) Motopark	16	1:32.741	1.973	0.456	167.9	9:00:31



# ADAC Formel 4

## Result List Free Practice 1



Provisional

**DMSB** Reg. Nr.:

Friday, June 09, 2017 8:30:00



Red Bull Ring, Length: 4326m  
Air temperature: 18.62°C  
Track temperature: 31.03°C  
Weather condition: Dry

**started : 31      classified : 30      not classified : 1**

Nr. Drivers	Team	Lap	Best Time	Gap	Diff	Kph	Day Time
Cl. Car	Competitor						
27 26 <b>L.Heinrich(DEU)</b> R ADAC Formel 4 powered by Abarth	<b>(T) Laurin Heinrich(DEU)</b> Laurin Heinrich	16	<b>1:32.792</b>	2.024	0.051	167.8	8:58:09
28 10 <b>R.Wagner(DEU)</b> R ADAC Formel 4 powered by Abarth	<b>Lechner Racing(AUT)</b> Lechner Racing	13	<b>1:33.063</b>	2.295	0.271	167.3	8:54:10
29 6 <b>T.Beckhäuser(CZE)</b> R ADAC Formel 4 powered by Abarth	<b>ADAC Berlin-Brandenburg e.V.(DEU)</b> ADAC Berlin-Brandenburg e.V.	11	<b>1:33.151</b>	2.383	0.088	167.1	8:53:57
30 25 <b>D.Ghattas(DEU)</b> R ADAC Formel 4 powered by Abarth	<b>(T) Team Piro Sports Interdental(DEU)</b> Team Piro Sports Interdental	17	<b>1:34.963</b>	4.195	1.812	163.9	9:00:40
<b>Not classified</b>							
13 F.Scherer(CHE) ADAC Formel 4 powered by Abarth	<b>US Racing(DEU)</b> US Racing						

T = nominated for the team classification

**Subject to final scrutineering!**

Publication time:	Clerk of the Course: Andreas Meklau	Timekeeper: Steffen Ruhl
-------------------	-------------------------------------	--------------------------



# ADAC Formel 4

## Sector List Free Practice 1



Provisional

**DMSB** Reg. Nr.:

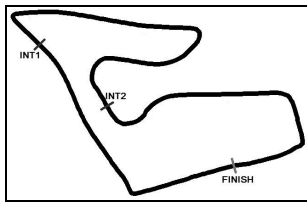
Friday, June 09, 2017 8:30:00



Red Bull Ring, Length: 4326m  
Air temperature: 18.62°C  
Track temperature: 31.03°C  
Weather condition: Dry

Lap	Time	SE1	SP1	SE2	SP2	SE3	SP3	TSP	Lap	Time	SE1	SP1	SE2	SP2	SE3	SP3	TSP
<b>1 Drugovich, ITA</b>									<b>theoretical besttime: 1:30.924</b>								
1	2:13.694	47.202	162	47.095	149	39.397			9	1:32.229	<b>23.697</b>	<b>214</b>	40.801	171	27.731	196	
2	3:50.817	2:38.749	184	43.195	159	28.873	190		10	1:31.616	24.216	209	40.101	174	27.299	194	
3	1:33.862	24.818	204	41.234	168	27.810	194		11	1:36.866	23.866	209	40.092	173	32.908		
4	1:32.874	24.039	211	41.079	173	27.756	196		12	3:39.525	2:24.252	205	42.100	167	33.173		
5	1:32.597	24.383	209	40.671	174	27.543	194		13	2:00.612	52.140	203	41.019	170	27.453	195	
6	1:31.692	23.924	212	40.417	175	27.351	194		14	1:31.387	23.919	211	<b>40.053</b>	<b>174</b>	27.415	195	
7	1:31.933	23.960	210	40.549	170	27.424	194		15	1:31.415	23.782	213	40.376	175	27.257	196	
8	1:31.347	23.834	211	40.198	173	27.315	196		16	<b>1:31.185</b>	23.802	212	40.209	176	<b>27.174</b>	<b>196</b>	
<b>2 Vesti, DNK</b>									<b>theoretical besttime: 1:31.124</b>								
1	1:56.988	39.168	147	47.604	141	30.216	184		10	3:06.713	1:57.407	203	41.362	166	27.944	194	
2	1:38.327	26.702	179	42.924	152	28.701	190		11	1:32.756	24.302	209	40.593	168	27.861	194	
3	1:37.686	27.409	203	41.979	162	28.298	193		12	1:32.158	24.158	209	40.446	171	27.554	195	
4	1:33.608	24.272	210	41.210	165	28.126	194		13	1:32.091	24.180	209	40.267	174	27.644	194	
5	1:33.359	24.359	209	40.894	161	28.106	196		14	1:32.423	24.082	212	40.595	167	27.746	195	
6	1:33.867	24.099	211	41.383	159	28.385	192		15	1:32.364	24.478	209	40.404	169	27.482	194	
7	1:32.943	24.283	209	40.778	171	27.882	194		16	1:31.699	24.024	209	40.307	170	27.368	194	
8	1:32.339	24.079	211	40.504	173	27.756	194		17	1:33.418	23.934	211	40.420	141	29.064	195	
9	1:41.431	24.260	209	41.684	159	35.487			18	<b>1:31.124</b>	<b>23.899</b>	<b>211</b>	<b>40.076</b>	<b>177</b>	<b>27.149</b>	<b>196</b>	
<b>3 Gachot, GBR</b>									<b>theoretical besttime: 1:31.450</b>								
1	1:58.397	40.403	180	47.391	143	30.603	182		9	4:54.060	3:42.539	154	43.300	167	28.221	194	
2	1:37.987	26.291	188	43.077	159	28.619	191		10	1:33.071	24.206	209	40.661	171	28.204	192	
3	1:35.524	25.123	205	41.721	175	28.680	190		11	1:32.949	24.715	208	40.668	177	27.566	193	
4	1:33.525	24.509	207	41.179	173	27.837	193		12	1:31.770	24.082	209	40.360	174	27.328	195	
5	1:33.984	24.374	207	41.139	171	28.471	193		13	<b>1:31.450</b>	<b>23.869</b>	<b>210</b>	<b>40.305</b>	<b>175</b>	<b>27.276</b>	<b>196</b>	
6	1:33.029	24.268	207	40.917	174	27.844	193		14	1:46.435	23.881	213	43.797	142	38.757		
7	1:33.264	24.233	207	40.985	173	28.046	192		15	2:35.055	1:26.238	205	41.131	166	27.686	194	
8	1:41.765	25.474	179	41.917	174	34.374			16	1:31.873	24.086	210	40.493	176	27.294	197	
<b>4 Flörsch, DEU</b>									<b>theoretical besttime: 1:31.945</b>								
1	2:46.875	1:22.488	152	51.653	134	32.734	165		9	1:32.451	24.137	209	40.417	167	27.897	193	
2	1:50.536	26.693	201	44.383	147	39.460			10	1:32.282	24.211	209	40.483	167	27.588	191	
3	6:05.035	4:53.298	188	43.024	159	28.713	190		11	1:32.365	24.153	209	40.516	167	27.696	192	
4	1:35.661	25.115	183	41.965	162	28.581	191		12	1:32.321	24.147	208	40.469	167	27.705	191	
5	1:35.274	25.773	208	41.272	161	28.229	193		13	1:32.270	24.208	207	40.520	168	<b>27.542</b>	<b>193</b>	
6	1:33.386	24.482	207	40.885	164	28.019	191		14	<b>1:32.189</b>	<b>24.095</b>	<b>209</b>	<b>40.308</b>	<b>167</b>	27.786	194	
7	1:33.376	24.364	207	41.276	166	27.736	193		15	1:42.176	24.308	208	40.859	156	37.009		
8	1:32.631	24.219	209	40.705	164	27.707	193		16								
<b>5 Zendeli, DEU</b>									<b>theoretical besttime: 1:31.106</b>								
1	2:36.209	1:03.306	149	51.479	127	41.424			9	1:41.581	24.727	206	42.085	156	34.769		
2	3:50.723	2:37.382	190	43.984	153	29.357	188		10	3:59.994	2:50.556	203	41.653	160	27.785	193	
3	1:34.913	25.026	201	41.633	162	28.254	193		11	1:33.557	24.132	210	41.588	163	27.837	193	
4	1:35.345	24.670	207	41.920	148	28.755	193		12	1:33.485	24.187	210	40.628	166	28.670	186	
5	1:33.941	24.310	208	41.681	164	27.950	192		13	1:33.159	24.949	206	40.741	164	27.469	195	
6	1:34.741	24.119	211	41.459	168	29.163	191		14	1:31.423	24.054	211	40.172	170	<b>27.197</b>	<b>196</b>	
7	1:32.292	24.323	209	40.356	166	27.613	<b>196</b>		15	<b>1:31.186</b>	23.831	212	40.111	173	27.244	196	
8	1:32.277	24.113	210	40.706	167	27.458	193		16	1:31.941	<b>23.803</b>	<b>212</b>	<b>40.106</b>	<b>169</b>	28.032	194	
<b>6 Beckhäuser, CZE</b>									<b>theoretical besttime: 1:33.091</b>								
1	4:35.661	2:53.493	144	56.007	109	46.161			9	1:34.200	24.723	208	41.242	157	28.235	191	
2	4:47.585	3:24.608	181	50.484	120	32.493	184		10	1:33.893	24.617	207	40.986	158	28.290	192	
3	1:45.111	27.755	201	46.360	132	30.996	186		11	<b>1:33.151</b>	24.390	209	<b>40.852</b>	<b>159</b>	<b>27.909</b>	<b>191</b>	
4	1:38.784	25.487	205	44.148	150	29.149	191		12	1:35.482	25.783	207	41.092	162	28.607	190	
5	1:37.326	24.873	207	42.426	150	30.027	181		13	1:33.652	24.517	208	40.859	160	28.276	192	
6	1:40.008	26.399	191	42.959	150	30.650	189		14	1:35.572	<b>24.330</b>	<b>209</b>	42.452	140	28.790	194	
7	1:36.278	25.259	207	41.988	150	29.031	189		15	1:35.114	24.372	209	42.142	159	28.600	193	
8	1:34.496	24.825	207	41.442	155	28.229	192										





# ADAC Formel 4 Sector List Free Practice 1



Provisional



Red Bull Ring, Length: 4326m  
Air temperature: 18.62°C  
Track temperature: 31.03°C  
Weather condition: Dry

DMSB Reg. Nr.:

Friday, June 09, 2017 8:30:00

Lap	Time	SE1	SP1	SE2	SP2	SE3	SP3	TSP	Lap	Time	SE1	SP1	SE2	SP2	SE3	SP3	TSP
<b>7 Söderström, SWE</b>									<b>theoretical besttime: 1:31.510</b>								
1	3:08.770	1:25.068	134	54.143	129	49.559			9	1:32.409	24.288	208	40.515	162	27.606	194	
2	5:20.446	4:05.229	175	45.106	145	30.111	187		10	1:32.301	24.133	210	40.379	163	27.789	194	
3	1:38.401	25.430	202	43.893	151	29.078	190		11	1:33.651	25.463	208	40.692	162	27.496	193	
4	1:34.546	24.574	206	41.880	159	28.092	192		12	1:32.125	24.041	211	40.581	165	27.503	193	
5	1:33.233	24.406	208	40.912	159	27.915	193		13	<b>1:31.724</b>	23.896	211	40.423	166	<b>27.405</b>	<b>194</b>	
6	1:32.740	24.093	211	40.773	161	27.874	192		14	1:33.207	<b>23.875</b>	<b>212</b>	<b>40.230</b>	<b>164</b>	29.102	194	
7	1:32.375	24.127	210	40.519	164	27.729	192		15	1:32.232	23.951	211	40.379	164	27.902	193	
8	1:32.097	23.993	211	40.574	164	27.530	193		16	1:31.853	23.981	210	40.354	165	27.518	194	

Lap	Time	SE1	SP1	SE2	SP2	SE3	SP3	TSP	Lap	Time	SE1	SP1	SE2	SP2	SE3	SP3	TSP
<b>9 Armstrong, ITA</b>									<b>theoretical besttime: 1:30.648</b>								
1	2:54.346	1:36.772	189	46.854	147	30.720	171		10	1:31.555	23.975	211	40.159	173	27.421	194	
2	1:46.455	27.022	171	48.694	158	30.739	187		11	1:31.429	23.956	210	40.099	174	27.374	194	
3	1:35.265	25.240	196	41.531	166	28.494	192		12	1:39.879	23.904	211	40.412	170	35.563		
4	1:34.324	24.339	210	41.309	162	28.676	192		13	3:30.743	2:20.863	207	40.976	169	28.904	194	
5	1:33.797	24.267	209	41.572	168	27.958	192		14	1:31.763	24.162	210	40.224	175	27.377	195	
6	1:32.866	24.503	208	40.707	170	27.656	193		15	1:31.063	23.894	211	39.943	176	27.226	193	
7	1:32.352	24.165	209	40.509	171	27.678	193		16	<b>1:30.894</b>	23.838	211	39.986	177	<b>27.070</b>	<b>196</b>	
8	1:32.001	24.051	210	40.322	171	27.628	193		17	1:31.957	<b>23.742</b>	<b>213</b>	39.968	176	28.247	196	
9	1:31.557	24.054	212	40.118	173	27.385	194		18	1:31.315	23.781	212	<b>39.836</b>	<b>174</b>	27.698	196	

Lap	Time	SE1	SP1	SE2	SP2	SE3	SP3	TSP	Lap	Time	SE1	SP1	SE2	SP2	SE3	SP3	TSP
<b>10 Wagner, DEU</b>									<b>theoretical besttime: 1:32.981</b>								
1	2:46.325	1:23.370	165	49.206	112	33.749	160		9	3:36.373	2:24.982	201	42.637	156	28.754	192	
2	1:47.092	27.168	174	48.229	144	31.695	183		10	1:34.308	24.459	208	41.768	159	28.081	193	
3	1:40.615	26.054	201	43.937	156	30.624	189		11	1:33.869	<b>24.232</b>	<b>209</b>	41.093	164	28.544	184	
4	1:37.082	25.173	207	42.195	156	29.714	191		12	1:33.616	24.444	209	41.170	161	28.002	192	
5	1:35.925	24.733	207	41.978	156	29.214	190		13	<b>1:33.063</b>	24.314	209	<b>40.836</b>	<b>161</b>	<b>27.913</b>	<b>192</b>	
6	1:35.658	24.856	207	42.133	160	28.669	191		14	1:45.347	24.254	209	43.344	144	37.749		
7	1:35.363	24.688	207	42.251	161	28.424	192		15	4:31.592	3:20.436	201	42.319	151	28.837	191	
8	1:40.703	24.767	207	41.951	161	33.985											

Lap	Time	SE1	SP1	SE2	SP2	SE3	SP3	TSP	Lap	Time	SE1	SP1	SE2	SP2	SE3	SP3	TSP
<b>11 Wishofer, AUT</b>									<b>theoretical besttime: 1:31.616</b>								
1	4:51.989	3:34.152	175	47.663	147	30.174	180		10	1:32.482	24.029	209	40.854	170	27.599	190	
2	1:38.737	26.361	166	43.557	158	28.819	179		11	1:40.960	24.278	209	42.959	143	33.723		
3	1:35.789	25.498	206	42.210	170	28.081	193		12	3:03.756	1:55.002	200	41.050	169	27.704	193	
4	1:36.896	25.535	204	41.652	152	29.709	185		13	1:34.775	24.080	209	43.372	171	<b>27.323</b>	<b>194</b>	
5	1:33.427	24.500	208	41.063	168	27.864	193		14	<b>1:31.917</b>	<b>23.955</b>	<b>211</b>	40.629	173	27.333	191	
6	1:33.287	24.670	209	40.876	168	27.741	<b>196</b>		15	1:32.247	24.397	208	<b>40.338</b>	<b>173</b>	27.512	193	
7	1:34.067	24.388	208	40.777	172	28.902	187		16	1:31.974	24.109	209	40.460	174	27.405	194	
8	1:34.980	24.561	208	42.938	173	27.481	193		17	1:40.817	23.990	210	40.548	169	36.279		
9	1:32.982	24.282	210	40.480	<b>178</b>	28.220	193										

Lap	Time	SE1	SP1	SE2	SP2	SE3	SP3	TSP	Lap	Time	SE1	SP1	SE2	SP2	SE3	SP3	TSP
<b>12 Pedrov, ITA</b>									<b>theoretical besttime: 1:31.729</b>								
1	2:55.017	1:37.492	178	46.634	145	30.891	184		10	<b>1:31.756</b>	<b>24.012</b>	<b>210</b>	40.302	168	27.442	193	
2	1:41.122	26.783	164	44.086	138	30.253	186		11	1:37.890	24.143	208	40.480	169	33.267		
3	1:36.799	25.787	209	42.359	163	28.653	192		12	2:32.984	1:23.959	204	41.480	167	27.545	191	
4	1:34.221	24.710	209	41.442	165	28.069	193		13	1:32.135	24.118	208	40.541	170	27.476	193	
5	1:33.430	24.400	208	41.243	167	27.787	193		14	1:32.065	24.118	209	40.416	170	27.531	193	
6	1:32.839	24.298	208	40.834	169	27.707	193		15	1:32.683	24.035	209	40.418	170	28.230	192	
7	1:33.059	24.386	207	41.046	169	27.627	<b>194</b>		16	1:33.453	24.249	208	41.001	160	28.203	192	
8	1:32.289	24.246	207	40.511	169	27.532	193		17	1:32.055	24.121	208	40.498	172	<b>27.436</b>	<b>192</b>	
9	1:32.159	24.065	<b>210</b>	40.542	169	27.552	193		18	1:31.859	24.076	208	<b>40.281</b>	<b>172</b>	27.502	194	

Lap	Time	SE1	SP1	SE2	SP2	SE3	SP3	TSP	Lap	Time	SE1	SP1	SE2	SP2	SE3	SP3	TSP
<b>13 Scherer, CHE</b>									<b>theoretical besttime:</b>								
1	2:46.185	58.745	<b>162</b>	<b>1:07.279</b>	<b>117</b>	40.161											





# ADAC Formel 4

## Sector List Free Practice 1



Provisional

**DMSB** Reg. Nr.:



Red Bull Ring, Length: 4326m

Air temperature: 18.62°C

Track temperature: 31.03°C

Weather condition: Dry

Friday, June 09, 2017 8:30:00

Lap	Time	SE1	SP1	SE2	SP2	SE3	SP3	TSP	Lap	Time	SE1	SP1	SE2	SP2	SE3	SP3	TSP
<b>15 Maini, CHE</b>									<b>theoretical besttime: 1:31.057</b>								
1	2:19.085	54.432	137	51.109	137	33.544	170		11	1:32.143	23.953	210	40.244	169	27.946	194	
2	1:45.447	27.884	185	46.817	148	30.746	188		12	1:31.743	23.897	214	40.434	169	27.412	194	
3	1:37.541	25.670	197	42.655	158	29.216	187		13	1:31.907	24.112	208	40.295	171	27.500	193	
4	1:34.943	24.796	206	41.876	164	28.271	192		14	1:31.772	24.045	209	40.383	169	27.344	193	
5	1:44.010	28.773	143	45.463	142	29.774	190		15	1:31.587	23.927	209	40.302	175	27.358	194	
6	1:33.300	24.532	206	40.941	170	27.827	193		16	1:35.141	24.063	208	43.133	166	27.945	193	
7	1:38.386	24.260	205	45.928	169	28.198	192		17	1:31.452	24.014	210	40.203	175	<b>27.235</b>	<b>197</b>	
8	1:32.837	24.244	208	40.764	172	27.829	193		18	<b>1:31.086</b>	<b>23.875</b>	<b>212</b>	<b>39.947</b>	<b>174</b>	27.264	194	
9	1:34.628	24.125	212	42.792	171	27.711	194		19	1:52.899	25.506	170	47.291	144	40.102		
10	1:32.263	24.144	209	40.493	174	27.626	194										

Lap	Time	SE1	SP1	SE2	SP2	SE3	SP3	TSP	Lap	Time	SE1	SP1	SE2	SP2	SE3	SP3	TSP
<b>16 van Uiter, NLD</b>									<b>theoretical besttime: 1:30.749</b>								
1	3:20.924	1:59.915	169	49.605	136	31.404	187		11	1:31.166	23.939	211	40.055	175	<b>27.172</b>	<b>196</b>	
2	1:41.821	26.240	180	45.709	127	29.872	191		12	1:31.200	23.823	213	40.159	175	27.218	195	
3	1:37.555	24.878	206	44.641	170	28.036	193		13	1:32.054	23.843	212	40.624	168	27.587	196	
4	1:34.469	24.291	210	42.364	169	27.814	193		14	1:32.795	23.818	213	40.055	175	28.922	196	
5	1:32.874	24.198	210	40.873	173	27.803	195		15	<b>1:30.956</b>	<b>23.719</b>	<b>214</b>	<b>39.918</b>	<b>176</b>	<b>27.319</b>	<b>198</b>	
6	1:33.458	24.142	211	40.810	163	28.506	195		16	1:38.566	<b>23.704</b>	<b>216</b>	42.849	127	32.013	195	
7	1:32.349	24.105	210	40.496	174	27.748	195		17	1:32.081	23.873	213	40.274	175	27.934	186	
8	1:31.681	23.970	211	40.340	174	27.371	197		18	1:31.430	23.993	211	40.109	177	27.328	195	
9	1:38.530	24.369	212	44.668	158	29.493	193		19	1:31.043	23.797	213	<b>39.873</b>	<b>177</b>	27.373	196	
10	1:31.481	23.998	211	40.203	173	27.280	196										

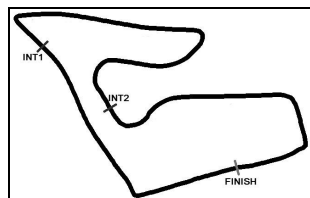
Lap	Time	SE1	SP1	SE2	SP2	SE3	SP3	TSP	Lap	Time	SE1	SP1	SE2	SP2	SE3	SP3	TSP
<b>18 Hanses, DEU</b>									<b>theoretical besttime: 1:31.006</b>								
1	2:20.613	49.638	162	47.874	125	43.101			8	1:33.395	25.294	208	40.527	165	27.574	194	
2	2:29.234	1:08.627	175	45.780	145	34.827			9	1:31.599	24.014	211	40.112	171	27.473	194	
3	10:25.978	9:12.900	187	43.890	151	29.188	182		10	1:32.019	24.381	209	40.187	168	27.451	194	
4	1:39.079	25.422	207	44.892	149	28.765	192		11	1:31.281	23.937	211	40.099	174	27.245	195	
5	1:34.720	25.603	207	41.127	160	27.990	192		12	1:31.115	23.913	211	39.982	173	<b>27.220</b>	<b>195</b>	
6	1:32.596	24.355	209	40.492	167	27.749	193		13	<b>1:31.061</b>	<b>23.863</b>	<b>211</b>	<b>39.923</b>	<b>169</b>	27.275	195	
7	1:32.000	24.174	210	40.228	170	27.598	194										

Lap	Time	SE1	SP1	SE2	SP2	SE3	SP3	TSP	Lap	Time	SE1	SP1	SE2	SP2	SE3	SP3	TSP
<b>25 Ghattas, DEU</b>									<b>theoretical besttime: 1:34.444</b>								
1	2:40.637	1:13.924	125	52.967	116	33.746	149		10	1:36.011	25.259	203	41.802	168	28.950	188	
2	1:52.933	32.003	156	48.250	151	32.680	173		11	1:37.214	25.432	201	41.867	167	29.915	185	
3	1:43.417	27.447	179	45.709	144	30.261	186		12	1:36.556	25.214	203	41.700	166	29.642	189	
4	1:41.156	26.723	200	43.514	162	30.919	187		13	1:35.671	<b>24.707</b>	<b>204</b>	42.448	166	28.516	188	
5	1:39.889	26.628	198	43.419	157	29.842	188		14	1:43.313	24.852	205	<b>41.495</b>	<b>167</b>	36.966		
6	1:38.424	26.168	199	42.751	160	29.505	185		15	3:07.607	1:56.123	199	42.394	167	29.090	189	
7	1:37.863	25.975	203	42.138	166	29.750	189		16	1:40.133	25.087	207	46.209	150	28.837	189	
8	1:37.642	26.206	200	42.326	161	29.110	187		17	<b>1:34.963</b>	24.926	204	41.795	164	<b>28.242</b>	<b>189</b>	
9	1:36.243	25.244	203	42.072	165	28.927	185										

Lap	Time	SE1	SP1	SE2	SP2	SE3	SP3	TSP	Lap	Time	SE1	SP1	SE2	SP2	SE3	SP3	TSP
<b>26 Heinrich, DEU</b>									<b>theoretical besttime: 1:32.581</b>								
1	2:44.505	1:19.181	130	51.684	116	33.640	180		10	1:36.115	25.756	158	41.925	166	28.434	190	
2	1:46.812	27.437	164	45.348	146	34.027	180		11	1:34.192	24.602	207	41.412	167	28.178	190	
3	1:40.452	26.370	199	43.720	154	30.362	184		12	1:33.489	24.458	206	41.102	167	27.929	191	
4	1:39.834	26.436	200	42.551	157	30.847	188		13	1:32.996	24.333	207	40.908	167	27.755	191	
5	1:36.204	25.002	205	42.103	163	29.099	190		14	1:33.095	24.333	207	40.930	164	27.832	192	
6	1:35.349	24.925	203	41.840	164	28.584	191		15	1:32.808	24.285	208	40.776	167	<b>27.747</b>	<b>192</b>	
7	1:45.697	24.947	198	42.837	162	37.913			16	<b>1:32.792</b>	<b>24.201</b>	<b>207</b>	<b>40.633</b>	<b>171</b>	27.958	192	
8	2:48.533	1:36.935	163	42.127	168	29.471	188		17	1:41.066	24.233	209	40.858	167	35.975		
9	1:36.231	24.841	205	41.614	165	29.776	190										

Lap	Time	SE1	SP1	SE2	SP2	SE3	SP3	TSP	Lap	Time	SE1	SP1	SE2	SP2	SE3	SP3	TSP
<b>27 Nielsen, DNK</b>									<b>theoretical besttime: 1:31.008</b>								
1	2:13.012	46.795	176	45.890	153	40.327			8	1:31.896	24.020	211	40.329	171	27.547	194	
2	2:33.706	1:04.796	183	47.369	132	41.541			9	1:31.509	23.925	212	40.220	173	27.364	196	
3	8:24.473	7:11.989	196	43.440	158	29.044	187		10	1:34.766	<b>23.720</b>	<b>215</b>	43.454	170	27.592	194	
4	1:35.156	25.337	202	41.515	168	28.304	191		11	1:49.637	23.947	213	48.037	107	37.653	193	
5	1:35.887	24.821	207	42.563	163	28.503	192		12	1:34.812	24.019	212	41.329	132	29.464	194	





# ADAC Formel 4

## Sector List Free Practice 1



Provisional

**DMSB** Reg. Nr.:

Friday, June 09, 2017 8:30:00



Red Bull Ring, Length: 4326m

Air temperature: 18.62°C

Track temperature: 31.03°C

Weather condition: Dry

Lap	Time	SE1	SP1	SE2	SP2	SE3	SP3	TSP	Lap	Time	SE1	SP1	SE2	SP2	SE3	SP3	TSP
6	1:33.161	24.195	211	40.542	169	28.424	194		13	1:31.424	23.939	211	40.148	175	27.337	194	
7	1:32.930	24.219	213	40.906	170	27.805	194		14	<b>1:31.180</b>	23.892	211	<b>40.028</b>	<b>174</b>	<b>27.260</b>	<b>195</b>	

### 28 Schramm, DEU

theoretical besttime: 1:31.272

1	2:07.113	42.063	191	46.697	135	38.353			9	1:31.778	23.982	210	40.271	166	27.525	194	
2	2:06.148	54.836	204	42.424	159	28.888	191		10	1:31.464	<b>23.867</b>	<b>210</b>	40.174	170	27.423	195	
3	1:34.953	24.595	209	41.889	161	28.469	193		11	1:38.824	23.958	210	40.435	167	34.431		
4	1:33.799	24.413	209	41.309	163	28.077	194		12	5:23.764	4:14.335	206	41.514	162	27.915	193	
5	1:32.920	24.298	210	40.830	168	27.792	193		13	1:32.227	24.071	210	40.573	169	27.583	193	
6	1:32.310	24.029	210	40.568	168	27.713	194		14	1:31.818	24.144	209	40.198	170	27.476	194	
7	1:32.010	24.060	209	40.540	167	27.410	194		15	<b>1:31.350</b>	23.945	211	<b>40.072</b>	<b>170</b>	<b>27.333</b>	<b>195</b>	
8	1:32.337	24.064	210	40.565	168	27.708	194		16	3:43.141	25.415	177	48.406	130	2:29.320		

### 33 Aberdein, DEU

theoretical besttime: 1:30.768

1	2:23.024	54.251	173	47.218	156	41.555			10	1:31.793	23.788	215	40.437	175	27.568	196	
2	4:06.832	2:52.495	174	44.311	165	30.026	167		11	1:31.097	23.815	213	39.931	177	27.351	197	
3	1:35.799	26.173	202	41.130	173	28.496	194		12	1:34.103	23.767	213	40.180	157	30.156	194	
4	1:43.208	26.849	158	48.440	172	27.919	194		13	1:31.120	23.854	213	39.927	177	27.339	197	
5	1:33.378	24.098	211	40.657	173	28.623	193		14	1:33.494	23.906	213	42.035	171	27.553	195	
6	1:32.126	23.949	213	40.420	175	27.757	197		15	1:31.036	23.814	211	39.997	177	27.225	197	
7	1:31.839	23.993	213	40.169	175	27.677	196		16	<b>1:30.768</b>	<b>23.730</b>	<b>215</b>	<b>39.849</b>	<b>174</b>	<b>27.189</b>	<b>198</b>	
8	1:32.148	23.946	212	40.450	<b>178</b>	27.752	195		17	1:31.959	23.929	212	40.144	177	27.886	194	
9	1:31.565	23.945	213	40.188	177	27.432	196		18	1:37.237	23.919	211	40.247	177	33.071		

### 42 Hoogenboom, NLD

theoretical besttime: 1:30.999

1	2:33.222	1:04.894	138	50.933	134	37.395			10	1:31.343	24.026	211	<b>39.982</b>	<b>175</b>	27.335	196	
2	4:11.855	2:58.369	185	44.668	148	28.818	190		11	1:31.332	23.848	211	40.223	170	<b>27.261</b>	<b>197</b>	
3	1:37.092	25.974	189	42.833	157	28.285	194		12	1:31.357	23.891	211	40.099	172	27.367	196	
4	1:33.542	24.495	208	41.118	157	27.929	195		13	1:31.182	<b>23.756</b>	<b>213</b>	40.117	174	27.309	195	
5	1:31.914	24.053	210	40.386	168	27.475	196		14	1:31.572	23.967	209	40.122	172	27.483	195	
6	1:32.212	24.056	210	40.514	170	27.642	194		15	1:31.364	23.887	211	40.090	174	27.387	194	
7	1:32.281	24.049	212	40.629	167	27.603	<b>197</b>		16	<b>1:31.162</b>	23.837	211	40.009	170	27.316	196	
8	1:32.435	24.041	208	40.404	167	27.990	194		17	1:31.223	23.846	211	40.092	170	27.285	196	
9	1:31.580	24.101	211	40.113	171	27.366	194		18	1:37.729	23.871	211	40.069	172	33.789		

### 44 Vips, ITA

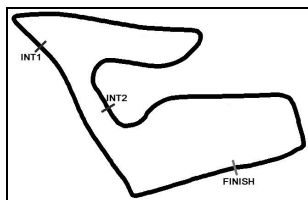
theoretical besttime: 1:30.995

1	2:59.065	1:41.111	173	47.152	140	30.802	185		10	1:37.029	23.925	211	40.901	159	32.203	195	
2	1:37.561	25.523	196	42.843	150	29.195	190		11	1:31.632	24.084	208	40.201	172	27.347	195	
3	1:35.898	24.699	208	42.414	156	28.785	187		12	1:31.326	23.909	210	40.043	175	27.374	194	
4	1:33.504	24.714	208	41.053	169	27.737	194		13	1:37.465	23.976	211	40.241	173	33.248		
5	1:32.914	24.148	208	40.567	169	28.199	193		14	3:56.472	2:38.754	209	48.095	160	29.623	194	
6	1:31.838	24.120	209	40.332	174	27.386	195		15	1:31.802	24.186	210	40.410	175	27.206	196	
7	1:34.232	23.922	211	40.393	175	29.917	194		16	1:31.111	23.881	209	<b>39.977</b>	<b>177</b>	27.253	196	
8	1:33.042	24.395	209	40.577	176	28.070	194		17	<b>1:31.029</b>	<b>23.844</b>	<b>211</b>	40.011	177	<b>27.174</b>	<b>197</b>	
9	1:31.587	24.072	209	40.174	174	27.341	193										

### 68 Correa, ITA

theoretical besttime: 1:31.104

1	3:08.351	1:50.571	139	46.835	142	30.945	183		10	1:31.680	24.055	210	40.156	173	27.469	196	
2	1:37.485	25.847	202	42.602	160	29.036	188		11	1:31.486	<b>23.781</b>	<b>211</b>	40.286	173	27.419	194	
3	1:39.193	24.885	208	45.906	164	28.402	193		12	1:31.377	23.937	212	40.163	175	<b>27.277</b>	<b>194</b>	
4	1:34.395	24.448	209	41.670	168	28.277	193		13	1:38.343	23.997	210	40.171	173	34.175		
5	1:33.119	24.279	210	40.721	173	28.119	195		14	4:34.595	3:26.065	206	40.896	169	27.634	195	
6	1:32.884	24.155	210	40.606	171	28.123	194		15	1:32.253	24.268	209	40.253	173	27.732	194	
7	1:32.911	23.982	211	40.868	170	28.061	195		16	<b>1:31.310</b>	23.958	209	<b>40.046</b>	<b>176</b>	27.306	196	
8	1:32.862	24.513	<b>212</b>	40.653	172	27.696	193		17	1:32.301	23.874	211	40.096	174	28.331	175	
9	1:31.849	24.055	210	40.222	173	27.572	193										



# ADAC Formel 4

## Sector List Free Practice 1



Provisional

**DMSB** Reg. Nr.:



Red Bull Ring, Length: 4326m

Air temperature: 18.62°C

Track temperature: 31.03°C

Weather condition: Dry

Friday, June 09, 2017 8:30:00

Lap	Time	SE1	SP1	SE2	SP2	SE3	SP3	TSP	Lap	Time	SE1	SP1	SE2	SP2	SE3	SP3	TSP
<b>79 Malukas, LTU</b>									<b>theoretical besttime: 1:32.741</b>								
1	2:49.908	1:15.354	118	53.035	117	41.519			9	1:34.150	24.671	207	41.122	167	28.357	192	
2	5:11.625	3:51.388	180	48.776	145	31.461	172		10	1:34.717	25.276	211	41.221	171	28.220	193	
3	1:42.939	26.975	193	44.938	149	31.026	183		11	1:33.751	24.422	209	41.201	170	28.128	191	
4	1:38.538	25.576	207	42.305	155	30.657	189		12	1:33.485	24.475	209	40.897	175	28.113	191	
5	1:50.738	30.630	140	50.343	150	29.765	189		13	1:34.671	24.479	208	40.925	174	29.267	191	
6	1:36.029	25.052	206	42.010	162	28.967	189		14	1:33.706	24.497	209	40.960	170	28.249	194	
7	1:35.431	24.716	207	41.661	163	29.054	189		15	1:33.190	24.371	210	40.765	178	28.054	193	
8	1:35.067	24.807	207	41.399	171	28.861	190		16	<b>1:32.741</b>	<b>24.224</b>	<b>209</b>	<b>40.687</b>	<b>177</b>	<b>27.830</b>	<b>193</b>	

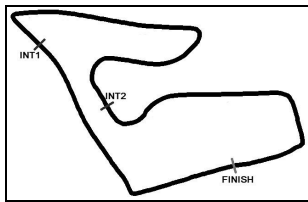
<b>80 Estner, DEU</b>									<b>theoretical besttime: 1:31.926</b>								
1	2:43.552	1:17.923	125	52.340	127	33.289	181		9	1:32.880	24.186	209	40.844	168	27.850	194	
2	1:40.899	26.981	189	43.934	153	29.984	185		10	1:39.154	24.337	209	40.836	165	33.981		
3	1:36.704	25.334	205	42.712	154	28.658	192		11	5:23.722	4:14.102	206	41.463	164	28.157	194	
4	1:35.017	24.863	209	41.721	163	28.433	193		12	1:33.118	24.305	210	41.043	167	27.770	194	
5	1:34.910	24.576	209	41.870	157	28.464	193		13	1:32.506	24.201	210	40.688	168	27.617	195	
6	1:33.968	24.734	213	41.216	164	28.018	194		14	1:32.488	<b>24.045</b>	<b>211</b>	40.656	166	27.787	196	
7	1:33.304	24.225	210	40.855	165	28.224	194		15	1:32.201	24.114	213	40.564	169	27.523	195	
8	1:34.010	25.084	207	40.954	165	27.972	194		16	<b>1:31.938</b>	24.057	210	<b>40.473</b>	<b>171</b>	<b>27.408</b>	<b>195</b>	

<b>81 Waldherr, DEU</b>									<b>theoretical besttime: 1:31.770</b>								
1	2:42.547	1:17.226	142	51.943	124	33.378	182		10	1:32.507	24.086	211	40.750	170	27.671	194	
2	1:39.629	27.777	197	42.973	161	28.879	189		11	1:33.943	24.004	211	42.010	166	27.929	194	
3	1:35.734	25.030	205	42.395	168	28.309	190		12	1:33.743	24.194	209	41.503	161	28.046	193	
4	1:34.195	24.572	207	41.569	168	28.054	192		13	1:31.978	23.960	212	40.466	169	27.552	194	
5	1:33.319	24.473	207	40.873	168	27.973	192		14	1:31.995	23.954	211	40.349	170	27.692	195	
6	1:32.732	24.304	207	40.697	169	27.731	193		15	1:32.042	24.127	210	<b>40.334</b>	<b>171</b>	27.581	194	
7	1:32.609	24.198	207	40.685	169	27.726	193		16	<b>1:31.772</b>	<b>23.917</b>	<b>211</b>	40.336	171	<b>27.519</b>	<b>194</b>	
8	1:40.432	24.216	207	41.050	169	35.166			17	1:32.619	23.985	210	40.370	169	28.264	192	
9	5:11.580	4:01.580	206	41.950	164	28.050	192										

<b>83 Moreira-Laliberte, CHE</b>									<b>theoretical besttime: 1:30.850</b>								
1	2:09.580	42.611	174	46.988	137	39.981			9	1:34.468	26.628	201	40.645	175	27.195	197	
2	4:11.076	2:59.344	200	42.622	164	29.110	189		10	1:48.850	<b>23.729</b>	<b>213</b>	47.942	155	37.179		
3	1:36.826	24.945	206	42.175	164	29.706	192		11	4:47.617	3:39.118	205	41.006	174	27.493	195	
4	1:33.225	24.462	208	40.938	174	27.825	194		12	1:31.542	23.877	210	40.235	179	27.430	194	
5	1:33.284	24.204	209	41.171	168	27.909	195		13	1:34.687	24.053	210	43.092	154	27.542	196	
6	1:32.520	23.823	<b>213</b>	40.949	176	27.748	194		14	<b>1:30.934</b>	23.813	211	<b>40.025</b>	<b>176</b>	<b>27.096</b>	<b>197</b>	
7	1:32.661	24.232	208	40.905	176	27.524	193		15	1:33.861	26.400	207	40.338	177	27.123	197	
8	1:31.866	24.218	209	40.393	175	27.255	195										

<b>96 Colombo, ITA</b>									<b>theoretical besttime: 1:31.175</b>								
1	2:30.483	59.232	152	50.930	125	40.321			8	<b>1:31.290</b>	23.954	210	40.062	176	27.274	193	
2	7:11.055	5:56.950	194	44.512	149	29.593	188		9	1:31.522	23.934	211	40.297	177	27.291	197	
3	1:35.037	24.878	209	41.763	166	28.396	196		10	1:41.470	<b>23.899</b>	<b>212</b>	41.861	130	35.710		
4	1:33.383	24.411	204	41.004	174	27.968	191		11	3:24.421	2:15.654	208	41.103	163	27.664	196	
5	1:34.300	25.151	207	41.090	171	28.059	193		12	1:32.922	24.045	208	<b>40.043</b>	<b>174</b>	28.834	189	
6	1:32.656	24.476	205	40.782	<b>177</b>	27.398	196		13	1:33.636	23.981	208	42.125	175	27.530	193	
7	1:31.539	24.081	211	40.225	175	<b>27.233</b>	192		14	1:31.694	23.997	210	40.257	169	27.440	197	

<b>97 Fernandez Wahbeh, ITA</b>									<b>theoretical besttime: 1:31.542</b>								
1	2:47.370	1:27.611	178	48.891	152	30.868	183		9	1:32.157	24.088	209	40.672	179	27.397	194	
2	1:53.494	26.704	198	45.049	167	41.741			10	1:33.309	23.981	211	40.348	176	28.980	189	
3	4:34.761	3:24.099	203	42.330	171	28.332	191		11	1:35.326	27.058	205	40.820	176	27.448	194	
4	1:33.755	24.641	208	41.367	177	27.747	193		12	<b>1:31.877</b>	24.055	210	40.559	177	<b>27.263</b>	<b>194</b>	
5	1:32.812	24.242	209	40.892	175	27.678	193		13	1:37.612	24.002	211	40.443	178	33.167		
6	1:32.195	24.226	209	40.506	<b>179</b>	27.463	195		14	5:09.153	4:00.860	204	40.880	177	27.413	194	
7	1:32.609	<b>23.940</b>	212	40.745	177	27.924	<b>195</b>		15	1:32.792	24.029	209	<b>40.339</b>	<b>177</b>	28.424	192	
8	1:32.319	24.180	<b>214</b>	40.738	177	27.401	194										



# ADAC Formel 4

## Sector List Free Practice 1



Provisional

**DMSB** Reg. Nr.:

Friday, June 09, 2017 8:30:00



Red Bull Ring, Length: 4326m  
 Air temperature: 18.62°C  
 Track temperature: 31.03°C  
 Weather condition: Dry

Lap	Time	SE1	SP1	SE2	SP2	SE3	SP3	TSP	Lap	Time	SE1	SP1	SE2	SP2	SE3	SP3	TSP
<b>98 Piro, DEU</b>									<b>theoretical besttime: 1:32.103</b>								
1	2:40.266	1:13.180	115	53.198	113	33.888	144		10	1:32.860	24.209	211	40.665	163	27.986	193	
2	1:51.444	31.311	145	48.522	147	31.611	184		11	1:32.885	24.235	209	40.649	163	28.001	193	
3	1:44.546	28.296	169	45.786	140	30.464	169		12	1:32.687	24.193	209	40.787	162	<b>27.707</b>	<b>193</b>	
4	1:39.541	26.576	206	43.379	150	29.586	171		13	1:32.669	24.166	210	40.610	164	27.893	192	
5	1:39.094	27.003	198	43.060	153	29.031	191		14	1:39.431	24.085	211	40.529	165	34.817		
6	1:35.072	24.543	207	41.687	156	28.842	191		15	2:49.788	1:34.530	143	47.089	162	28.169	193	
7	1:34.298	24.421	211	41.299	156	28.578	191		16	<b>1:32.285</b>	24.174	211	40.399	164	27.712	193	
8	1:33.483	24.334	209	41.008	160	28.141	192		17	1:32.511	<b>24.000</b>	<b>211</b>	40.542	165	27.969	193	
9	1:34.033	24.521	208	41.397	161	28.115	<b>193</b>		18	1:32.523	24.194	210	<b>40.396</b>	<b>163</b>	27.933	193	

Lap	Time	SE1	SP1	SE2	SP2	SE3	SP3	TSP	Lap	Time	SE1	SP1	SE2	SP2	SE3	SP3	TSP
<b>99 Weerts, BEL</b>									<b>theoretical besttime: 1:31.746</b>								
1	2:28.878	57.641	137	50.773	129	40.464			10	1:33.295	24.074	211	41.334	168	27.887	193	
2	4:39.536	3:21.691	177	46.972	142	30.873	165		11	1:32.133	24.036	212	40.516	166	27.581	195	
3	1:41.995	27.897	181	44.313	153	29.785	186		12	1:31.964	23.989	211	40.447	167	27.528	195	
4	1:35.383	25.149	203	41.727	160	28.507	190		13	1:32.019	24.008	210	40.445	170	27.566	194	
5	1:36.994	26.078	185	42.440	159	28.476	191		14	1:31.904	23.989	211	<b>40.326</b>	<b>169</b>	27.589	195	
6	1:42.165	24.537	208	49.385	162	28.243	192		15	<b>1:31.892</b>	24.072	210	40.327	168	<b>27.493</b>	<b>196</b>	
7	1:33.169	24.409	209	40.950	168	27.810	193		16	1:33.708	23.958	210	42.041	163	27.709	195	
8	1:32.693	24.111	211	40.740	164	27.842	193		17	1:42.444	<b>23.927</b>	<b>213</b>	41.768	170	36.749		
9	1:33.340	24.659	210	40.829	166	27.852	194										