

ADAC Mini Bike Rennen Faßberg
Nach bester Rundenzeit sortiert

Nachwuchs

Faßberg 1,020 Km

Freies Training

27.05.2017 09:55

Training (20:00 Zeit) started at 10:00:51

Pos.	St.Nr.	Name	Fahrzeug	Klasse	Nat.	Beste Zeit.	Diff.	In Runde	Beste Geschw.
1	61	Daan Booij	NSF 100	Nach	NED	58.162		14	63,134
2	8	Dustin Schneider	NSF 100	Nach	GER	58.289	0.127	17	62,996
3	21	Phillip Tonn	NSF 100	Nach	GER	58.623	0.461	13	62,638
4	55	Maxim Repak	NSF 100	Nach	SVK	58.733	0.571	10	62,520
5	60	Stepan Zuda	NSF 100	Nach	CZE	59.015	0.853	10	62,221
6	56	Jonás Kocourek	NSF 100	Nach	CZE	59.038	0.876	10	62,197
7	63	Miloslav Hrava	NSF 100	Nach	CZE	59.110	0.948	9	62,121
8	10	Lennox Lehmann	NSF 100	Nach	GER	59.498	1.336	9	61,716
9	16	Lucy Michel	NSF 100	Nach	GER	59.606	1.444	7	61,605
10	72	Linus Wendt Lundin	NSF 100	Nach	DEN	59.625	1.463	6	61,585
11	18	Nina Castellano	NSF 100	Nach	GER	1:00.469	2.307	6	60,725
12	66	Robin Senn	NSF 100	Nach	SUI	1:00.924	2.762	4	60,272
13	20	Emilie Siebert	NSF 100	Nach	GER	1:01.454	3.292	8	59,752
14	19	Till Peterson	NSF 100	Nach	GER	1:03.375	5.213	12	57,941



ADAC Mini Bike Cup

ADAC Mini Bike Rennen Faßberg


Nachwuchs

Faßberg 1,020 Km

Freies Training

27.05.2017 09:55

Training (20:00 Zeit) started at 10:00:51



Runde	Rundenzeit	Diff.	Tageszeit
(61) Daan Booj			
1	1:04.367	+6.205	10:03:10.704
2	1:01.847	+3.685	10:04:12.551
3	59.946	+1.784	10:05:12.497
4	59.805	+1.643	10:06:12.302
5	59.765	+1.603	10:07:12.067
6	59.363	+1.201	10:08:11.430
7	59.088	+0.926	10:09:10.518
8	59.192	+1.030	10:10:09.710
9	58.750	+0.588	10:11:08.460
10	58.872	+0.710	10:12:07.332
11	58.683	+0.521	10:13:06.015
12	58.414	+0.252	10:14:04.429
13	59.434	+1.272	10:15:03.863
14	58.162		10:16:02.025
15	59.069	+0.907	10:17:01.094
16	58.367	+0.205	10:17:59.461
17	58.192	+0.030	10:18:57.653
(8) Dustin Schneider			
1	1:04.031	+5.742	10:03:05.358
2	1:01.146	+2.857	10:04:06.504
3	59.296	+1.007	10:05:05.800
4	59.198	+0.909	10:06:04.998
5	58.666	+0.377	10:07:03.664
6	58.568	+0.279	10:08:02.232
7	58.427	+0.138	10:09:00.659
8	58.960	+0.671	10:09:59.619
9	58.469	+0.180	10:10:58.088
10	58.290	+0.001	10:11:56.378
11	58.495	+0.206	10:12:54.873
12	58.607	+0.318	10:13:53.480
13	58.787	+0.498	10:14:52.267
14	58.666	+0.377	10:15:50.933
15	58.490	+0.201	10:16:49.423
16	58.529	+0.240	10:17:47.952
17	58.289		10:18:46.241
(21) Phillip Tonn			
1	1:04.333	+5.710	10:03:13.521
2	1:01.632	+3.009	10:04:15.153
3	1:00.609	+1.986	10:05:15.762
4	59.938	+1.315	10:06:15.700
5	1:01.942	+3.319	10:07:17.642
6	59.454	+0.831	10:08:17.096
7	59.108	+0.485	10:09:16.204
8	58.700	+0.077	10:10:14.904
9	59.775	+1.152	10:11:14.679
10	59.119	+0.496	10:12:13.798
11	58.642	+0.019	10:13:12.440
12	58.984	+0.361	10:14:11.424
13	58.623		10:15:10.047
14	58.982	+0.359	10:16:09.029
15	58.653	+0.030	10:17:07.682
16	58.701	+0.078	10:18:06.383
17	58.949	+0.326	10:19:05.332
(55) Maxim Repak			
1	1:03.076	+4.343	10:03:22.270
2	1:00.706	+1.973	10:04:22.976
3	1:00.000	+1.267	10:05:22.976
4	59.863	+1.130	10:06:22.839
5	59.184	+0.451	10:07:22.023
6	1:55.296	+56.563	10:09:17.319
7	58.750	+0.017	10:10:16.069

Runde	Rundenzeit	Diff.	Tageszeit
8	59.255	+0.522	10:11:15.324
9	59.029	+0.296	10:12:14.353
10	58.733		10:13:13.086
11	1:01.916	+3.183	10:14:15.002
12	1:55.730	+56.997	10:16:10.732
13	59.522	+0.789	10:17:10.254
14	59.063	+0.330	10:18:09.317
15	1:01.174	+2.441	10:19:10.491
(60) Stepan Zuda			
1	1:04.167	+5.152	10:03:13.966
2	1:01.798	+2.783	10:04:15.764
3	1:00.490	+1.475	10:05:16.254
4	1:00.035	+1.020	10:06:16.289
5	1:01.822	+2.807	10:07:18.111
6	1:00.510	+1.495	10:08:18.621
7	59.766	+0.751	10:09:18.387
8	59.170	+0.155	10:10:17.557
9	59.402	+0.387	10:11:16.959
10	59.015		10:12:15.974
11	59.709	+0.694	10:13:15.683
12	59.338	+0.323	10:14:15.021
13	59.791	+0.776	10:15:14.812
14	59.677	+0.662	10:16:14.489
15	1:12.261	+13.246	10:17:26.750
16	59.513	+0.498	10:18:26.263
(56) Jonás Kocourek			
1	1:06.787	+7.749	10:03:08.868
2	1:03.586	+4.548	10:04:12.454
3	1:01.685	+2.647	10:05:14.139
4	1:01.152	+2.114	10:06:15.291
5	1:02.097	+3.059	10:07:17.388
6	1:01.132	+2.094	10:08:18.520
7	1:01.027	+1.989	10:09:19.547
8	59.659	+0.621	10:10:19.206
9	59.066	+0.028	10:11:18.272
10	59.038		10:12:17.310
11	59.755	+0.717	10:13:17.065
12	59.400	+0.362	10:14:16.465
13	59.738	+0.700	10:15:16.203
14	59.125	+0.087	10:16:15.328
15	59.640	+0.602	10:17:14.968
16	1:00.836	+1.798	10:18:15.804
(63) Miloslav Hrava			
1	1:03.480	+4.370	10:03:15.982
2	1:00.961	+1.851	10:04:16.943
3	1:00.249	+1.139	10:05:17.192
4	59.541	+0.431	10:06:16.733
5	1:01.667	+2.557	10:07:18.400
6	1:00.442	+1.332	10:08:18.842
7	1:00.019	+0.909	10:09:18.861
8	59.169	+0.059	10:10:18.030
9	59.110		10:11:17.140
10	59.357	+0.247	10:12:16.497
11	59.767	+0.657	10:13:16.264
12	59.178	+0.068	10:14:15.442
13	59.750	+0.640	10:15:15.192
14	59.464	+0.354	10:16:14.656
15	59.974	+0.864	10:17:14.630
16	1:02.124	+3.014	10:18:16.754
(10) Lennox Lehmann			
1	1:02.359	+2.861	10:03:05.427
2	1:00.593	+1.095	10:04:06.020

Runde	Rundenzeit	Diff.	Tageszeit
3	1:01.888	+2.390	10:05:07.908
4	1:40.696	+4.198	10:06:48.604
5	59.555	+0.057	10:07:48.159
6	59.577	+0.079	10:08:47.736
7	59.548	+0.050	10:09:47.284
8	1:00.705	+1.207	10:10:47.989
9	59.498		10:11:47.487
10	59.565	+0.067	10:12:47.052
11	1:00.037	+0.539	10:13:47.089
12	1:44.656	+45.158	10:15:31.745
13	1:00.060	+0.562	10:16:31.805
14	1:00.142	+0.644	10:17:31.947
15	1:00.823	+1.325	10:18:32.770
(16) Lucy Michel			
1	1:03.233	+3.627	10:02:55.761
2	1:01.805	+2.199	10:03:57.566
3	1:00.995	+1.389	10:04:58.561
4	1:00.500	+0.894	10:05:59.061
5	1:01.168	+1.562	10:07:00.229
6	1:00.165	+0.559	10:08:00.394
7	59.606		10:09:00.000
8	1:00.294	+0.688	10:10:00.294
9	59.695	+0.089	10:11:00.598
10	59.750	+0.144	10:12:00.739
11	59.850	+0.244	10:13:00.589
12	1:01.100	+1.494	10:14:00.689
13	59.964	+0.358	10:15:00.653
14	1:01.058	+1.452	10:16:01.711
15	1:43.895	+44.289	10:17:45.606
16	1:00.483	+0.877	10:18:46.089
(72) Linus Wendt Lundin			
1	1:03.614	+3.989	10:02:58.092
2	1:00.444	+0.819	10:03:58.536
3	1:00.177	+0.552	10:04:58.713
4	1:00.466	+0.841	10:05:59.179
5	1:00.293	+0.668	10:06:59.472
6	59.625		10:07:59.097
7	1:00.811	+1.186	10:08:59.908
8	1:45.127	+45.502	10:10:45.035
9	1:00.055	+0.430	10:11:45.090
10	1:02.451	+2.826	10:12:47.541
11	59.683	+0.058	10:13:47.224
12	1:00.584	+0.959	10:14:47.808
13	1:00.235	+0.610	10:15:48.043
14	1:01.889	+2.264	10:16:49.932
15	1:00.424	+0.799	10:17:50.356
16	1:02.697	+3.072	10:18:53.053
(18) Nina Castellano			
1	1:03.961	+3.492	10:03:05.393
2	1:02.096	+1.627	10:04:07.489
3	1:01.607	+1.138	10:05:09.096
4	1:02.210	+1.741	10:06:11.306
5	1:00.637	+0.168	10:07:11.943
6	1:00.469		10:08:12.412
7	1:00.897	+0.428	10:09:13.309
8	1:00.763	+0.294	10:10:14.072
9	1:01.059	+0.590	10:11:15.131
10	1:01.018	+0.549	10:12:16.149
11	1:00.804	+0.335	10:13:16.953
12	2:44.765	+1.44.296	10:16:01.718
13	1:01.153	+0.684	10:17:02.871
14	1:00.578	+0.109	10:18:03.449
15	1:00.912	+0.443	10:19:04.361

Zetnahmekommissar & Auswertung

Orbits

Rennleiter





ADAC Mini Bike Cup

ADAC Mini Bike Rennen Faßberg


Nachwuchs

Faßberg 1,020 Km

Freies Training

27.05.2017 09:55

Training (20:00 Zeit) started at 10:00:51



Runde	Rundenzeit	Diff.	Tageszeit	Runde	Rundenzeit	Diff.	Tageszeit	Runde	Rundenzeit	Diff.	Tageszeit
(66) Robin Senn											
1	1:07.746	+6.822	10:03:09.057								
2	1:03.791	+2.867	10:04:12.848								
3	1:01.824	+0.900	10:05:14.672								
4	1:00.924		10:06:15.596								
5	1:03.396	+2.472	10:07:18.992								
6	1:21.743	+20.819	10:08:40.735								
7	1:01.340	+0.416	10:09:42.075								
8	1:01.613	+0.689	10:10:43.688								
9	1:37.766	+36.842	10:12:21.454								
10	1:01.709	+0.785	10:13:23.163								
11	1:01.548	+0.624	10:14:24.711								
12	1:02.058	+1.134	10:15:26.769								
13	1:02.332	+1.408	10:16:29.101								
14	1:06.718	+5.794	10:17:35.819								
(20) Emilie Siebert											
1	1:05.981	+4.527	10:03:11.609								
2	1:03.526	+2.072	10:04:15.135								
3	1:04.012	+2.558	10:05:19.147								
4	1:02.772	+1.318	10:06:21.919								
5	1:02.502	+1.048	10:07:24.421								
6	1:02.168	+0.714	10:08:26.589								
7	1:01.675	+0.221	10:09:28.264								
8	1:01.454		10:10:29.718								
9	1:01.964	+0.510	10:11:31.682								
10	1:01.630	+0.176	10:12:33.312								
11	1:03.006	+1.552	10:13:36.318								
12	1:02.276	+0.822	10:14:38.594								
13	1:01.795	+0.341	10:15:40.389								
14	1:02.207	+0.753	10:16:42.596								
15	1:02.249	+0.795	10:17:44.845								
16	1:02.866	+1.412	10:18:47.711								
(19) Till Peterson											
1	1:06.686	+3.311	10:03:00.772								
2	1:04.259	+0.884	10:04:05.031								
3	1:03.980	+0.605	10:05:09.011								
4	1:04.483	+1.108	10:06:13.494								
5	1:04.166	+0.791	10:07:17.660								
6	1:04.189	+0.814	10:08:21.849								
7	2:27.763	+1:24.388	10:10:49.612								
8	1:04.028	+0.653	10:11:53.640								
9	1:05.777	+2.402	10:12:59.417								
10	1:04.426	+1.051	10:14:03.843								
11	1:03.436	+0.061	10:15:07.279								
12	1:03.375		10:16:10.654								
13	1:03.478	+0.103	10:17:14.132								
14	1:36.092	+32.717	10:18:50.224								

Zeitnahmekommissar & Auswertung

Orbits

Rennleiter





ADAC Mini Bike Cup

ADAC Mini Bike Rennen Faßberg

Nach bester Rundenzeit sortiert

Nachwuchs

Faßberg 1,020 Km

1. Zeittraining

27.05.2017 11:15

Qualifikation started at 11:21:45

Pos.	St.Nr.	Name	Fahrzeug	Klasse	Nat.	Beste Zeit.	Diff.	In Runde	Beste Geschw.
1	21	Phillip Tonn	NSF 100	Nach	GER	57.528		14	63,830
2	8	Dustin Schneider	NSF 100	Nach	GER	57.939	0.411	13	63,377
3	61	Daan Booij	NSF 100	Nach	NED	57.953	0.425	12	63,362
4	10	Lennox Lehmann	NSF 100	Nach	GER	58.299	0.771	13	62,986
5	55	Maxim Repak	NSF 100	Nach	SVK	58.367	0.839	5	62,912
6	56	Jonás Kocourek	NSF 100	Nach	CZE	58.485	0.957	13	62,785
7	60	Stepan Zuda	NSF 100	Nach	CZE	58.520	0.992	7	62,748
8	16	Lucy Michel	NSF 100	Nach	GER	58.659	1.131	18	62,599
9	63	Miloslav Hrava	NSF 100	Nach	CZE	58.711	1.183	6	62,544
10	18	Nina Castellano	NSF 100	Nach	GER	58.765	1.237	10	62,486
11	72	Linus Wendt Lundin	NSF 100	Nach	DEN	58.935	1.407	10	62,306
12	66	Robin Senn	NSF 100	Nach	SUI	1:00.652	3.124	6	60,542
13	20	Emilie Siebert	NSF 100	Nach	GER	1:00.695	3.167	3	60,499
14	19	Till Peterson	NSF 100	Nach	GER	1:02.337	4.809	6	58,906

Zeitnahmekommissar & Auswertung

Orbits

Rennleiter





ADAC Mini Bike Cup

ADAC Mini Bike Rennen Faßberg


Nachwuchs

Faßberg 1,020 Km

1. Zeittraining

27.05.2017 11:15

Qualifikation started at 11:21:45



Runde	Rundenzeit	Diff.	Tageszeit
(21) Phillip Tonn			
1	1:01.980	+4.452	11:25:20.573
2	59.561	+2.033	11:26:20.134
3	58.882	+1.354	11:27:19.016
4	59.689	+2.161	11:28:18.705
5	58.586	+1.058	11:29:17.291
6	58.469	+0.941	11:30:15.760
7	58.634	+1.106	11:31:14.394
8	58.638	+1.110	11:32:13.032
9	58.807	+1.279	11:33:11.839
10	1:46.258	+48.730	11:34:58.097
11	58.452	+0.924	11:35:56.549
12	58.180	+0.652	11:36:54.729
13	57.793	+0.265	11:37:52.522
14	57.528		11:38:50.050
15	57.783	+0.255	11:39:47.833
16	1:19.803	+22.275	11:41:07.636
17	59.148	+1.620	11:42:06.784
(8) Dustin Schneider			
1	1:01.848	+3.909	11:24:12.704
2	59.464	+1.525	11:25:12.168
3	58.219	+0.280	11:26:10.387
4	58.683	+0.744	11:27:09.070
5	58.096	+0.157	11:28:07.166
6	58.189	+0.250	11:29:05.355
7	57.941	+0.002	11:30:03.296
8	59.049	+1.110	11:31:02.345
9	58.544	+0.605	11:32:00.889
10	58.110	+0.171	11:32:58.999
11	58.485	+0.546	11:33:57.484
12	58.042	+0.103	11:34:55.526
13	57.939		11:35:53.465
14	58.345	+0.406	11:36:51.810
15	58.297	+0.358	11:37:50.107
16	58.042	+0.103	11:38:48.149
17	59.078	+1.139	11:39:47.227
18	58.593	+0.654	11:40:45.820
19	58.200	+0.261	11:41:44.020
20	58.224	+0.285	11:42:42.244
(61) Daan Booiij			
1	1:00.350	+2.397	11:25:34.251
2	58.936	+0.983	11:26:33.187
3	58.716	+0.763	11:27:31.903
4	58.820	+0.867	11:28:30.723
5	58.378	+0.425	11:29:29.101
6	58.325	+0.372	11:30:27.426
7	58.542	+0.589	11:31:25.968
8	58.243	+0.290	11:32:24.211
9	58.283	+0.330	11:33:22.494
10	58.166	+0.213	11:34:20.660
11	58.193	+0.240	11:35:18.853
12	57.953		11:36:16.806
13	58.082	+0.129	11:37:14.888
14	1:16.151	+18.198	11:38:31.039
15	58.516	+0.563	11:39:29.555
16	58.176	+0.223	11:40:27.731
(10) Lennox Lehmann			
1	1:00.747	+2.448	11:24:28.813
2	59.428	+1.129	11:25:28.241
3	58.633	+0.334	11:26:26.874
4	59.532	+1.233	11:27:26.406
5	58.398	+0.099	11:28:24.804

Runde	Rundenzeit	Diff.	Tageszeit
6	58.429	+0.130	11:29:23.233
7	58.405	+0.106	11:30:21.638
8	58.539	+0.240	11:31:20.177
9	59.655	+1.356	11:32:19.832
10	59.163	+0.864	11:33:18.995
11	58.563	+0.264	11:34:17.558
12	58.572	+0.273	11:35:16.130
13	58.299		11:36:14.429
14	58.604	+0.305	11:37:13.033
15	58.596	+0.297	11:38:11.629
16	58.710	+0.411	11:39:10.339
17	58.369	+0.070	11:40:08.708
18	58.299		11:41:07.007
19	58.840	+0.541	11:42:05.847
(55) Maxim Repak			
1	59.623	+1.256	11:24:39.450
2	58.521	+0.154	11:25:37.971
3	58.705	+0.338	11:26:36.676
4	58.661	+0.294	11:27:35.337
5	58.367		11:28:33.704
6	58.383	+0.016	11:29:32.087
(56) Jonás Kocourek			
1	1:00.753	+2.268	11:23:59.723
2	59.806	+1.321	11:24:59.529
3	59.023	+0.538	11:25:58.552
4	59.209	+0.724	11:26:57.761
5	59.070	+0.585	11:27:56.831
6	58.797	+0.312	11:28:55.628
7	59.184	+0.699	11:29:54.812
8	1:31.483	+32.998	11:31:26.295
9	59.380	+0.895	11:32:25.675
10	58.639	+0.154	11:33:24.314
11	58.628	+0.143	11:34:22.942
12	58.767	+0.282	11:35:21.709
13	58.485		11:36:20.194
14	58.716	+0.231	11:37:18.910
15	58.885	+0.400	11:38:17.795
16	58.828	+0.343	11:39:16.623
17	58.933	+0.448	11:40:15.556
18	58.924	+0.439	11:41:14.480
19	1:09.460	+10.975	11:42:23.940
(60) Stepan Zuda			
1	1:00.533	+2.013	11:24:04.893
2	59.173	+0.653	11:25:04.066
3	59.174	+0.654	11:26:03.240
4	59.009	+0.489	11:27:02.249
5	58.967	+0.447	11:28:01.216
6	58.582	+0.062	11:28:59.798
7	58.520		11:29:58.318
8	59.686	+1.166	11:30:58.004
9	59.300	+0.780	11:31:57.304
10	1:06.766	+8.246	11:33:04.070
11	59.288	+0.768	11:34:03.358
12	59.265	+0.745	11:35:02.623
13	58.774	+0.254	11:36:01.397
14	59.257	+0.737	11:37:00.654
15	58.797	+0.277	11:37:59.451
16	58.864	+0.344	11:38:58.315
17	58.887	+0.367	11:39:57.202
18	59.092	+0.572	11:40:56.294
19	58.960	+0.440	11:41:55.254
(16) Lucy Michel			

Runde	Rundenzeit	Diff.	Tageszeit
1	1:00.216	+1.557	11:23:59.894
2	1:00.071	+1.412	11:24:59.965
3	59.178	+0.519	11:25:59.143
4	59.390	+0.731	11:26:58.533
5	58.899	+0.240	11:27:57.432
6	58.945	+0.286	11:28:56.377
7	58.901	+0.242	11:29:55.278
8	1:01.201	+2.542	11:30:56.479
9	59.756	+1.097	11:31:56.235
10	1:01.677	+3.018	11:32:57.912
11	1:01.637	+2.978	11:33:59.549
12	59.191	+0.532	11:34:58.740
13	58.830	+0.171	11:35:57.570
14	58.918	+0.259	11:36:56.488
15	59.065	+0.406	11:37:55.553
16	59.029	+0.370	11:38:54.582
17	58.688	+0.029	11:39:53.270
18	58.659		11:40:51.929
19	58.835	+0.176	11:41:50.764
(63) Miloslav Hrava			
1	1:00.606	+1.895	11:23:55.213
2	59.626	+0.915	11:24:54.839
3	1:01.767	+3.056	11:25:56.606
4	2:03.630	+1:04.919	11:28:00.236
5	59.048	+0.337	11:28:59.284
6	58.711		11:29:57.995
7	1:00.200	+1.489	11:30:58.195
8	59.264	+0.553	11:31:57.459
9	1:00.474	+1.763	11:32:57.933
10	1:00.006	+1.295	11:33:57.939
11	58.782	+0.071	11:34:56.721
12	59.917	+1.206	11:35:56.638
13	1:49.827	+51.116	11:37:46.465
14	59.860	+1.149	11:38:46.325
15	1:00.392	+1.681	11:39:46.717
16	1:01.007	+2.296	11:40:47.724
(18) Nina Castellano			
1	1:00.462	+1.697	11:25:10.468
2	59.630	+0.865	11:26:10.098
3	59.442	+0.677	11:27:09.540
4	1:11.423	+12.658	11:28:20.963
5	1:00.188	+1.423	11:29:21.151
6	59.940	+1.175	11:30:21.091
7	59.428	+0.663	11:31:20.519
8	59.890	+1.125	11:32:20.409
9	59.035	+0.270	11:33:19.444
10	58.765		11:34:18.209
11	59.034	+0.269	11:35:17.243
12	59.221	+0.456	11:36:16.464
13	59.278	+0.513	11:37:15.742
14	59.905	+1.140	11:38:15.647
15	59.839	+1.074	11:39:15.486
16	59.486	+0.721	11:40:14.972
17	59.300	+0.535	11:41:14.272
18	59.905	+1.140	11:42:14.177
(72) Linus Wendt Lundin			
1	1:00.572	+1.637	11:23:45.130
2	59.400	+0.465	11:24:44.530
3	59.630	+0.695	11:25:44.160
4	59.131	+0.196	11:26:43.291
5	59.644	+0.709	11:27:42.935
6	59.267	+0.332	11:28:42.202
7	59.193	+0.258	11:29:41.395

Zeitnahmekommissar & Auswertung

Orbits

Rennleiter





ADAC Mini Bike Cup

ADAC Mini Bike Rennen Faßberg


Nachwuchs

Faßberg 1,020 Km

1. Zeittraining

27.05.2017 11:15

Qualifikation started at 11:21:45



Runde	Rundenzeit	Diff.	Tageszeit	Runde	Rundenzeit	Diff.	Tageszeit	Runde	Rundenzeit	Diff.	Tageszeit
8	1:19.005	+20.070	11:31:00.400								
9	59.152	+0.217	11:31:59.552								
10	58.935		11:32:58.487								
11	1:00.051	+1.116	11:33:58.538								
12	59.115	+0.180	11:34:57.653								
13	1:40.425	+41.490	11:36:38.078								
14	59.241	+0.306	11:37:37.319								
15	59.347	+0.412	11:38:36.666								
16	59.800	+0.865	11:39:36.466								
17	59.864	+0.929	11:40:36.330								
18	1:01.841	+2.906	11:41:38.171								
19	1:06.280	+7.345	11:42:44.451								
(66) Robin Senn											
1	1:01.922	+1.270	11:24:06.680								
2	1:01.207	+0.555	11:25:07.887								
3	1:00.676	+0.024	11:26:08.563								
4	1:00.836	+0.184	11:27:09.399								
5	1:01.398	+0.746	11:28:10.797								
6	1:00.652		11:29:11.449								
7	1:01.911	+1.259	11:30:13.360								
8	1:14.478	+13.826	11:31:27.838								
9	1:01.031	+0.379	11:32:28.869								
10	1:00.688	+0.036	11:33:29.557								
11	1:01.264	+0.612	11:34:30.821								
12	1:08.428	+7.776	11:35:39.249								
13	1:02.333	+1.681	11:36:41.582								
14	1:01.247	+0.595	11:37:42.829								
15	1:01.924	+1.272	11:38:44.753								
16	1:16.862	+16.210	11:40:01.615								
17	1:02.751	+2.099	11:41:04.366								
(20) Emilie Siebert											
1	1:02.411	+1.716	11:25:16.198								
2	1:01.305	+0.610	11:26:17.503								
3	1:00.695		11:27:18.198								
4	1:01.535	+0.840	11:28:19.733								
5	1:01.315	+0.620	11:29:21.048								
6	1:01.637	+0.942	11:30:22.685								
7	1:01.201	+0.506	11:31:23.886								
8	1:02.552	+1.857	11:32:26.438								
9	1:02.548	+1.853	11:33:28.986								
10	1:01.506	+0.811	11:34:30.492								
11	1:01.510	+0.815	11:35:32.002								
12	1:01.853	+1.158	11:36:33.855								
13	1:01.744	+1.049	11:37:35.599								
14	1:02.040	+1.345	11:38:37.639								
15	1:01.856	+1.161	11:39:39.495								
16	1:01.249	+0.554	11:40:40.744								
17	1:01.889	+1.194	11:41:42.633								
18	1:01.900	+1.205	11:42:44.533								
(19) Till Peterson											
1	1:05.343	+3.006	11:24:20.880								
2	1:03.253	+0.916	11:25:24.133								
3	1:02.479	+0.142	11:26:26.612								
4	1:02.664	+0.327	11:27:29.276								
5	1:02.798	+0.461	11:28:32.074								
6	1:02.337		11:29:34.411								
7	1:29.130	+26.793	11:31:03.541								
8	1:04.640	+2.303	11:32:08.181								
9	1:03.519	+1.182	11:33:11.700								
10	1:03.360	+1.023	11:34:15.060								
11	2:26.190	+1:23.853	11:36:41.250								
12	1:03.198	+0.861	11:37:44.448								
13	1:02.989	+0.652	11:38:47.437								

Zeitnahmekommissar & Auswertung

Orbits

Rennleiter





ADAC Mini Bike Cup

ADAC Mini Bike Rennen Faßberg

Nach bester Rundenzeit sortiert

Nachwuchs

Faßberg 1,020 Km

2. Zeittraining

27.05.2017 12:35

Qualifikation (20:00 Zeit) started at 12:38:41

Pos.	St.Nr.	Name	Fahrzeug	Klasse	Nat.	Beste Zeit.	Diff.	In Runde	Beste Geschw.
1	8	Dustin Schneider	NSF 100	Nach	GER	57.669		15	63,674
2	21	Phillip Tonn	NSF 100	Nach	GER	57.921	0.252	8	63,397
3	10	Lennox Lehmann	NSF 100	Nach	GER	57.933	0.264	17	63,384
4	61	Daan Booij	NSF 100	Nach	NED	58.106	0.437	9	63,195
5	60	Stepan Zuda	NSF 100	Nach	CZE	58.223	0.554	9	63,068
6	55	Maxim Repak	NSF 100	Nach	SVK	58.376	0.707	16	62,903
7	56	Jonás Kocourek	NSF 100	Nach	CZE	58.419	0.750	15	62,856
8	63	Miloslav Hrava	NSF 100	Nach	CZE	58.457	0.788	3	62,815
9	18	Nina Castellano	NSF 100	Nach	GER	58.695	1.026	8	62,561
10	16	Lucy Michel	NSF 100	Nach	GER	58.744	1.075	11	62,509
11	72	Linus Wendt Lundin	NSF 100	Nach	DEN	58.977	1.308	13	62,262
12	66	Robin Senn	NSF 100	Nach	SUI	1:00.040	2.371	12	61,159
13	20	Emilie Siebert	NSF 100	Nach	GER	1:01.671	4.002	13	59,542
14	19	Till Peterson	NSF 100	Nach	GER	1:02.770	5.101	6	58,499

Zeitnahmekommissar & Auswertung

Orbits

Rennleiter





ADAC Mini Bike Cup

ADAC Mini Bike Rennen Faßberg

Nachwuchs

Faßberg 1,020 Km

2. Zeittraining

27.05.2017 12:35

Qualifikation (20:00 Zeit) started at 12:38:41



Runde	Rundenzeit	Diff.	Tageszeit
(8) Dustin Schneider			
1	1:01.554	+3.885	12:40:54.272
2	59.240	+1.571	12:41:53.512
3	58.530	+0.861	12:42:52.042
4	58.125	+0.456	12:43:50.167
5	58.275	+0.606	12:44:48.442
6	58.109	+0.440	12:45:46.551
7	57.975	+0.306	12:46:44.526
8	57.925	+0.256	12:47:42.451
9	58.584	+0.915	12:48:41.035
10	57.709	+0.040	12:49:38.744
11	58.134	+0.465	12:50:36.878
12	57.994	+0.325	12:51:34.872
13	58.004	+0.335	12:52:32.876
14	57.907	+0.238	12:53:30.783
15	57.669		12:54:28.452
16	58.553	+0.884	12:55:27.005
17	58.027	+0.358	12:56:25.032
18	57.760	+0.091	12:57:22.792
19	57.851	+0.182	12:58:20.643
20	57.856	+0.187	12:59:18.499
(21) Phillip Tonn			
1	1:01.536	+3.615	12:48:17.814
2	58.922	+1.001	12:49:16.736
3	1:39.184	+41.263	12:50:55.920
4	58.929	+1.008	12:51:54.849
5	1:00.066	+2.145	12:52:54.915
6	59.714	+1.793	12:53:54.629
7	1:36.161	+38.240	12:55:30.790
8	57.921		12:56:28.711
9	59.131	+1.210	12:57:27.842
10	58.075	+0.154	12:58:25.917
11	58.505	+0.584	12:59:24.422
(10) Lennox Lehmann			
1	59.662	+1.729	12:40:56.289
2	59.603	+1.670	12:41:55.892
3	59.456	+1.523	12:42:55.348
4	1:10.705	+12.772	12:44:06.053
5	58.727	+0.794	12:45:04.780
6	58.054	+0.121	12:46:02.834
7	58.170	+0.237	12:47:01.004
8	58.480	+0.547	12:47:59.484
9	58.000	+0.067	12:48:57.484
10	58.082	+0.149	12:49:55.566
11	58.256	+0.323	12:50:53.822
12	1:38.581	+40.648	12:52:32.403
13	59.074	+1.141	12:53:31.477
14	58.654	+0.721	12:54:30.131
15	58.317	+0.384	12:55:28.448
16	58.457	+0.524	12:56:26.905
17	57.933		12:57:24.838
18	58.348	+0.415	12:58:23.186
19	58.241	+0.306	12:59:21.427
(61) Daan Booiij			
1	1:00.564	+2.458	12:41:08.161
2	59.369	+1.263	12:42:07.530
3	59.050	+0.944	12:43:06.580
4	58.447	+0.341	12:44:05.027
5	58.939	+0.833	12:45:03.966
6	58.284	+0.178	12:46:02.250
7	58.230	+0.124	12:47:00.480
8	59.444	+1.338	12:47:59.924

Runde	Rundenzeit	Diff.	Tageszeit
9	58.106		12:48:58.030
10	58.178	+0.072	12:49:56.208
11	58.328	+0.222	12:50:54.536
12	1:00.846	+2.740	12:51:55.382
13	59.132	+1.026	12:52:54.514
14	59.650	+1.544	12:53:54.164
15	58.180	+0.074	12:54:52.344
16	59.992	+1.886	12:55:52.336
17	58.344	+0.238	12:56:50.680
18	58.108	+0.002	12:57:48.788
19	1:08.375	+10.269	12:58:57.163
(60) Stepan Zuda			
1	1:01.692	+3.469	12:40:54.110
2	59.286	+1.063	12:41:53.396
3	59.520	+1.297	12:42:52.916
4	58.538	+0.315	12:43:51.454
5	1:07.193	+8.970	12:44:58.647
6	58.346	+0.123	12:45:56.993
7	58.482	+0.259	12:46:55.475
8	58.413	+0.190	12:47:53.888
9	58.223		12:48:52.111
10	58.603	+0.380	12:49:50.714
11	58.597	+0.374	12:50:49.311
12	58.599	+0.376	12:51:47.910
13	58.977	+0.754	12:52:46.887
14	59.014	+0.791	12:53:45.901
15	58.993	+0.770	12:54:44.894
16	59.270	+1.047	12:55:44.164
17	58.862	+0.639	12:56:43.026
18	58.765	+0.542	12:57:41.791
19	59.065	+0.842	12:58:40.856
20	59.100	+0.877	12:59:39.956
(55) Maxim Repak			
1	1:00.463	+2.087	12:41:01.674
2	59.419	+1.043	12:42:01.093
3	59.704	+1.328	12:43:00.797
4	1:52.153	+53.777	12:44:52.950
5	1:00.071	+1.695	12:45:53.021
6	58.757	+0.381	12:46:51.778
7	58.894	+0.518	12:47:50.672
8	58.424	+0.048	12:48:49.096
9	2:11.721	+1:13.345	12:51:00.817
10	58.570	+0.194	12:51:59.387
11	59.024	+0.648	12:52:58.411
12	58.846	+0.470	12:53:57.257
13	58.594	+0.218	12:54:55.851
14	58.790	+0.414	12:55:54.641
15	58.381	+0.005	12:56:53.022
16	58.376		12:57:51.398
17	58.714	+0.338	12:58:50.112
(56) Jonás Kocourek			
1	1:02.080	+3.661	12:40:54.754
2	59.934	+1.515	12:41:54.688
3	58.719	+0.300	12:42:53.407
4	58.680	+0.261	12:43:52.087
5	59.390	+0.971	12:44:51.477
6	1:13.432	+15.013	12:46:04.909
7	58.473	+0.054	12:47:03.382
8	58.716	+0.297	12:48:02.098
9	58.654	+0.235	12:49:00.752
10	58.533	+0.114	12:49:59.285
11	59.540	+1.121	12:50:58.825
12	1:34.722	+36.303	12:52:33.547

Runde	Rundenzeit	Diff.	Tageszeit
13	58.523	+0.104	12:53:32.070
14	58.421	+0.002	12:54:30.491
15	58.419		12:55:28.910
16	59.088	+0.669	12:56:27.998
17	58.992	+0.573	12:57:26.990
18	58.640	+0.221	12:58:25.630
19	59.277	+0.858	12:59:24.907
(63) Miloslav Hrava			
1	1:02.514	+4.057	12:40:55.532
2	59.628	+1.171	12:41:55.160
3	58.457		12:42:53.617
4	58.592	+0.135	12:43:52.209
5	59.907	+1.450	12:44:52.116
6	2:18.269	+1:19.812	12:47:10.385
7	1:44.853	+46.396	12:48:55.238
8	59.511	+1.054	12:49:54.749
9	59.629	+1.172	12:50:54.378
10	1:00.305	+1.848	12:51:54.683
11	59.089	+0.632	12:52:53.772
12	58.813	+0.356	12:53:52.585
13	58.897	+0.440	12:54:51.482
14	59.041	+0.584	12:55:50.523
15	58.879	+0.422	12:56:49.402
16	58.775	+0.318	12:57:48.177
17	1:00.155	+1.698	12:58:48.332
(18) Nina Castellano			
1	1:00.373	+1.678	12:40:47.218
2	59.705	+1.010	12:41:46.923
3	59.267	+0.572	12:42:46.190
4	1:09.150	+10.455	12:43:55.340
5	58.882	+0.187	12:44:54.222
6	59.322	+0.627	12:45:53.544
7	58.872	+0.177	12:46:52.416
8	58.695		12:47:51.111
9	58.718	+0.023	12:48:49.829
10	59.527	+0.832	12:49:49.356
11	59.441	+0.746	12:50:48.797
12	59.568	+0.873	12:51:48.365
13	58.914	+0.219	12:52:47.279
14	1:00.489	+1.794	12:53:47.768
15	59.825	+1.130	12:54:47.593
16	59.973	+1.278	12:55:47.566
17	1:33.896	+35.201	12:57:21.462
18	59.942	+1.247	12:58:21.404
19	59.994	+1.299	12:59:21.398
(16) Lucy Michel			
1	1:00.818	+2.074	12:40:39.695
2	59.343	+0.599	12:41:39.038
3	1:00.143	+1.399	12:42:39.181
4	1:14.910	+16.166	12:43:54.091
5	59.612	+0.868	12:44:53.703
6	1:52.906	+54.162	12:46:46.609
7	59.236	+0.492	12:47:45.845
8	59.036	+0.292	12:48:44.881
9	59.048	+0.304	12:49:43.929
10	58.938	+0.194	12:50:42.867
11	58.744		12:51:41.611
12	59.035	+0.291	12:52:40.646
13	59.081	+0.337	12:53:39.727
14	59.863	+1.119	12:54:39.590
15	59.072	+0.328	12:55:38.662
16	58.830	+0.086	12:56:37.492
17	59.218	+0.474	12:57:36.710

Zeitnahmekommissar & Auswertung

Orbits

Rennleiter





ADAC Mini Bike Cup

ADAC Mini Bike Rennen Faßberg

Nachwuchs

Faßberg 1,020 Km

2. Zeittraining

27.05.2017 12:35

Qualifikation (20:00 Zeit) started at 12:38:41



Runde	Rundenzeit	Diff.	Tageszeit
18	58.893	+0.149	12:58:35.603
19	1:00.665	+1.921	12:59:36.268
(72) Linus Wendt Lundin			
1	1:00.136	+1.159	12:40:40.267
2	59.226	+0.249	12:41:39.493
3	59.359	+0.382	12:42:38.852
4	59.328	+0.351	12:43:38.180
5	59.352	+0.375	12:44:37.532
6	1:02.375	+3.398	12:45:39.907
7	1:26.863	+27.886	12:47:06.770
8	59.539	+0.562	12:48:06.309
9	59.407	+0.430	12:49:05.716
10	59.455	+0.478	12:50:05.171
11	59.306	+0.329	12:51:04.477
12	59.389	+0.412	12:52:03.866
13	58.977		12:53:02.843
14	59.272	+0.295	12:54:02.115
15	1:01.073	+2.096	12:55:03.188

Runde	Rundenzeit	Diff.	Tageszeit
6	1:02.770		12:46:09.014
7	1:03.029	+0.259	12:47:12.043
8	1:03.155	+0.385	12:48:15.198
9	3:03.252	+2:00.482	12:51:18.450
10	1:02.926	+0.156	12:52:21.376
11	1:02.941	+0.171	12:53:24.317
12	1:03.814	+1.044	12:54:28.131

Runde	Rundenzeit	Diff.	Tageszeit
6	1:02.770		12:46:09.014
7	1:03.029	+0.259	12:47:12.043
8	1:03.155	+0.385	12:48:15.198
9	3:03.252	+2:00.482	12:51:18.450
10	1:02.926	+0.156	12:52:21.376
11	1:02.941	+0.171	12:53:24.317
12	1:03.814	+1.044	12:54:28.131

Runde	Rundenzeit	Diff.	Tageszeit
(66) Robin Senn			
1	1:01.981	+1.941	12:40:45.440
2	1:00.545	+0.505	12:41:45.985
3	1:00.122	+0.082	12:42:46.107
4	1:00.375	+0.335	12:43:46.482
5	1:00.727	+0.687	12:44:47.209
6	1:00.901	+0.861	12:45:48.110
7	1:21.064	+21.024	12:47:09.174
8	1:03.388	+3.348	12:48:12.562
9	1:00.595	+0.555	12:49:13.157
10	1:50.450	+50.410	12:51:03.607
11	1:01.135	+1.095	12:52:04.742
12	1:00.040		12:53:04.782
13	1:00.129	+0.089	12:54:04.911
14	1:00.907	+0.867	12:55:05.818
15	1:27.294	+27.254	12:56:33.112
16	1:00.623	+0.583	12:57:33.735
17	1:01.750	+1.710	12:58:35.485
18	1:01.256	+1.216	12:59:36.741

Runde	Rundenzeit	Diff.	Tageszeit
(20) Emilie Siebert			
1	1:04.382	+2.711	12:40:55.434
2	1:02.820	+1.149	12:41:58.254
3	1:02.524	+0.853	12:43:00.778
4	1:19.092	+17.421	12:44:19.870
5	1:02.167	+0.496	12:45:22.037
6	1:47.022	+45.351	12:47:09.059
7	1:01.800	+0.129	12:48:10.859
8	1:01.900	+0.229	12:49:12.759
9	1:02.664	+0.993	12:50:15.423
10	1:02.453	+0.782	12:51:17.876
11	1:02.211	+0.540	12:52:20.087
12	1:02.103	+0.432	12:53:22.190
13	1:01.671		12:54:23.861
14	1:02.274	+0.603	12:55:26.135
15	1:02.297	+0.626	12:56:28.432
16	1:02.187	+0.516	12:57:30.619
17	1:01.842	+0.171	12:58:32.461
18	1:01.719	+0.048	12:59:34.180

Runde	Rundenzeit	Diff.	Tageszeit
(19) Till Peterson			
1	1:04.188	+1.418	12:40:54.036
2	1:03.458	+0.688	12:41:57.494
3	1:02.926	+0.156	12:43:00.420
4	1:02.908	+0.138	12:44:03.328
5	1:02.916	+0.146	12:45:06.244

Zeitnahmekommissar & Auswertung

Orbits

Rennleiter





ADAC Mini Bike Cup

ADAC Mini Bike Rennen Faßberg

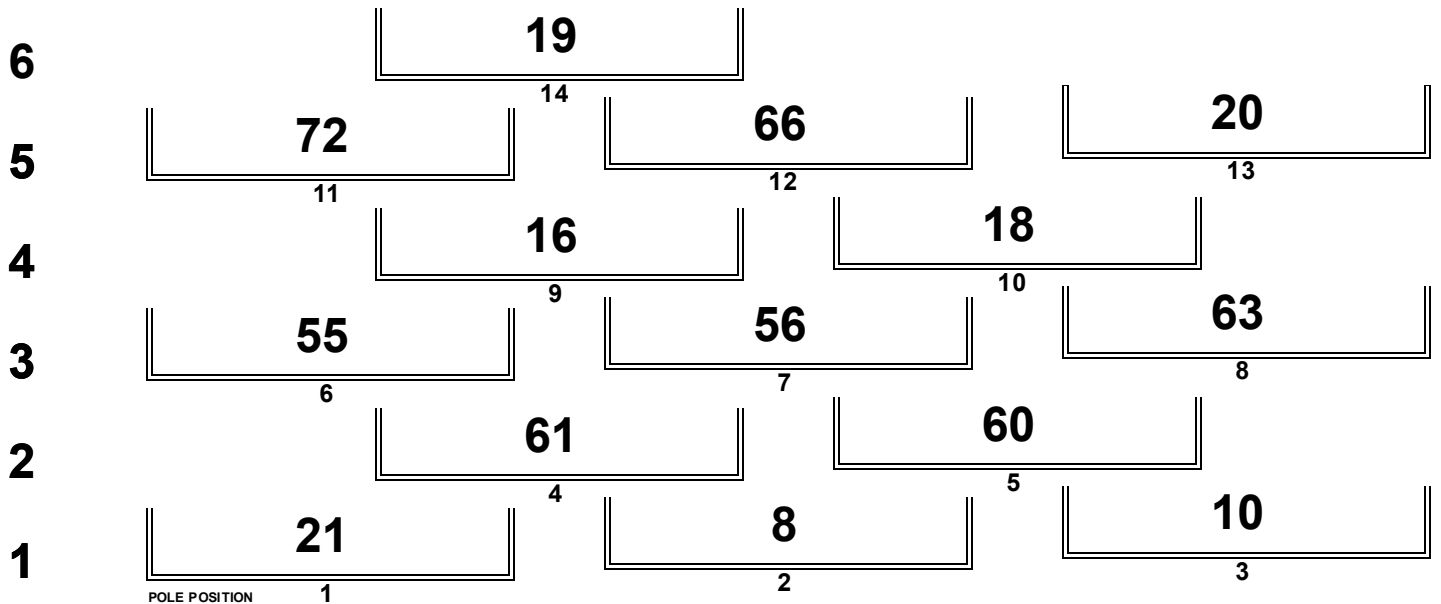

Nachwuchs

Faßberg 1,020 Km

1.Lauf

27.05.2017 15:40

Rennen (18 Runden)



Zeitnahmekommissar & Auswertung

Orbits

Rennleiter





ADAC Mini Bike Cup


ADAC MINI BIKE Rennen Faßberg

Nach Runden sortiert

Nachwuchs Faßberg 1,020 Km

1. Lauf Restart 27.05.2017 15:20

Rennen (17 Runden) started at 15:25:35



Platz	Vr.	Vorname	Nachname	Ort	Bewerber	Klasse	Nat.	Fahrzeug	Reifezeit	Diff.	Runden	Gesamtzeit
1	21	Phillip	Tonn	Neukirchen	ADAC Racing Team AMC Sari e.V.	Nach	GER	NSF 100	58.000		17	16:37.559
2	61	Daan	Booij	Drachten	-	Nach	NED	NSF 100	58.062	3.251	17	16:40.810
3	8	Dustin	Schneider	Adorf/Vogtland	ADAC Racing Team AMC Sari e.V.	Nach	GER	NSF 100	57.623	7.061	17	16:44.620
4	60	Stepan	Zuda	Liberec 10	FILLA RACING ACADEMY	Nach	CZE	NSF 100	58.264	9.167	17	16:46.726
5	55	Maxim	Repak	Bratislava	-	Nach	SVK	NSF 100	58.333	9.695	17	16:47.254
6	56	Jonás	Kocourek	Dolní Loučky	-	Nach	CZE	NSF 100	58.196	9.888	17	16:47.447
7	16	Lucy	Michel	Elterlein/ OT Schwarzbach	ADAC Racing Team AMC Sari e.V.	Nach	GER	NSF 100	58.695	16.374	17	16:53.933
8	63	Miloslav	Hrava	Žesky, Budějovice	-	Nach	CZE	NSF 100	58.605	16.519	17	16:54.078
9	18	Nina	Castellano	Karlsruhe	AMC Ettlingen e.V./ADAC N	Nach	GER	NSF 100	59.298	24.463	17	17:02.022
10	72	Linus Wendt	Lundin	Ishøj	Team LL Racing	Nach	DEN	NSF 100	59.487	28.415	17	17:05.974
11	66	Robin	Senn		-	Nach	SUI	NSF 100	59.689	36.912	17	17:14.471
12	20	Emilie	Siebert	Finning		Nach	GER	NSF 100	1:01.375	Runde	16	16:47.241
13	19	Till	Peterson	Lehrte		Nach	GER	NSF 100	1:02.595	Runde	16	16:53.743
NF	10	Lennox	Lehmann	Dresden	ADAC Racing Team AMC Sari e.V.	Nach	GER	NSF 100	58.301	NF	5	4:57.451

Zeitnahmekommissar & Auswertung

Rennleiter

Orbits





ADAC Mini Bike Cup


ADAC Mini Bike Rennen Faßberg

Nach Runden sortiert

Nachwuchs Faßberg 1,020 Km

2.Lauf 27.05.2017 17:10

Rennen (18 Runden) started at 17:11:02



Pos.	It.Nr.	Vorname	Nachname	Ort	Bewerber	Klasse	Nat.	Fahrzeug	Beste Zeit.	Diff.	Runden	Gesamtzeit
1	8	Dustin	Schneider	Adorf/Vogtland	ADAC Racing Team AMC Sari e.V.	Nach	GER	NSF 100	57.583		18	17:27.520
2	21	Phillip	Tonn	Neukirchen	ADAC Racing Team AMC Sari e.V.	Nach	GER	NSF 100	57.541	1.126	18	17:28.646
3	10	Lennox	Lehmann	Dresden	ADAC Racing Team AMC Sari e.V.	Nach	GER	NSF 100	57.868	3.979	18	17:31.499
4	61	Daan	Booij	Drachten	-	Nach	NED	NSF 100	57.877	7.836	18	17:35.356
5	60	Stepan	Zuda	Liberec 10	FILLA RACING ACADEMY	Nach	CZE	NSF 100	58.234	13.854	18	17:41.374
6	56	Jonás	Kocourek	Dolní Loučky	-	Nach	CZE	NSF 100	58.079	14.267	18	17:41.787
7	55	Maxim	Repak	Bratislava	-	Nach	SVK	NSF 100	58.155	14.313	18	17:41.833
8	63	Miloslav	Hrava	Žesk, Budějovice	-	Nach	CZE	NSF 100	58.434	20.399	18	17:47.919
9	16	Lucy	Michel	Elterlein/ OT Schwarzbach	ADAC Racing Team AMC Sari e.V.	Nach	GER	NSF 100	58.800	22.883	18	17:50.403
10	72	Linus Wendt	Lundin	Ishøj	Team LL Racing	Nach	DEN	NSF 100	58.749	23.710	18	17:51.230
11	18	Nina	Castellano	Karlsruhe	AMC Ettlingen e.V./ADAC N	Nach	GER	NSF 100	59.016	31.881	18	17:59.401
12	66	Robin	Senn		-	Nach	SUI	NSF 100	59.787	51.816	18	18:19.336
13	20	Emilie	Siebert	Finning	ADAC Team Südbayern e.V.	Nach	GER	NSF 100	1:01.605	1 Runde	17	17:40.764
14	19	Till	Peterson	Lehrte	-	Nach	GER	NSF 100	1:02.668	1 Runde	17	18:08.699

Zeitnahmekommissar & Auswertung

Orbits

Rennleiter





ADAC Mini Bike Cup

ADAC Mini Bike Rennen Faßberg


Nachwuchs

Faßberg 1,020 Km

2.Lauf

27.05.2017 17:10

Rennen (18 Runden) started at 17:11:02



Runde	Rundenzeit	Diff.	Tageszeit
(8) Dustin Schneider			
1	1:00.699	+3.116	17:12:03.993
2	58.166	+0.583	17:13:02.159
3	58.227	+0.644	17:14:00.386
4	57.957	+0.374	17:14:58.343
5	58.015	+0.432	17:15:56.358
6	57.667	+0.084	17:16:54.025
7	57.961	+0.378	17:17:51.986
8	58.302	+0.719	17:18:50.288
9	58.176	+0.593	17:19:48.464
10	58.027	+0.444	17:20:46.491
11	57.952	+0.369	17:21:44.443
12	58.055	+0.472	17:22:42.498
13	58.045	+0.462	17:23:40.543
14	58.075	+0.492	17:24:38.618
15	57.888	+0.305	17:25:36.506
16	58.524	+0.941	17:26:35.030
17	57.883		17:27:32.613
18	57.794	+0.211	17:28:30.407
(21) Phillip Tonn			
1	1:01.971	+4.430	17:12:05.015
2	58.654	+1.113	17:13:03.669
3	58.650	+1.109	17:14:02.319
4	58.142	+0.601	17:15:00.461
5	57.972	+0.431	17:15:58.433
6	58.140	+0.599	17:16:56.573
7	58.083	+0.542	17:17:54.656
8	58.405	+0.864	17:18:53.061
9	58.038	+0.497	17:19:51.099
10	58.040	+0.499	17:20:49.139
11	58.005	+0.464	17:21:47.144
12	57.772	+0.231	17:22:44.916
13	57.757	+0.216	17:23:42.673
14	57.710	+0.169	17:24:40.383
15	58.183	+0.642	17:25:38.566
16	57.541		17:26:36.107
17	57.702	+0.161	17:27:33.809
18	57.724	+0.183	17:28:31.533
(10) Lennox Lehmann			
1	1:01.329	+3.461	17:12:04.841
2	58.620	+0.752	17:13:03.461
3	59.064	+1.196	17:14:02.525
4	58.246	+0.378	17:15:00.771
5	57.875	+0.007	17:15:58.646
6	58.169	+0.301	17:16:56.815
7	58.115	+0.247	17:17:54.930
8	58.227	+0.359	17:18:53.157
9	58.077	+0.209	17:19:51.234
10	58.126	+0.258	17:20:49.360
11	57.933	+0.065	17:21:47.293
12	57.958	+0.090	17:22:45.251
13	57.868		17:23:43.119
14	58.001	+0.133	17:24:41.120
15	58.065	+0.197	17:25:39.185
16	58.603	+0.735	17:26:37.788
17	58.260	+0.392	17:27:36.048
18	58.338	+0.470	17:28:34.386
(61) Daan Booij			
1	1:02.060	+4.183	17:12:05.760
2	58.491	+0.614	17:13:04.251
3	58.559	+0.682	17:14:02.810
4	58.395	+0.518	17:15:01.205

Runde	Rundenzeit	Diff.	Tageszeit
5	58.058	+0.181	17:15:59.263
6	58.002	+0.125	17:16:57.265
7	57.978	+0.101	17:17:55.243
8	58.358	+0.481	17:18:53.601
9	58.155	+0.278	17:19:51.756
10	58.179	+0.302	17:20:49.935
11	58.050	+0.173	17:21:47.985
12	57.877		17:22:45.862
13	58.572	+0.695	17:23:44.434
14	57.950	+0.073	17:24:42.384
15	58.455	+0.578	17:25:40.839
16	58.357	+0.480	17:26:39.196
17	1:00.095	+2.218	17:27:39.291
18	58.952	+1.075	17:28:38.243
(60) Stepan Zuda			
1	1:02.108	+3.874	17:12:06.598
2	59.630	+1.396	17:13:06.228
3	59.084	+0.850	17:14:05.312
4	58.674	+0.440	17:15:03.986
5	58.561	+0.327	17:16:02.547
6	58.234		17:17:00.781
7	58.580	+0.346	17:17:59.361
8	58.298	+0.064	17:18:57.659
9	58.281	+0.047	17:19:55.940
10	58.522	+0.288	17:20:54.462
11	58.972	+0.738	17:21:53.434
12	58.425	+0.191	17:22:51.859
13	58.557	+0.323	17:23:50.416
14	58.547	+0.313	17:24:48.963
15	59.232	+0.998	17:25:48.195
16	58.947	+0.713	17:26:47.142
17	58.576	+0.342	17:27:45.718
18	58.543	+0.309	17:28:44.261
(56) Jonás Kocourek			
1	1:02.463	+4.384	17:12:07.441
2	59.327	+1.248	17:13:06.768
3	59.337	+1.258	17:14:06.105
4	58.442	+0.363	17:15:04.547
5	58.634	+0.555	17:16:03.181
6	58.421	+0.342	17:17:01.602
7	58.555	+0.476	17:18:00.157
8	58.537	+0.458	17:18:58.694
9	58.079		17:19:56.773
10	58.404	+0.325	17:20:55.177
11	58.981	+0.902	17:21:54.158
12	58.524	+0.445	17:22:52.682
13	59.190	+1.111	17:23:51.872
14	59.143	+1.064	17:24:51.015
15	58.453	+0.374	17:25:49.468
16	58.349	+0.270	17:26:47.817
17	58.452	+0.373	17:27:46.269
18	58.405	+0.326	17:28:44.674
(55) Maxim Repak			
1	1:02.028	+3.873	17:12:06.799
2	59.651	+1.496	17:13:06.450
3	59.133	+0.978	17:14:05.583
4	58.526	+0.371	17:15:04.109
5	58.627	+0.472	17:16:02.736
6	58.429	+0.274	17:17:01.165
7	58.413	+0.258	17:17:59.578
8	58.155		17:18:57.733
9	58.330	+0.175	17:19:56.063
10	58.620	+0.465	17:20:54.683

Runde	Rundenzeit	Diff.	Tageszeit
11	59.114	+0.959	17:21:53.797
12	58.405	+0.250	17:22:52.202
13	58.471	+0.316	17:23:50.673
14	59.713	+1.558	17:24:50.386
15	58.740	+0.585	17:25:49.126
16	58.260	+0.105	17:26:47.386
17	58.453	+0.298	17:27:45.839
18	58.881	+0.726	17:28:44.720
(63) Miloslav Hrava			
1	1:02.672	+4.238	17:12:07.595
2	59.380	+0.946	17:13:06.975
3	59.352	+0.918	17:14:06.327
4	58.444	+0.010	17:15:04.771
5	58.587	+0.153	17:16:03.358
6	58.810	+0.376	17:17:02.168
7	58.434		17:18:00.602
8	59.444	+1.010	17:19:00.046
9	58.642	+0.208	17:19:58.688
10	58.694	+0.260	17:20:57.382
11	58.906	+0.472	17:21:56.288
12	58.885	+0.451	17:22:55.173
13	58.950	+0.516	17:23:54.123
14	59.138	+0.704	17:24:53.261
15	58.884	+1.450	17:25:53.145
16	59.080	+0.646	17:26:52.225
17	59.429	+0.995	17:27:51.654
18	59.152	+0.718	17:28:50.806
(16) Lucy Michel			
1	1:02.886	+4.086	17:12:08.170
2	59.329	+0.529	17:13:07.499
3	59.567	+0.767	17:14:07.066
4	59.025	+0.225	17:15:06.091
5	59.036	+0.236	17:16:05.127
6	59.004	+0.204	17:17:04.131
7	59.053	+0.253	17:18:03.184
8	59.118	+0.318	17:19:02.302
9	58.870	+0.070	17:20:01.172
10	59.065	+0.265	17:21:00.237
11	58.884	+0.084	17:21:59.121
12	1:00.194	+1.394	17:22:59.315
13	58.832	+0.032	17:23:58.147
14	59.113	+0.313	17:24:57.260
15	59.329	+0.529	17:25:56.589
16	58.800		17:26:55.389
17	58.866	+0.066	17:27:54.255
18	59.035	+0.235	17:28:53.290
(72) Linus Wendt Lundin			
1	1:02.831	+4.082	17:12:08.367
2	59.391	+0.642	17:13:07.758
3	59.483	+0.734	17:14:07.241
4	59.378	+0.629	17:15:06.619
5	58.957	+0.208	17:16:05.576
6	58.749		17:17:04.325
7	59.369	+0.620	17:18:03.694
8	58.887	+0.138	17:19:02.581
9	58.967	+0.218	17:20:01.548
10	58.929	+0.180	17:21:00.477
11	59.122	+0.373	17:21:59.599
12	58.885	+1.136	17:22:59.484
13	59.212	+0.463	17:23:58.696
14	58.868	+0.119	17:24:57.564
15	59.253	+0.504	17:25:56.817
16	59.080	+0.331	17:26:55.897

Zeitnahmekommissar & Auswertung

Orbits

Rennleiter





ADAC Mini Bike Cup

ADAC Mini Bike Rennen Faßberg


Nachwuchs

Faßberg 1,020 Km

2.Lauf

27.05.2017 17:10

Rennen (18 Runden) started at 17:11:02



Runde	Rundenzeit	Diff.	Tageszeit	Runde	Rundenzeit	Diff.	Tageszeit	Runde	Rundenzeit	Diff.	Tageszeit
17	59.063	+0.314	17:27:54.960	4	1:03.152	+0.484	17:15:20.592				
18	59.157	+0.408	17:28:54.117	5	1:03.219	+0.551	17:16:23.811				
(18) Nina Castellano				6	1:02.682	+0.014	17:17:26.493				
1	1:03.580	+4.564	17:12:08.915	7	1:03.475	+0.807	17:18:29.968				
2	59.318	+0.302	17:13:08.233	8	1:03.500	+0.832	17:19:33.468				
3	59.016		17:14:07.249	9	1:03.769	+1.101	17:20:37.237				
4	59.634	+0.618	17:15:06.883	10	1:03.465	+0.797	17:21:40.702				
5	59.108	+0.092	17:16:05.991	11	1:02.999	+0.331	17:22:43.701				
6	59.093	+0.077	17:17:05.084	12	1:04.234	+1.566	17:23:47.935				
7	59.392	+0.376	17:18:04.476	13	1:04.844	+2.176	17:24:52.779				
8	59.458	+0.442	17:19:03.934	14	1:05.669	+3.001	17:25:58.448				
9	59.144	+0.128	17:20:03.078	15	1:04.301	+1.633	17:27:02.749				
10	59.225	+0.209	17:21:02.303	16	1:04.314	+1.646	17:28:07.063				
11	59.783	+0.767	17:22:02.086	17	1:04.523	+1.855	17:29:11.586				
12	59.140	+0.124	17:23:01.226								
13	59.718	+0.702	17:24:00.944								
14	59.880	+0.864	17:25:00.824								
15	1:00.246	+1.230	17:26:01.070								
16	1:00.417	+1.401	17:27:01.487								
17	1:00.174	+1.158	17:28:01.661								
18	1:00.627	+1.611	17:29:02.288								
(66) Robin Senn											
1	1:03.833	+4.046	17:12:09.599								
2	1:00.428	+0.641	17:13:10.027								
3	1:00.444	+0.657	17:14:10.471								
4	59.958	+0.171	17:15:10.429								
5	1:00.148	+0.361	17:16:10.577								
6	1:00.376	+0.589	17:17:10.953								
7	59.787		17:18:10.740								
8	1:00.843	+1.056	17:19:11.583								
9	1:01.093	+1.306	17:20:12.676								
10	1:00.121	+0.334	17:21:12.797								
11	1:00.472	+0.685	17:22:13.269								
12	1:01.516	+1.729	17:23:14.785								
13	1:00.872	+1.085	17:24:15.657								
14	1:01.330	+1.543	17:25:16.987								
15	1:01.883	+2.096	17:26:18.870								
16	1:01.202	+1.415	17:27:20.072								
17	1:00.426	+0.639	17:28:20.498								
18	1:01.725	+1.938	17:29:22.223								
(20) Emilie Siebert											
1	1:04.916	+3.311	17:12:10.861								
2	1:02.009	+0.404	17:13:12.870								
3	1:01.782	+0.177	17:14:14.652								
4	1:01.868	+0.263	17:15:16.520								
5	1:01.605		17:16:18.125								
6	1:01.774	+0.169	17:17:19.899								
7	1:02.376	+0.771	17:18:22.275								
8	1:01.999	+0.394	17:19:24.274								
9	1:01.899	+0.294	17:20:26.173								
10	1:01.977	+0.372	17:21:28.150								
11	1:02.259	+0.654	17:22:30.409								
12	1:02.171	+0.566	17:23:32.580								
13	1:01.780	+0.175	17:24:34.360								
14	1:01.917	+0.312	17:25:36.277								
15	1:02.458	+0.853	17:26:38.735								
16	1:02.760	+1.155	17:27:41.495								
17	1:02.156	+0.551	17:28:43.651								
(19) Till Peterson											
1	1:05.686	+3.018	17:12:11.885								
2	1:02.887	+0.219	17:13:14.772								
3	1:02.668		17:14:17.440								

Zeitnahmekommissar & Auswertung

Orbits

Rennleiter

