



ADAC Mini Bike Cup

ADAC Mini Bike Rennen Faßberg

Nach bester Rundenzeit sortiert

Einsteiger

Faßberg 1,020 Km

Freies Training Grp.1

27.05.2017 09:15

Training (15:00 Zeit) started at 9:15:17

Pos.	St.Nr.	Name	Fahrzeug	Klasse	Nat.	Beste Zeit.	Diff.	In Runde	Beste Geschw.
1	9	Noel Willemsen	NSF 100	Ein	GER	1:00.716		10	60,478
2	6	Lucas Eisenfeld	NSF 100	Ein	GER	1:00.992	0.276	8	60,205
3	59	Jakub Gurecky	NSF 100	Ein	CZE	1:01.428	0.712	4	59,777
4	15	Lennard Göttlich	NSF 100	Ein	GER	1:01.684	0.968	6	59,529
5	62	Petr Pelech	NSF 100	Ein	CZE	1:02.195	1.479	10	59,040
6	57	Kilian Holzer	NSF 100	Ein	AUT	1:02.806	2.090	9	58,466
7	52	Marek Kindermann	NSF 100	Ein	CZE	1:03.441	2.725	9	57,881
8	54	Niklas Kitzbichler	NSF 100	Ein	AUT	1:03.993	3.277	7	57,381
9	67	Ales Eder	NSF 100	Ein	CZE	1:04.609	3.893	8	56,834
10	58	Giuliano Tosches	NSF 100	Ein	ITA	1:14.330	13.614	8	49,401

Zeitnahmekommissar & Auswertung

Orbits

Rennleiter





ADAC Mini Bike Cup

ADAC Mini Bike Rennen Faßberg


Einsteiger

Faßberg 1,020 Km

Freies Training Grp.1

27.05.2017 09:15

Training (15:00 Zeit) started at 9:15:17



Runde	Rundenzeit	Diff.	Tageszeit
(9) Noel Wilmsen			
1	1:08.696	+7.980	9:17:40.177
2	1:06.610	+5.894	9:18:46.787
3	1:03.330	+2.614	9:19:50.117
4	1:02.231	+1.515	9:20:52.348
5	1:01.194	+0.478	9:21:53.542
6	1:01.258	+0.542	9:22:54.800
7	1:01.358	+0.642	9:23:56.158
8	1:01.383	+0.667	9:24:57.541
9	1:03.064	+32.348	9:26:30.605
10	1:00.716		9:27:31.321
11	1:01.184	+0.468	9:28:32.505
(6) Lucas Eisenfeld			
1	1:07.582	+6.590	9:17:37.922
2	1:04.417	+3.425	9:18:42.339
3	1:04.252	+3.260	9:19:46.591
4	1:02.554	+1.562	9:20:49.145
5	1:01.516	+0.524	9:21:50.661
6	1:05.897	+4.905	9:22:56.558
7	1:01.232	+0.240	9:23:57.790
8	1:00.992		9:24:58.782
9	1:03.618	+2.626	9:26:02.400
10	1:23.612	+22.620	9:27:26.012
11	1:02.328	+1.336	9:28:28.340
(59) Jakob Gurecky			
1	1:05.388	+3.960	9:17:41.393
2	1:04.966	+3.538	9:18:46.359
3	1:02.290	+0.862	9:19:48.649
4	1:01.428		9:20:50.077
5	1:01.729	+0.301	9:21:51.806
6	2:32.469	+1:31.041	9:24:24.275
(15) Lennard Göttlich			
1	1:11.803	+10.119	9:17:50.865
2	1:03.639	+1.955	9:18:54.504
3	1:03.072	+1.388	9:19:57.576
4	1:02.403	+0.719	9:20:59.979
5	1:03.200	+1.516	9:22:03.179
6	1:01.684		9:23:04.863
7	1:02.881	+1.197	9:24:07.744
8	1:01.929	+0.245	9:25:09.673
9	1:02.114	+0.430	9:26:11.787
10	1:02.000	+0.316	9:27:13.787
11	1:02.641	+0.957	9:28:16.428
(62) Petr Pelech			
1	1:07.097	+4.902	9:17:28.648
2	1:04.550	+2.355	9:18:33.198
3	1:04.225	+2.030	9:19:37.423
4	1:03.106	+0.911	9:20:40.529
5	1:02.920	+0.725	9:21:43.449
6	1:03.729	+1.534	9:22:47.178
7	1:02.743	+0.548	9:23:49.921
8	1:02.389	+0.194	9:24:52.310
9	1:02.477	+0.282	9:25:54.787
10	1:02.195		9:26:56.982
11	1:02.438	+0.243	9:27:59.420
(57) Kilian Holzer			
1	1:10.255	+7.449	9:17:36.177
2	1:05.809	+3.003	9:18:41.986
3	1:04.332	+1.526	9:19:46.318
4	1:07.076	+4.270	9:20:53.394

Runde	Rundenzeit	Diff.	Tageszeit
5	1:03.198	+0.392	9:21:56.592
6	1:03.156	+0.350	9:22:59.748
7	1:02.909	+0.103	9:24:02.657
8	1:02.978	+0.172	9:25:05.635
9	1:02.806		9:26:08.441
10	1:04.098	+1.292	9:27:12.539
11	1:03.402	+0.596	9:28:15.941
(52) Marek Kindermann			
1	1:08.104	+4.663	9:17:46.643
2	1:04.925	+1.484	9:18:51.568
3	1:04.226	+0.785	9:19:55.794
4	1:03.837	+0.396	9:20:59.631
5	1:04.832	+1.391	9:22:04.463
6	1:03.846	+0.405	9:23:08.309
7	1:04.467	+1.026	9:24:12.776
8	1:03.588	+0.147	9:25:16.364
9	1:03.441		9:26:19.805
10	1:03.949	+0.508	9:27:23.754
11	1:03.707	+0.266	9:28:27.461
(54) Niklas Kitzbichler			
1	1:10.568	+6.575	9:17:39.626
2	1:07.573	+3.580	9:18:47.199
3	1:06.422	+2.429	9:19:53.621
4	1:05.231	+1.238	9:20:58.852
5	1:05.863	+1.870	9:22:04.715
6	1:04.378	+0.385	9:23:09.093
7	1:03.993		9:24:13.086
8	1:04.257	+0.264	9:25:17.343
9	1:21.689	+17.696	9:26:39.032
10	1:07.766	+3.773	9:27:46.798
11	1:06.969	+2.976	9:28:53.767
(67) Ales Eder			
1	1:09.697	+5.088	9:17:55.172
2	1:07.864	+3.255	9:19:03.036
3	1:05.711	+1.102	9:20:08.747
4	1:04.627	+0.018	9:21:13.374
5	1:05.155	+0.546	9:22:18.529
6	1:05.792	+1.183	9:23:24.321
7	1:30.966	+26.357	9:24:55.287
8	1:04.609		9:25:59.896
9	1:05.563	+0.954	9:27:05.459
10	1:05.163	+0.554	9:28:10.622
(58) Giuliano Tosches			
1	1:17.890	+3.560	9:17:54.024
2	1:16.961	+2.631	9:19:10.985
3	1:16.157	+1.827	9:20:27.142
4	1:16.023	+1.693	9:21:43.165
5	1:16.684	+2.354	9:22:59.849
6	1:16.027	+1.697	9:24:15.876
7	1:15.313	+0.983	9:25:31.189
8	1:14.330		9:26:45.519
9	1:17.606	+3.276	9:28:03.125

Zeitnahmekommissar & Auswertung

Orbits

Rennleiter





ADAC Mini Bike Cup

ADAC Mini Bike Rennen Faßberg

Nach bester Rundenzeit sortiert

Einsteiger

Faßberg 1,020 Km

Freies Training Grp.2

27.05.2017 09:35

Training (15:00 Zeit) started at 9:35:17

Pos.	St.Nr.	Name	Fahrzeug	Klasse	Nat.	Beste Zeit.	Diff.	In Runde	Beste Geschw.
1	7	Jannik Jöst	NSF 100	Ein	GER	1:00.811		9	60,384
2	3	Parez Sabri	NSF 100	Ein	GER	1:01.322	0.511	6	59,881
3	51	Filip Novotny	NSF 100	Ein	CZE	1:01.460	0.649	9	59,746
4	53	Jakub Mazs r	NSF 100	Ein	SVK	1:01.861	1.050	9	59,359
5	2	Marco Schweizer	NSF 100	Ein	GER	1:02.469	1.658	11	58,781
6	5	Albert Prasse	NSF 100	Ein	GER	1:02.718	1.907	8	58,548
7	50	Leo Toudal	NSF 100	Ein	DEN	1:04.126	3.315	9	57,262
8	11	Justian Eliano Br,uer	NSF 100	Ein	GER	1:04.673	3.862	4	56,778

Zeitnahmekommissar & Auswertung

Orbits

Rennleiter





ADAC Mini Bike Cup

ADAC Mini Bike Rennen Faßberg


Einsteiger

Faßberg 1,020 Km

Freies Training Grp.2

27.05.2017 09:35

Training (15:00 Zeit) started at 9:35:17



Runde	Rundenzeit	Diff.	Tageszeit
(7) Jannk Jöst			
1	1:06.316	+5.505	9:37:28.551
2	1:04.814	+4.003	9:38:33.365
3	1:23.847	+23.036	9:39:57.212
4	1:02.222	+1.411	9:40:59.434
5	1:02.005	+1.194	9:42:01.439
6	1:01.542	+0.731	9:43:02.981
7	1:02.306	+1.495	9:44:05.287
8	1:01.492	+0.681	9:45:06.779
9	1:00.811		9:46:07.590
10	1:43.163	+42.352	9:47:50.753
(3) Parez Sabri			
1	5:38.305	+4:36.983	9:42:08.379
2	1:01.696	+0.374	9:43:10.075
3	1:01.638	+0.316	9:44:11.713
4	1:01.379	+0.057	9:45:13.092
5	1:02.196	+0.874	9:46:15.288
6	1:01.322		9:47:16.610
7	1:01.680	+0.358	9:48:18.290
(51) Filip Novotny			
1	1:07.196	+5.736	9:37:29.162
2	1:04.908	+3.448	9:38:34.070
3	1:05.062	+3.602	9:39:39.132
4	1:03.739	+2.279	9:40:42.871
5	1:02.752	+1.292	9:41:45.623
6	1:02.220	+0.760	9:42:47.843
7	1:01.847	+0.387	9:43:49.690
8	1:01.807	+0.347	9:44:51.497
9	1:01.460		9:45:52.957
10	1:01.610	+0.150	9:46:54.567
11	1:01.719	+0.259	9:47:56.286
(53) Jakub Mazs r			
1	1:05.396	+3.535	9:37:43.149
2	1:03.473	+1.612	9:38:46.622
3	1:04.594	+2.733	9:39:51.216
4	1:04.585	+2.724	9:40:55.801
5	1:03.577	+1.716	9:41:59.378
6	1:18.396	+16.535	9:43:17.774
7	1:02.514	+0.653	9:44:20.288
8	1:02.188	+0.327	9:45:22.476
9	1:01.861		9:46:24.337
10	1:02.188	+0.327	9:47:26.525
11	1:02.523	+0.662	9:48:29.048
(2) Marco Schweizer			
1	1:07.375	+4.906	9:37:33.400
2	1:05.096	+2.627	9:38:38.496
3	1:04.442	+1.973	9:39:42.938
4	1:04.068	+1.599	9:40:47.006
5	1:03.434	+0.965	9:41:50.440
6	1:03.149	+0.680	9:42:53.589
7	1:03.088	+0.619	9:43:56.677
8	1:02.574	+0.105	9:44:59.251
9	1:02.634	+0.165	9:46:01.885
10	1:02.721	+0.252	9:47:04.606
11	1:02.469		9:48:07.075
(5) Albert Prasse			
1	1:08.071	+5.353	9:37:39.742
2	1:06.270	+3.552	9:38:46.012
3	1:04.674	+1.956	9:39:50.686
4	1:04.297	+1.579	9:40:54.983

Runde	Rundenzeit	Diff.	Tageszeit
5	1:03.482	+0.764	9:41:58.465
6	1:03.578	+0.860	9:43:02.043
7	1:03.043	+0.325	9:44:05.086
8	1:02.718		9:45:07.804
9	1:03.007	+0.289	9:46:10.811
10	1:03.717	+0.999	9:47:14.528
11	1:03.578	+0.860	9:48:18.106
(50) Leo Toudal			
1	1:07.165	+3.039	9:37:28.392
2	1:04.678	+0.552	9:38:33.070
3	1:04.219	+0.093	9:39:37.289
4	1:04.402	+0.276	9:40:41.691
5	1:41.533	+37.407	9:42:23.224
6	1:05.984	+1.858	9:43:29.208
7	1:04.895	+0.769	9:44:34.103
8	1:04.171	+0.045	9:45:38.274
9	1:04.126		9:46:42.400
10	1:04.165	+0.039	9:47:46.565
(11) Justian Eliano Br,uer			
1	1:07.673	+3.000	9:37:47.623
2	1:05.837	+1.164	9:38:53.460
3	1:05.061	+0.388	9:39:58.521
4	1:04.673		9:41:03.194
5	1:05.071	+0.398	9:42:08.265
6	2:29.751	+1:25.078	9:44:38.016
7	1:04.787	+0.114	9:45:42.803
8	1:04.716	+0.043	9:46:47.519
9	1:04.724	+0.051	9:47:52.243

Runde	Rundenzeit	Diff.	Tageszeit
-------	------------	-------	-----------

Zeitnahmekommissar & Auswertung Orbits

Rennleiter





ADAC Mini Bike Cup

ADAC Mini Bike Rennen Faßberg

Nach bester Rundenzeit sortiert

Einsteiger

Faßberg 1,020 Km

1. Zeitraining Grp.1

27.05.2017 10:35

Qualifikation started at 10:35:22

Pos.	St.Nr.	Name	Fahrzeug	Klasse	Nat.	Beste Zeit.	Diff.	In Runde	Beste Geschw.
1	59	Jakub Gurecky	NSF 100	Ein	CZE	58.671		10	62,586
2	9	Noel Willemssen	NSF 100	Ein	GER	59.510	0.839	2	61,704
3	15	Lennard Göttlich	NSF 100	Ein	GER	1:00.077	1.406	14	61,122
4	6	Lucas Eisenfeld	NSF 100	Ein	GER	1:00.301	1.630	6	60,895
5	62	Petr Pelech	NSF 100	Ein	CZE	1:01.110	2.439	5	60,088
6	52	Marek Kindermann	NSF 100	Ein	CZE	1:01.650	2.979	14	59,562
7	57	Kilian Holzer	NSF 100	Ein	AUT	1:02.080	3.409	4	59,149
8	67	Ales Eder	NSF 100	Ein	CZE	1:03.329	4.658	13	57,983
9	54	Niklas Kitzbichler	NSF 100	Ein	AUT	1:03.507	4.836	7	57,820
10	58	Giuliano Tosches	NSF 100	Ein	ITA	1:13.519	14.848	4	49,946

Zeitnahmekommissar & Auswertung

Orbits

Rennleiter





ADAC Mini Bike Cup

ADAC Mini Bike Rennen Faßberg


Einsteiger

Faßberg 1,020 Km

1. Zeitraining Grp.1

27.05.2017 10:35

Qualifikation started at 10:35:22



Runde	Rundenzeit	Diff.	Tageszeit
(59) Jakob Gurecky			
1	1:00.615	+1.944	10:37:25.052
2	59.911	+1.240	10:38:24.963
3	59.929	+1.258	10:39:24.892
4	1:00.261	+1.590	10:40:25.153
5	1:01.175	+2.504	10:41:26.328
6	1:00.266	+1.595	10:42:26.594
7	1:11.988	+13.317	10:43:38.582
8	59.190	+0.519	10:44:37.772
9	59.065	+0.394	10:45:36.837
10	58.671		10:46:35.508
11	12:32.649	11:33.978	11:00:09.036
12	1:04.859	+6.188	11:01:13.895
13	1:01.454	+2.783	11:02:15.349
14	59.245	+0.574	11:03:14.594

Runde	Rundenzeit	Diff.	Tageszeit
(9) Noel Willemsen			
1	1:01.061	+1.551	10:37:32.993
2	59.510		10:38:32.503
3	1:00.921	+1.411	10:39:33.424
4	1:12.438	+12.928	10:40:45.862
5	59.629	+0.119	10:41:45.491
6	59.661	+0.151	10:42:45.152
7	1:00.633	+1.123	10:43:45.785
8	1:09.367	+9.857	10:44:55.152
9	1:00.669	+1.159	10:45:55.821
10	14:19.706	13:20.196	11:00:15.527
11	1:01.677	+2.167	11:01:17.204
12	1:00.886	+1.376	11:02:18.090
13	1:03.886	+4.376	11:03:21.976

Runde	Rundenzeit	Diff.	Tageszeit
(15) Lennard Göttlich			
1	1:03.552	+3.475	10:37:42.654
2	1:02.240	+2.163	10:38:44.894
3	1:01.063	+0.986	10:39:45.957
4	1:01.726	+1.649	10:40:47.683
5	1:01.659	+1.582	10:41:49.342
6	1:01.129	+1.052	10:42:50.471
7	1:01.752	+1.675	10:43:52.223
8	1:00.763	+0.686	10:44:52.986
9	1:03.134	+3.057	10:45:56.120
10	1:01.586	+1.509	10:46:57.706
11	11:57.791	10:57.714	11:00:08.974
12	1:04.665	+4.588	11:01:13.639
13	1:02.826	+2.749	11:02:16.465
14	1:00.077		11:03:16.542

Runde	Rundenzeit	Diff.	Tageszeit
(6) Lucas Eisenfeld			
1	1:02.376	+2.075	10:37:22.261
2	1:01.743	+1.442	10:38:24.004
3	1:00.770	+0.469	10:39:24.774
4	1:00.382	+0.081	10:40:25.156
5	1:00.996	+0.695	10:41:26.152
6	1:00.301		10:42:26.453
7	1:01.061	+0.760	10:43:27.514
8	1:00.655	+0.354	10:44:28.169
9	1:01.041	+0.740	10:45:29.210
10	1:00.894	+0.593	10:46:30.104

Runde	Rundenzeit	Diff.	Tageszeit
(62) Petr Pelech			
1	1:03.070	+1.960	10:37:29.739
2	1:01.996	+0.886	10:38:31.735
3	1:01.563	+0.453	10:39:33.298
4	1:01.553	+0.443	10:40:34.851
5	1:01.110		10:41:35.961

Runde	Rundenzeit	Diff.	Tageszeit
6	1:01.704	+0.594	10:42:37.665
7	1:01.540	+0.430	10:43:39.205
8	1:01.594	+0.484	10:44:40.799
9	1:01.256	+0.146	10:45:42.055
10	1:01.485	+0.375	10:46:43.540
11	12:20.789	11:19.679	11:00:09.624
12	1:04.837	+3.727	11:01:14.461
13	1:03.411	+2.301	11:02:17.872
14	1:05.741	+4.631	11:03:23.613

Runde	Rundenzeit	Diff.	Tageszeit
(52) Marek Kindermann			
1	1:03.903	+2.253	10:37:37.811
2	1:02.830	+1.180	10:38:40.641
3	1:02.496	+0.846	10:39:43.137
4	1:03.469	+1.819	10:40:46.606
5	1:02.617	+0.967	10:41:49.223
6	1:01.937	+0.287	10:42:51.160
7	1:03.892	+2.242	10:43:55.052
8	1:01.912	+0.262	10:44:56.964
9	1:01.756	+0.106	10:45:58.720
10	1:02.552	+0.902	10:47:01.272
11	12:04.271	11:02.621	11:00:17.894
12	1:03.295	+1.645	11:01:21.189
13	1:02.205	+0.555	11:02:23.394
14	1:01.650		11:03:25.044

Runde	Rundenzeit	Diff.	Tageszeit
(57) Kilian Holzer			
1	1:04.340	+2.260	10:37:47.537
2	1:02.825	+0.745	10:38:50.362
3	1:02.481	+0.401	10:39:52.843
4	1:02.080		10:40:54.923
5	1:03.236	+1.156	10:41:58.159
6	1:04.154	+2.074	10:43:02.313
7	1:12.112	+10.032	10:44:14.425
8	1:05.386	+3.306	10:45:19.811
9	1:03.306	+1.226	10:46:23.117
10	12:40.521	11:38.441	11:00:06.858
11	1:06.406	+4.326	11:01:13.264
12	1:04.371	+2.291	11:02:17.635
13	1:04.121	+2.041	11:03:21.756

Runde	Rundenzeit	Diff.	Tageszeit
(67) Ales Eder			
1	1:06.249	+2.920	10:37:42.061
2	1:04.311	+0.982	10:38:46.372
3	1:03.666	+0.337	10:39:50.038
4	1:04.599	+1.270	10:40:54.637
5	1:03.472	+0.143	10:41:58.109
6	1:03.812	+0.483	10:43:01.921
7	1:03.616	+0.287	10:44:05.537
8	1:03.765	+0.436	10:45:09.302
9	1:03.556	+0.227	10:46:12.858
10	1:05.187	+1.858	10:47:18.045
11	12:43.971	11:40.642	11:00:02.016
12	1:03.961	+0.632	11:01:05.977
13	1:03.329		11:02:09.306
14	1:03.594	+0.265	11:03:12.900

Runde	Rundenzeit	Diff.	Tageszeit
(54) Niklas Kitzbichler			
1	1:06.843	+3.336	10:37:48.233
2	1:04.402	+0.895	10:38:52.635
3	1:04.703	+1.196	10:39:57.338
4	1:04.927	+1.420	10:41:02.265
5	1:05.574	+2.067	10:42:07.839
6	1:04.608	+1.101	10:43:12.447
7	1:03.507		10:44:15.954
8	1:04.278	+0.771	10:45:20.232

Zeitnahmekommissar & Auswertung

Orbits

Rennleiter





ADAC Mini Bike Cup

ADAC Mini Bike Rennen Faßberg

Nach bester Rundenzeit sortiert

Einsteiger

Faßberg 1,020 Km

1. Zeitraining Grp.2

27.05.2017 10:55

Qualifikation (15:00 Zeit) started at 11:05:04

Pos.	St.Nr.	Name	Fahrzeug	Klasse	Nat.	Beste Zeit.	Diff.	In Runde	Beste Geschw.
1	7	Jannik Jöst	NSF 100	Ein	GER	59.802		6	61,403
2	3	Parez Sabri	NSF 100	Ein	GER	1:00.281	0.479	6	60,915
3	51	Filip Novotny	NSF 100	Ein	CZE	1:00.578	0.776	14	60,616
4	53	Jakub Mazs r	NSF 100	Ein	SVK	1:00.713	0.911	8	60,481
5	2	Marco Schweizer	NSF 100	Ein	GER	1:01.026	1.224	14	60,171
6	5	Albert Prasse	NSF 100	Ein	GER	1:01.082	1.280	8	60,116
7	50	Leo Toudal	NSF 100	Ein	DEN	1:02.630	2.828	7	58,630
8	11	Justian Eliano Br,uer	NSF 100	Ein	GER	1:02.911	3.109	12	58,368

Zeitnahmekommissar & Auswertung

Orbits

Rennleiter





ADAC Mini Bike Cup

ADAC Mini Bike Rennen Faßberg


Einsteiger

Faßberg 1,020 Km

1. Zeitraining Grp.2

27.05.2017 10:55

Qualifikation (15:00 Zeit) started at 11:05:04



Runde	Rundenzeit	Diff.	Tageszeit
(7) Jannk Jöst			
1	1:01.690	+1.888	11:07:36.326
2	1:00.791	+0.989	11:08:37.117
3	1:00.657	+0.855	11:09:37.774
4	59.917	+0.115	11:10:37.691
5	1:00.048	+0.246	11:11:37.739
6	59.802		11:12:37.541
7	1:00.014	+0.212	11:13:37.555
8	59.863	+0.061	11:14:37.418
9	59.844	+0.042	11:15:37.262
10	59.942	+0.140	11:16:37.204
11	59.823	+0.021	11:17:37.027
12	59.882	+0.080	11:18:36.909
13	1:01.243	+1.441	11:19:38.152
14	1:00.567	+0.765	11:20:38.719
(3) Parez Sabri			
1	1:02.308	+2.027	11:07:05.643
2	1:00.907	+0.626	11:08:06.550
3	1:00.544	+0.263	11:09:07.094
4	1:01.277	+0.996	11:10:08.371
5	1:00.631	+0.350	11:11:09.002
6	1:00.281		11:12:09.283
7	1:00.734	+0.453	11:13:10.017
8	1:00.553	+0.272	11:14:10.570
9	1:00.440	+0.159	11:15:11.010
10	1:01.690	+1.409	11:16:12.700
11	1:27.291	+27.010	11:17:39.991
12	1:09.784	+9.503	11:18:49.775
13	1:01.396	+1.115	11:19:51.171
14	1:03.012	+2.731	11:20:54.183
(5) Filip Novotny			
1	1:02.832	+2.254	11:07:10.760
2	1:01.304	+0.726	11:08:12.064
3	1:02.157	+1.579	11:09:14.221
4	1:10.290	+9.712	11:10:24.511
5	1:01.351	+0.773	11:11:25.862
6	1:01.279	+0.701	11:12:27.141
7	1:01.124	+0.546	11:13:28.265
8	1:01.103	+0.525	11:14:29.368
9	1:00.874	+0.296	11:15:30.242
10	1:01.065	+0.487	11:16:31.307
11	1:01.102	+0.524	11:17:32.409
12	1:00.754	+0.176	11:18:33.163
13	1:00.808	+0.230	11:19:33.971
14	1:00.578		11:20:34.549
(53) Jakub Mazs r			
1	1:02.249	+1.536	11:07:22.099
2	1:02.326	+1.613	11:08:24.425
3	1:01.481	+0.768	11:09:25.906
4	1:01.102	+0.389	11:10:27.008
5	1:34.678	+33.965	11:12:01.686
6	1:01.412	+0.699	11:13:03.098
7	1:01.095	+0.382	11:14:04.193
8	1:00.713		11:15:04.906
9	1:01.159	+0.446	11:16:06.065
10	1:01.142	+0.429	11:17:07.207
11	1:46.640	+45.927	11:18:53.847
12	1:01.110	+0.397	11:19:54.957
13	1:01.299	+0.586	11:20:56.256
(2) Marco Schweizer			
1	1:02.957	+1.931	11:07:09.559

Runde	Rundenzeit	Diff.	Tageszeit
2	1:02.402	+1.376	11:08:11.961
3	1:02.099	+1.073	11:09:14.060
4	1:03.131	+2.105	11:10:17.191
5	1:02.009	+0.983	11:11:19.200
6	1:01.386	+0.360	11:12:20.586
7	1:01.648	+0.622	11:13:22.234
8	1:01.413	+0.387	11:14:23.647
9	1:01.641	+0.615	11:15:25.288
10	1:01.572	+0.546	11:16:26.860
11	1:01.315	+0.289	11:17:28.175
12	1:01.122	+0.096	11:18:29.297
13	1:01.714	+0.688	11:19:31.011
14	1:01.026		11:20:32.037
(5) Albert Prasse			
1	1:04.041	+2.959	11:07:13.960
2	1:02.962	+1.880	11:08:16.922
3	1:03.189	+2.107	11:09:20.111
4	1:02.773	+1.691	11:10:22.884
5	1:02.845	+1.763	11:11:25.729
6	1:01.605	+0.523	11:12:27.334
7	1:01.204	+0.122	11:13:28.538
8	1:01.082		11:14:29.620
9	1:01.201	+0.119	11:15:30.821
10	1:01.535	+0.453	11:16:32.356
11	1:01.405	+0.323	11:17:33.761
12	1:01.830	+0.748	11:18:35.591
13	1:02.101	+1.019	11:19:37.692
14	1:02.149	+1.067	11:20:39.841
(50) Leo Toudal			
1	1:05.749	+3.119	11:07:06.414
2	1:03.994	+1.364	11:08:10.408
3	1:03.534	+0.904	11:09:13.942
4	1:03.131	+0.501	11:10:17.073
5	1:25.251	+22.621	11:11:42.324
6	1:02.909	+0.279	11:12:45.233
7	1:02.630		11:13:47.863
8	1:02.779	+0.149	11:14:50.642
9	1:02.886	+0.256	11:15:53.528
10	1:02.943	+0.313	11:16:56.471
11	1:03.110	+0.480	11:17:59.581
12	1:03.151	+0.521	11:19:02.732
13	1:02.828	+0.198	11:20:05.560
(11) Justian Eliano Br,uer			
1	1:04.976	+2.065	11:07:30.331
2	1:04.508	+1.597	11:08:34.839
3	1:04.061	+1.150	11:09:38.900
4	1:03.543	+0.632	11:10:42.443
5	1:05.317	+2.406	11:11:47.760
6	1:25.549	+22.638	11:13:13.309
7	1:05.314	+2.403	11:14:18.623
8	1:05.024	+2.113	11:15:23.647
9	1:52.888	+49.977	11:17:16.535
10	1:03.809	+0.898	11:18:20.344
11	1:03.419	+0.508	11:19:23.763
12	1:02.911		11:20:26.674

Zeitnahmekommissar & Auswertung

Orbits

Rennleiter





ADAC Mini Bike Cup

ADAC Mini Bike Rennen Faßberg

Nach bester Rundenzeit sortiert

Einsteiger

Faßberg 1,020 Km

2. Zeitraining Grp.1

27.05.2017 11:55

Qualifikation (15:00 Zeit) started at 11:58:28

Pos.	St.Nr.	Name	Fahrzeug	Klasse	Nat.	Beste Zeit.	Diff.	In Runde	Beste Geschw.
1	59	Jakub Gurecky	NSF 100	Ein	CZE	58.010		12	63,299
2	9	Noel Willemssen	NSF 100	Ein	GER	59.142	1.132	7	62,088
3	15	Lennard Göttlich	NSF 100	Ein	GER	1:00.009	1.999	11	61,191
4	6	Lucas Eisenfeld	NSF 100	Ein	GER	1:00.329	2.319	3	60,866
5	62	Petr Pelech	NSF 100	Ein	CZE	1:00.843	2.833	3	60,352
6	52	Marek Kindermann	NSF 100	Ein	CZE	1:01.348	3.338	13	59,855
7	57	Kilian Holzer	NSF 100	Ein	AUT	1:01.853	3.843	4	59,367
8	67	Ales Eder	NSF 100	Ein	CZE	1:02.884	4.874	10	58,393
9	54	Niklas Kitzbichler	NSF 100	Ein	AUT	1:03.273	5.263	9	58,034
10	58	Giuliano Tosches	NSF 100	Ein	ITA	1:14.156	16.146	6	49,517

Zeitnahmekommissar & Auswertung

Orbits

Rennleiter





ADAC Mini Bike Cup

ADAC Mini Bike Rennen Faßberg


Einsteiger

Faßberg 1,020 Km

2. Zeitraining Grp.1

27.05.2017 11:55

Qualifikation (15:00 Zeit) started at 11:58:28



Runde	Rundenzeit	Diff.	Tageszeit
(59) Jakob Gurecky			
1	1:02.318	+4.308	12:00:24.792
2	1:01.262	+3.252	12:01:26.054
3	1:01.304	+3.294	12:02:27.358
4	58.901	+0.891	12:03:26.259
5	58.713	+0.703	12:04:24.972
6	58.298	+0.288	12:05:23.270
7	58.271	+0.261	12:06:21.541
8	58.075	+0.065	12:07:19.616
9	59.625	+1.615	12:08:19.241
10	59.328	+1.318	12:09:18.569
11	58.409	+0.399	12:10:16.978
12	58.010		12:11:14.988
13	58.995	+0.985	12:12:13.983
14	1:19.116	+21.106	12:13:33.099
(9) Noel Willemsen			
1	1:02.899	+3.757	12:00:33.675
2	1:00.992	+1.850	12:01:34.667
3	1:10.417	+11.275	12:02:45.084
4	59.377	+0.235	12:03:44.461
5	59.646	+0.504	12:04:44.107
6	59.407	+0.265	12:05:43.514
7	59.142		12:06:42.656
8	1:00.074	+0.932	12:07:42.730
9	59.526	+0.384	12:08:42.256
10	1:03.680	+4.538	12:09:45.936
11	1:37.449	+38.307	12:11:23.385
12	1:01.555	+2.413	12:12:24.940
(15) Lennard Göttlich			
1	1:02.056	+2.047	12:00:32.191
2	1:03.030	+3.021	12:01:35.221
3	1:01.588	+1.579	12:02:36.809
4	1:00.184	+0.175	12:03:36.993
5	1:01.328	+1.319	12:04:38.321
6	1:01.733	+1.724	12:05:40.054
7	1:02.028	+2.019	12:06:42.082
8	1:34.463	+34.454	12:08:16.545
9	1:00.371	+0.362	12:09:16.916
10	1:00.561	+0.552	12:10:17.477
11	1:00.009		12:11:17.486
12	1:00.645	+0.636	12:12:18.131
13	1:02.846	+2.837	12:13:20.977
14	1:03.327	+3.318	12:14:24.304
(6) Lucas Eisenfeld			
1	1:02.190	+1.861	12:00:32.696
2	1:01.665	+1.336	12:01:34.361
3	1:00.329		12:02:34.690
4	1:00.569	+0.240	12:03:35.259
5	1:02.743	+2.414	12:04:38.002
6	1:01.273	+0.944	12:05:39.275
7	1:03.088	+2.759	12:06:42.363
8	1:36.859	+36.530	12:08:19.222
9	1:02.834	+2.505	12:09:22.056
10	1:01.800	+1.471	12:10:23.856
11	1:01.589	+1.260	12:11:25.445
12	1:01.047	+0.718	12:12:26.492
13	1:02.360	+2.031	12:13:28.852
(62) Petr Pelech			
1	1:01.719	+0.876	12:00:25.827
2	1:01.351	+0.508	12:01:27.178
3	1:00.843		12:02:28.021

Runde	Rundenzeit	Diff.	Tageszeit
4	1:00.971	+0.128	12:03:28.992
5	1:01.303	+0.460	12:04:30.295
6	1:01.430	+0.587	12:05:31.725
7	1:01.443	+0.600	12:06:33.168
8	1:01.739	+0.896	12:07:34.907
9	1:01.129	+0.286	12:08:36.036
10	1:01.785	+0.942	12:09:37.821
11	1:00.990	+0.147	12:10:38.811
12	1:00.994	+0.151	12:11:39.805
13	1:02.487	+1.644	12:12:42.292
14	1:02.082	+1.239	12:13:44.374
(52) Marek Kindermann			
1	1:04.574	+3.226	12:00:34.232
2	1:03.365	+2.017	12:01:37.597
3	1:02.669	+1.321	12:02:40.266
4	1:02.489	+1.141	12:03:42.755
5	1:04.033	+2.685	12:04:46.788
6	1:02.500	+1.152	12:05:49.288
7	1:01.814	+0.466	12:06:51.102
8	1:02.981	+1.633	12:07:54.083
9	1:02.416	+1.068	12:08:56.499
10	1:02.556	+1.208	12:09:59.055
11	1:03.449	+2.101	12:11:02.504
12	1:02.366	+1.018	12:12:04.870
13	1:01.348		12:13:06.218
14	1:01.721	+0.373	12:14:07.939
(57) Kilian Holzer			
1	1:03.551	+1.698	12:00:43.327
2	1:02.897	+1.044	12:01:46.224
3	1:02.112	+0.259	12:02:48.336
4	1:01.853		12:03:50.189
5	1:02.424	+0.571	12:04:52.613
6	1:02.337	+0.484	12:05:54.950
7	1:02.053	+0.200	12:06:57.003
8	1:02.447	+0.594	12:07:59.450
9	1:02.292	+0.439	12:09:01.742
10	1:02.878	+1.025	12:10:04.620
11	1:02.675	+0.822	12:11:07.295
12	1:04.203	+2.350	12:12:11.498
13	1:12.663	+10.810	12:13:24.161
14	1:03.857	+2.004	12:14:28.018
(67) Ales Eder			
1	1:03.789	+0.905	12:00:47.906
2	1:03.106	+0.222	12:01:51.012
3	1:03.383	+0.499	12:02:54.395
4	1:03.286	+0.402	12:03:57.681
5	1:03.193	+0.309	12:05:00.874
6	1:03.685	+0.801	12:06:04.559
7	1:05.366	+2.482	12:07:09.925
8	2:23.377	+1:20.493	12:09:33.302
9	1:03.471	+0.587	12:10:36.773
10	1:02.884		12:11:39.657
11	1:04.571	+1.687	12:12:44.228
12	1:53.310	+50.426	12:14:37.538
(54) Niklas Kitzbichler			
1	1:05.874	+2.601	12:00:50.156
2	1:04.738	+1.465	12:01:54.894
3	1:03.947	+0.674	12:02:58.841
4	1:03.849	+0.576	12:04:02.690
5	1:04.663	+1.390	12:05:07.353
6	1:04.098	+0.825	12:06:11.451
7	1:04.039	+0.766	12:07:15.490

Runde	Rundenzeit	Diff.	Tageszeit
8	1:03.504	+0.231	12:08:18.994
9	1:03.273		12:09:22.267
10	1:03.940	+0.667	12:10:26.207
11	1:03.728	+0.455	12:11:29.935
12	1:03.906	+0.633	12:12:33.841
13	1:14.189	+10.916	12:13:48.030
(58) Giuliano Tosches			
1	1:15.697	+1.541	12:01:04.060
2	1:15.157	+1.001	12:02:19.217
3	1:14.508	+0.352	12:03:33.725
4	1:15.183	+1.027	12:04:48.908
5	1:15.608	+1.452	12:06:04.516
6	1:14.156		12:07:18.672
7	1:14.252	+0.096	12:08:32.924
8	1:14.671	+0.515	12:09:47.595
9	1:15.638	+1.482	12:11:03.233
10	1:14.705	+0.549	12:12:17.938
11	1:14.845	+0.689	12:13:32.783

Zeitnahmekommissar & Auswertung

Orbits

Rennleiter





ADAC Mini Bike Cup

ADAC Mini Bike Rennen Faßberg

Nach bester Rundenzeit sortiert

Einsteiger

Faßberg 1,020 Km

2. Zeitraining Grp.2

27.05.2017 12:15

Qualifikation (15:00 Zeit) started at 12:20:05

Pos.	St.Nr.	Name	Fahrzeug	Klasse	Nat.	Beste Zeit.	Diff.	In Runde	Beste Geschw.
1	7	Jannik Jöst	NSF 100	Ein	GER	59.789		7	61,416
2	3	Parez Sabri	NSF 100	Ein	GER	1:00.141	0.352	5	61,057
3	51	Filip Novotny	NSF 100	Ein	CZE	1:00.469	0.680	10	60,725
4	2	Marco Schweizer	NSF 100	Ein	GER	1:00.618	0.829	14	60,576
5	53	Jakub Mazs r	NSF 100	Ein	SVK	1:00.635	0.846	3	60,559
6	5	Albert Prasse	NSF 100	Ein	GER	1:01.198	1.409	3	60,002
7	50	Leo Toudal	NSF 100	Ein	DEN	1:01.765	1.976	8	59,451
8	11	Justian Eliano Br,uer	NSF 100	Ein	GER	1:03.031	3.242	9	58,257

Zeitnahmekommissar & Auswertung

Orbits

Rennleiter





ADAC Mini Bike Cup

ADAC Mini Bike Rennen Faßberg


Einsteiger

Faßberg 1,020 Km

2. Zeitraining Grp.2

27.05.2017 12:15

Qualifikation (15:00 Zeit) started at 12:20:05



Runde	Rundenzeit	Diff.	Tageszeit
(7) Jannk Jöst			
1	1:01.372	+1.583	12:22:04.269
2	1:01.155	+1.366	12:23:05.424
3	1:00.327	+0.538	12:24:05.751
4	59.946	+0.157	12:25:05.697
5	59.848	+0.059	12:26:05.545
6	59.852	+0.063	12:27:05.397
7	59.789		12:28:05.186
8	1:00.525	+0.736	12:29:05.711
9	1:00.087	+0.298	12:30:05.798
10	1:00.397	+0.608	12:31:06.195
11	59.901	+0.112	12:32:06.096
12	59.966	+0.177	12:33:06.062
13	1:12.176	+12.387	12:34:18.238
14	1:38.358	+38.569	12:35:56.596
(3) Parez Sabri			
1	1:04.451	+4.310	12:22:10.066
2	1:14.031	+13.890	12:23:24.097
3	1:00.491	+0.350	12:24:24.588
4	1:00.343	+0.202	12:25:24.931
5	1:00.141		12:26:25.072
6	1:00.468	+0.327	12:27:25.540
7	1:19.984	+19.843	12:28:45.524
8	1:00.381	+0.240	12:29:45.905
9	1:00.488	+0.347	12:30:46.393
10	1:00.700	+0.559	12:31:47.093
11	1:00.487	+0.346	12:32:47.580
12	1:32.277	+32.136	12:34:19.857
13	1:01.243	+1.102	12:35:21.100
(51) Filip Novotny			
1	1:01.455	+0.986	12:22:13.164
2	1:00.991	+0.522	12:23:14.155
3	1:01.648	+1.179	12:24:15.803
4	1:08.099	+7.630	12:25:23.902
5	1:00.559	+0.090	12:26:24.461
6	1:00.580	+0.111	12:27:25.041
7	1:01.185	+0.716	12:28:26.226
8	1:01.132	+0.663	12:29:27.358
9	1:00.660	+0.191	12:30:28.018
10	1:00.469		12:31:28.487
11	1:00.727	+0.258	12:32:29.214
12	1:00.956	+0.487	12:33:30.170
13	1:00.579	+0.110	12:34:30.749
14	1:01.026	+0.557	12:35:31.775
(2) Marco Schweizer			
1	1:04.310	+3.692	12:22:09.688
2	1:02.171	+1.553	12:23:11.859
3	1:01.355	+0.737	12:24:13.214
4	1:01.479	+0.861	12:25:14.693
5	1:01.239	+0.621	12:26:15.932
6	1:01.331	+0.713	12:27:17.263
7	1:01.082	+0.464	12:28:18.345
8	1:01.453	+0.835	12:29:19.798
9	1:01.081	+0.463	12:30:20.879
10	1:01.361	+0.743	12:31:22.240
11	1:01.218	+0.600	12:32:23.458
12	1:00.984	+0.366	12:33:24.442
13	1:00.986	+0.368	12:34:25.428
14	1:00.618		12:35:26.046
(53) Jakub Mazsr			
1	1:01.559	+0.924	12:22:52.062

Runde	Rundenzeit	Diff.	Tageszeit
2	1:01.053	+0.418	12:23:53.115
3	1:00.635		12:24:53.750
4	1:00.930	+0.295	12:25:54.680
5	1:00.791	+0.156	12:26:55.471
6	1:01.006	+0.371	12:27:56.477
7	1:45.913	+45.278	12:29:42.390
8	1:01.427	+0.792	12:30:43.817
9	1:00.782	+0.147	12:31:44.599
10	1:00.890	+0.255	12:32:45.489
11	1:15.055	+14.420	12:34:00.544
12	1:01.353	+0.718	12:35:01.897
13	1:01.258	+0.623	12:36:03.155
(5) Albert Prasse			
1	1:03.674	+2.476	12:22:12.777
2	1:01.852	+0.654	12:23:14.629
3	1:01.198		12:24:15.827
4	1:02.680	+1.482	12:25:18.507
5	1:02.627	+1.429	12:26:21.134
6	1:02.593	+1.395	12:27:23.727
7	1:02.781	+1.583	12:28:26.508
8	1:01.710	+0.512	12:29:28.218
9	1:02.285	+1.087	12:30:30.503
10	1:02.504	+1.306	12:31:33.007
11	1:29.519	+28.321	12:33:02.526
12	1:03.178	+1.980	12:34:05.704
13	1:04.105	+2.907	12:35:09.809
(50) Leo Toudal			
1	1:04.299	+2.534	12:22:09.495
2	1:03.286	+1.521	12:23:12.781
3	1:02.832	+1.067	12:24:15.613
4	1:02.742	+0.977	12:25:18.355
5	1:03.203	+1.438	12:26:21.558
6	1:02.542	+0.777	12:27:24.100
7	1:03.129	+1.364	12:28:27.229
8	1:01.765		12:29:28.994
9	1:02.168	+0.403	12:30:31.162
10	1:02.208	+0.443	12:31:33.370
11	1:03.065	+1.300	12:32:36.435
12	1:03.017	+1.252	12:33:39.452
13	1:02.597	+0.832	12:34:42.049
14	1:03.052	+1.287	12:35:45.101
(11) Justian Eliano Br.uer			
1	1:04.963	+1.932	12:22:21.015
2	1:03.841	+0.810	12:23:24.856
3	1:04.750	+1.719	12:24:29.606
4	1:04.030	+0.999	12:25:33.636
5	1:03.034	+0.003	12:26:36.670
6	1:03.408	+0.377	12:27:40.078
7	1:03.054	+0.023	12:28:43.132
8	1:49.227	+46.196	12:30:32.359
9	1:03.031		12:31:35.390
10	1:03.242	+0.211	12:32:38.632
11	1:07.846	+4.815	12:33:46.478
12	1:05.681	+2.650	12:34:52.159
13	1:04.927	+1.896	12:35:57.086

Zeitnahmekommissar & Auswertung

Orbits

Rennleiter





ADAC Mini Bike Cup

ADAC Mini Bike Rennen Faßberg


Einsteiger

Faßberg 1,020 Km

1 A-Finale


27.05.2017 14:20

Rennen (14 Runden)



7	11 16	54 17	58 18
6	57 14	67 15	
5	5 11	52 12	50 13
4	53 9	62 10	
3	6 6	51 7	2 8
2	15 4	3 5	
1	59 1	9 2	7 3

POLE POSITION 1



Zeitnahmekommissar & Auswertung

Orbits

Rennleiter






ADAC Mini Bike Cup

ADAC MINI BIKE Rennen Faßberg

Nach Runden sortiert

Einsteiger Faßberg 1,020 Km
 1 A-Finale 27.05.2017 14:20
 Rennen (14 Runden) started at 14:22:47



Pl.	Vr.	Vorname	Nachname	Ort	Bewerber	Klasse	Nat.	Fahrzeug	Reifezeit	Diff.	n	Gesamtzeit
1	59	Jakub	Gurecky	Zlin	Brno Circuit JRT	Ein	CZE	NSF 100	58.860		14	13:57.885
2	9	Noel	Willemsen	Kassel	ADAC Hessen-Thüringen e.V.	Ein	GER	NSF 100	59.234	6.084	14	14:03.969
3	7	Jannik	Jöst	Offenbach	ADAC Hessen-Thüringen e.V.	Ein	GER	NSF 100	59.717	12.630	14	14:10.515
4	15	Lennard	Göttlich	Kottmar OT Eibau	ADAC Racing Team AMC Sari e.V.	Ein	GER	NSF 100	1:00.045	19.578	14	14:17.463
5	2	Marco	Schweizer	Giengen an der Brenz	ADAC Württemberg e.V.	Ein	GER	NSF 100	1:00.211	20.122	14	14:18.007
6	51	Filip	Novotny	Brno	Brno Circuit JRT	Ein	CZE	NSF 100	1:00.231	21.436	14	14:19.321
7	53	Jakub	Mazsár		SLOVAKIA RACING	Ein	SVK	NSF 100	1:00.712	24.934	14	14:22.819
8	6	Lucas	Eisenfeld	Chemnitz	ADAC Racing Team AMC Sari e.V.	Ein	GER	NSF 100	1:00.543	25.721	14	14:23.606
9	5	Albert	Prasse	Neukirchen	ADAC Racing Team AMC Sari e.V.	Ein	GER	NSF 100	1:01.915	40.929	14	14:38.814
10	67	Ales	Eder	Ceske Budejovice	Smrz Academy	Ein	CZE	NSF 100	1:01.869	41.512	14	14:39.397
11	52	Marek	Kindermann	Ceské Budejovice	-	Ein	CZE	NSF 100	1:01.832	41.670	14	14:39.555
12	50	Leo	Toudal	Greve	Cre8bike	Ein	DEN	NSF 100	1:01.624	42.022	14	14:39.907
13	57	Kilian	Holzer	Hippach	-	Ein	AUT	NSF 100	1:02.173	53.782	14	14:51.667
14	54	Niklas	Kitzbichler	Niederndorf	-	Ein	AUT	NSF 100	1:03.041	58.502	14	14:56.387
15	11	Justian Eliano	Bräuer	Burgst.,dt	ADAC Racing Team AMC Sari e.V.	Ein	GER	NSF 100	1:04.316	Runde	13	14:13.525
16	62	Petr	Pelech	Troubsko	Brno Circuit JRT	Ein	CZE	NSF 100	1:01.109	Runde	13	14:54.344
17	58	Giuliano	Tosches	Remscheid	-	Ein	ITA	NSF 100	1:14.109	inden	12	15:08.562
NF	3	Parez	Sabri	Lübbecke	ADAC Ostwestfalen-Lippe e.V.	Ein	GER	NSF 100	1:01.202	NF	2	2:09.239

Zeitnahmekommissar & Auswertung

Orbits

Rennleiter





ADAC Mini Bike Cup

ADAC Mini Bike Rennen Faßberg

Nach Runden sortiert


Einsteiger

Faßberg 1,020 Km

2 A-Finale

27.05.2017 16:20

Rennen (14 Runden) started at 16:22:19



Pos.	It.Nr.	Vorname	Nachname	Ort	Bewerber	Klasse	Nat.	Fahrzeug	Beste Zeit.	Diff.	Runden	Gesamtzeit
1	59	Jakub	Gurecky	Zlin	Brno Circuit JRT	Ein	CZE	NSF 100	58.320		14	13:59.393
2	9	Noel	Willemsen	Kassel	ADAC Hessen-Thüringen e.V.	Ein	GER	NSF 100	59.615	7.338	14	14:06.731
3	7	Jannik	Jöst	Offenbach	ADAC Hessen-Thüringen e.V.	Ein	GER	NSF 100	59.842	10.188	14	14:09.581
4	51	Filip	Novotny	Brno	Brno Circuit JRT	Ein	CZE	NSF 100	1:00.164	15.821	14	14:15.214
5	2	Marco	Schweizer	Giengen an der Brenz	ADAC Württemberg e.V.	Ein	GER	NSF 100	1:00.418	16.368	14	14:15.761
6	15	Lennard	Göttlich	Kottmar OT Eibau	ADAC Racing Team AMC Sari e.V.	Ein	GER	NSF 100	1:00.358	20.375	14	14:19.768
7	3	Parez	Sabri	Lübbecke	ADAC Ostwestfalen-Lippe e.V.	Ein	GER	NSF 100	1:00.808	26.068	14	14:25.461
8	5	Albert	Prasse	Neukirchen	ADAC Racing Team AMC Sari e.V.	Ein	GER	NSF 100	1:00.971	27.856	14	14:27.249
9	52	Marek	Kindermann	Ceské Budejovice	-	Ein	CZE	NSF 100	1:00.959	28.567	14	14:27.960
10	53	Jakub	Mazsár		SLOVAKIA RACING	Ein	SVK	NSF 100	1:00.826	29.088	14	14:28.481
11	62	Petr	Pelech	Troubsko	Brno Circuit JRT	Ein	CZE	NSF 100	1:01.126	30.066	14	14:29.459
12	50	Leo	Toudal	Greve	Cre8bike	Ein	DEN	NSF 100	1:01.984	47.699	14	14:47.092
13	57	Kilian	Holzer	Hippach	-	Ein	AUT	NSF 100	1:02.117	48.056	14	14:47.449
14	67	Ales	Eder	Ceske Budejovice	Smrz Academy	Ein	CZE	NSF 100	1:02.524	51.491	14	14:50.884
15	11	Justian Eliano	Bräuer	Burgst,dt	ADAC Racing Team AMC Sari e.V.	Ein	GER	NSF 100	1:03.546	1 Runde	13	14:11.732
16	6	Lucas	Eisenfeld	Chemnitz	ADAC Racing Team AMC Sari e.V.	Ein	GER	NSF 100	1:00.757	1 Runde	13	14:15.601
17	54	Niklas	Kitzbichler	Niederndorf	-	Ein	AUT	NSF 100	1:02.879	1 Runde	13	14:28.450
18	58	Giuliano	Tosches	Reimscheid	-	Ein	ITA	NSF 100	1:13.758	! Runden	12	15:20.725

Zeitnahmekommissar & Auswertung

Orbits

Rennleiter





ADAC Mini Bike Cup

ADAC Mini Bike Rennen Faßberg

Einsteiger

Faßberg 1,020 Km

2 A-Finale

27.05.2017 16:20

Rennen (14 Runden) started at 16:22:19

Runde	Rundenzeit	Diff.	Tageszeit	Runde	Rundenzeit	Diff.	Tageszeit	Runde	Rundenzeit	Diff.	Tageszeit
(59) Jakob Gurecky				1	1:03.227	+2.809	16:23:24.602	3	1:01.437	+0.478	16:25:30.608
1	1:01.256	+2.936	16:23:20.752	2	1:01.540	+1.122	16:24:26.142	4	1:01.232	+0.273	16:26:31.840
2	58.685	+0.365	16:24:19.437	3	1:00.939	+0.521	16:25:27.081	5	1:01.557	+0.598	16:27:33.397
3	59.101	+0.781	16:25:18.538	4	1:00.837	+0.419	16:26:27.918	6	1:01.660	+0.701	16:28:35.057
4	58.840	+0.520	16:26:17.378	5	1:00.926	+0.508	16:27:28.844	7	1:00.959		16:29:36.016
5	58.384	+0.064	16:27:15.762	6	1:00.712	+0.294	16:28:29.556	8	1:00.995	+0.036	16:30:37.011
6	58.320		16:28:14.082	7	1:00.626	+0.208	16:29:30.182	9	1:01.339	+0.380	16:31:38.350
7	58.703	+0.383	16:29:12.785	8	1:00.651	+0.233	16:30:30.833	10	1:01.153	+0.194	16:32:39.503
8	58.675	+0.355	16:30:11.460	9	1:00.710	+0.292	16:31:31.543	11	1:02.838	+1.879	16:33:42.341
9	59.097	+0.777	16:31:10.557	10	1:00.420	+0.002	16:32:31.963	12	1:01.384	+0.425	16:34:43.725
10	59.154	+0.834	16:32:09.711	11	1:00.964	+0.546	16:33:32.927	13	1:01.536	+0.577	16:35:45.261
11	1:08.643	+10.323	16:33:18.354	12	1:01.083	+0.665	16:34:34.010	14	1:01.992	+1.033	16:36:47.253
12	1:00.449	+2.129	16:34:18.803	13	1:00.418		16:35:34.428	(53) Jakob Mazsár			
13	59.756	+1.436	16:35:18.559	14	1:00.626	+0.208	16:36:35.054	1	1:06.127	+5.301	16:23:28.052
14	1:00.127	+1.807	16:36:18.686	(15) Lennard Göttlich				2	1:01.956	+1.130	16:24:30.008
(9) Noel Willemsen				1	1:05.109	+4.751	16:23:26.097	3	1:00.921	+0.095	16:25:30.929
1	1:03.355	+3.740	16:23:23.038	2	1:01.147	+0.789	16:24:27.244	4	1:01.343	+0.517	16:26:32.272
2	59.999	+0.384	16:24:23.037	3	1:01.092	+0.734	16:25:28.336	5	1:01.614	+0.788	16:27:33.886
3	59.882	+0.267	16:25:22.919	4	1:00.657	+0.299	16:26:28.993	6	1:01.962	+1.136	16:28:35.848
4	59.615		16:26:22.534	5	1:01.026	+0.668	16:27:30.019	7	1:01.252	+0.426	16:29:37.100
5	59.649	+0.034	16:27:22.183	6	1:01.252	+0.894	16:28:31.271	8	1:01.619	+0.793	16:30:38.719
6	1:00.547	+0.932	16:28:22.730	7	1:00.358		16:29:31.629	9	1:01.284	+0.458	16:31:40.003
7	59.824	+0.209	16:29:22.554	8	1:00.848	+0.490	16:30:32.477	10	1:01.618	+0.792	16:32:41.621
8	1:00.385	+0.770	16:30:22.939	9	1:00.954	+0.596	16:31:33.431	11	1:01.590	+0.764	16:33:43.211
9	1:01.073	+1.458	16:31:24.012	10	1:01.055	+0.697	16:32:34.486	12	1:02.225	+1.399	16:34:45.436
10	59.973	+0.358	16:32:23.985	11	1:01.131	+0.773	16:33:35.617	13	1:00.826		16:35:46.262
11	1:00.151	+0.536	16:33:24.136	12	1:01.032	+0.674	16:34:36.649	14	1:01.512	+0.686	16:36:47.774
12	1:00.261	+0.646	16:34:24.397	13	1:00.933	+0.575	16:35:37.582	(62) Petr Pelech			
13	1:00.664	+1.049	16:35:25.061	14	1:01.479	+1.121	16:36:39.061	1	1:06.503	+5.377	16:23:28.489
14	1:00.963	+1.348	16:36:26.024	(3) Parez Sabri				2	1:01.692	+0.566	16:24:30.181
(7) Jannk Jöst				1	1:05.645	+4.837	16:23:26.891	3	1:01.435	+0.309	16:25:31.616
1	1:02.938	+3.096	16:23:23.454	2	1:01.060	+0.252	16:24:27.951	4	1:01.141	+0.015	16:26:32.757
2	59.970	+0.128	16:24:23.424	3	1:01.106	+0.298	16:25:29.057	5	1:01.271	+0.145	16:27:34.028
3	59.915	+0.073	16:25:23.339	4	1:00.808		16:26:29.865	6	1:02.521	+1.395	16:28:36.549
4	59.842		16:26:23.181	5	1:01.149	+0.341	16:27:31.014	7	1:01.126		16:29:37.675
5	59.990	+0.148	16:27:23.171	6	1:01.015	+0.207	16:28:32.029	8	1:01.225	+0.099	16:30:38.900
6	1:01.534	+1.692	16:28:24.705	7	1:01.302	+0.494	16:29:33.331	9	1:01.642	+0.516	16:31:40.542
7	1:00.306	+0.464	16:29:25.011	8	1:01.217	+0.409	16:30:34.548	10	1:02.292	+1.166	16:32:42.834
8	1:00.222	+0.380	16:30:25.233	9	1:00.978	+0.170	16:31:35.526	11	1:01.989	+0.863	16:33:44.823
9	1:00.313	+0.471	16:31:25.546	10	1:01.023	+0.215	16:32:36.549	12	1:01.417	+0.291	16:34:46.240
10	1:01.686	+1.844	16:32:27.232	11	1:01.742	+0.934	16:33:38.291	13	1:01.175	+0.049	16:35:47.415
11	1:00.610	+0.768	16:33:27.842	12	1:01.594	+0.786	16:34:39.885	14	1:01.337	+0.211	16:36:48.752
12	1:00.385	+0.543	16:34:28.227	13	1:02.416	+1.608	16:35:42.301	(50) Leo Toudal			
13	1:00.384	+0.542	16:35:28.611	14	1:02.453	+1.645	16:36:44.754	1	1:07.364	+5.380	16:23:29.746
14	1:00.263	+0.421	16:36:28.874	(5) Albert Prasse				2	1:03.113	+1.129	16:24:32.859
(51) Filip Novotny				1	1:04.170	+3.199	16:23:26.285	3	1:02.708	+0.724	16:25:35.567
1	1:03.981	+3.817	16:23:25.410	2	1:01.426	+0.455	16:24:27.711	4	1:02.928	+0.944	16:26:38.495
2	1:01.014	+0.850	16:24:26.424	3	1:01.773	+0.802	16:25:29.484	5	1:02.751	+0.677	16:27:41.246
3	1:00.794	+0.630	16:25:27.218	4	1:01.614	+0.643	16:26:31.098	6	1:02.862	+0.878	16:28:44.108
4	1:01.000	+0.836	16:26:28.218	5	1:01.939	+0.968	16:27:33.037	7	1:03.596	+1.612	16:29:47.704
5	1:00.375	+0.211	16:27:28.593	6	1:02.145	+1.174	16:28:35.182	8	1:02.423	+0.439	16:30:50.127
6	1:00.874	+0.710	16:28:29.467	7	1:01.146	+0.175	16:29:36.328	9	1:01.984		16:31:52.111
7	1:00.578	+0.414	16:29:30.045	8	1:00.971		16:30:37.299	10	1:02.412	+0.428	16:32:54.523
8	1:00.638	+0.474	16:30:30.683	9	1:01.332	+0.361	16:31:38.631	11	1:02.046	+0.062	16:33:56.569
9	1:00.641	+0.477	16:31:31.324	10	1:01.253	+0.282	16:32:39.884	12	1:03.440	+1.456	16:35:00.009
10	1:00.434	+0.270	16:32:31.758	11	1:01.638	+0.667	16:33:41.522	13	1:03.154	+1.170	16:36:03.163
11	1:00.845	+0.681	16:33:32.603	12	1:01.778	+0.807	16:34:43.300	14	1:03.222	+1.238	16:37:06.385
12	1:00.714	+0.550	16:34:33.317	13	1:01.731	+0.760	16:35:45.031	(67) Kilian Holzer			
13	1:00.164		16:35:33.481	14	1:01.511	+0.540	16:36:46.542	1	1:07.620	+5.503	16:23:30.287
14	1:01.026	+0.862	16:36:34.507	(52) Marek Kindermann				2	1:03.328	+1.211	16:24:33.615
(2) Marco Schweizer				1	1:05.525	+4.566	16:23:27.767	3	1:02.417	+0.300	16:25:36.032
				2	1:01.384	+0.425	16:24:29.171	4	1:02.788	+0.671	16:26:38.820

Zeitnahmekommissar & Auswertung

Orbits

Rennleiter





ADAC Mini Bike Cup

ADAC Mini Bike Rennen Faßberg


Einsteiger

Faßberg 1,020 Km

2 A-Finale

27.05.2017 16:20

Rennen (14 Runden) started at 16:22:19



Runde	Rundenzeit	Diff.	Tageszeit
5	1:02.678	+0.561	16:27:41.498
6	1:02.996	+0.879	16:28:44.494
7	1:03.781	+1.664	16:29:48.275
8	1:02.419	+0.302	16:30:50.694
9	1:02.212	+0.095	16:31:52.906
10	1:02.664	+0.547	16:32:55.570
11	1:02.117		16:33:57.687
12	1:03.871	+1.754	16:35:01.558
13	1:02.350	+0.233	16:36:03.908
14	1:02.834	+0.717	16:37:06.742

(67) Ales Eder

1	1:07.475	+4.951	16:23:30.038
2	1:03.208	+0.684	16:24:33.246
3	1:02.546	+0.022	16:25:35.792
4	1:03.222	+0.698	16:26:39.014
5	1:03.079	+0.555	16:27:42.093
6	1:02.935	+0.411	16:28:45.028
7	1:03.703	+1.179	16:29:48.731
8	1:02.928	+0.404	16:30:51.659
9	1:02.524		16:31:54.183
10	1:02.527	+0.003	16:32:56.710
11	1:03.111	+0.587	16:33:59.821
12	1:02.642	+0.118	16:35:02.463
13	1:04.920	+2.396	16:36:07.383
14	1:02.794	+0.270	16:37:10.177

(11) Justian Eliano Bräuer

1	1:09.420	+5.874	16:23:32.301
2	1:05.466	+1.920	16:24:37.767
3	1:05.910	+2.364	16:25:43.677
4	1:05.579	+2.033	16:26:49.256
5	1:06.270	+2.724	16:27:55.526
6	1:05.940	+2.394	16:29:01.466
7	1:04.959	+1.413	16:30:06.425
8	1:05.673	+2.127	16:31:12.098
9	1:04.237	+0.691	16:32:16.335
10	1:03.969	+0.423	16:33:20.304
11	1:03.592	+0.046	16:34:23.896
12	1:03.583	+0.037	16:35:27.479
13	1:03.546		16:36:31.025

(6) Lucas Eisenfeld

1	1:04.856	+4.099	16:23:26.519
2	1:00.937	+0.180	16:24:27.456
3	1:01.088	+0.331	16:25:28.544
4	1:01.114	+0.357	16:26:29.658
5	1:01.139	+0.382	16:27:30.797
6	1:00.757		16:28:31.554
7	1:51.310	+50.553	16:30:22.864
8	1:02.410	+1.653	16:31:25.274
9	1:03.176	+2.419	16:32:28.450
10	1:02.020	+1.263	16:33:30.470
11	1:01.664	+0.907	16:34:32.134
12	1:00.941	+0.184	16:35:33.075
13	1:01.819	+1.062	16:36:34.894

(54) Niklas Kitzbichler

1	1:07.897	+5.018	16:23:30.943
2	1:03.635	+0.756	16:24:34.578
3	1:02.879		16:25:37.457
4	1:03.143	+0.264	16:26:40.600
5	1:05.910	+3.031	16:27:46.510
6	1:03.933	+1.054	16:28:50.443
7	1:03.943	+1.064	16:29:54.386
8	1:03.795	+0.916	16:30:58.181

Runde	Rundenzeit	Diff.	Tageszeit
9	1:18.881	+16.002	16:32:17.062
10	1:14.959	+12.080	16:33:32.021
11	1:05.430	+2.551	16:34:37.451
12	1:04.592	+1.713	16:35:42.043
13	1:05.700	+2.821	16:36:47.743

(58) Giuliano Tosches

1	1:13.913	+0.155	16:23:38.265
2	1:13.758		16:24:52.023
3	1:14.969	+1.211	16:26:06.992
4	1:14.116	+0.358	16:27:21.108
5	1:17.956	+4.198	16:28:39.064
6	1:18.581	+4.823	16:29:57.645
7	1:14.986	+1.228	16:31:12.631
8	1:16.098	+2.340	16:32:28.729
9	1:16.623	+2.865	16:33:45.352
10	1:16.581	+2.823	16:35:01.933
11	1:15.809	+2.051	16:36:17.742
12	1:22.276	+8.518	16:37:40.018

Runde	Rundenzeit	Diff.	Tageszeit
-------	------------	-------	-----------

Zeitnahmekommissar & Auswertung

Orbits

Rennleiter

