

ADAC Formel 4

Result List Free Practice 2



Provisional

DMSB Reg. Nr.: 142/17



Lausitzring, Length: 3478m
Air temperature: 31.43°C
Track temperature: 19.33°C
Weather condition: Dry

Friday, May 19, 2017 12:50:00

started : 24 classified : 23 not classified : 1

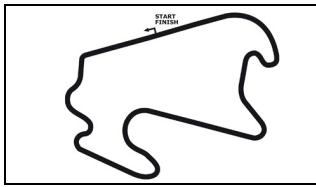
Nr.	Drivers	Team	Lap	Best Time	Gap	Diff	Kph	Day Time
Cl.	Car	Competitor						
1	1 F. Drugovich(ITA) ADAC Formel 4 powered by Abarth	(T) Van Amersfoort Racing(NLD) Van Amersfoort Racing	13	1:22.955			150.9	13:11:57
2	18 J. Hanes(DEU) ADAC Formel 4 powered by Abarth	US Racing(DEU) US Racing	15	1:23.040	0.085	0.085	150.7	13:16:06
3	13 F. Scherer(CHE) ADAC Formel 4 powered by Abarth	US Racing(DEU) US Racing	12	1:23.159	0.204	0.119	150.5	13:13:07
4	83 K. Moreira-Laliberte(CHE) ADAC Formel 4 powered by Abarth	(T) Van Amersfoort Racing(NLD) Van Amersfoort Racing	11	1:23.216	0.261	0.057	150.4	13:10:51
5	44 J. Vips(ITA) ADAC Formel 4 powered by Abarth	(T) Prema Powerteam SRL(ITA) Prema Powerteam SRL	15	1:23.315	0.360	0.099	150.2	13:18:09
6	68 J. Correa(ITA) ADAC Formel 4 powered by Abarth	Prema Powerteam SRL(ITA) Prema Powerteam SRL	15	1:23.346	0.391	0.031	150.2	13:16:48
7	28 K. Schramm(DEU) ADAC Formel 4 powered by Abarth	(T) US Racing(DEU) US Racing	15	1:23.354	0.399	0.008	150.2	13:17:56
8	27 N. Nielsen(DNK) ADAC Formel 4 powered by Abarth	(T) US Racing(DEU) US Racing	16	1:23.414	0.459	0.060	150.1	13:19:18
9	9 M. Armstrong(ITA) ADAC Formel 4 powered by Abarth	(T) Prema Powerteam SRL(ITA) Prema Powerteam SRL	13	1:23.430	0.475	0.016	150.0	13:15:17
10	2 F. Vesti(DNK) ADAC Formel 4 powered by Abarth	Van Amersfoort Racing(NLD) Van Amersfoort Racing	8	1:23.549	0.594	0.119	149.8	13:02:00
11	4 S. Flörsch(DEU) ADAC Formel 4 powered by Abarth	(T) ADAC Berlin-Brandenburg e.V.(DEU) ADAC Berlin-Brandenburg e.V.	12	1:23.594	0.639	0.045	149.7	13:14:09
12	80 A. Estner(DEU) ADAC Formel 4 powered by Abarth	(T) Neuhauser Racing Team(AUT) Neuhauser Racing Team	16	1:23.626	0.671	0.032	149.7	13:17:59
13	11 M. Wishofer(AUT) R ADAC Formel 4 powered by Abarth	(T) Lechner Racing(AUT) Lechner Racing	17	1:23.636	0.681	0.010	149.7	13:19:09
14	7 O. Söderström(SWE) ADAC Formel 4 powered by Abarth	ADAC Berlin-Brandenburg e.V.(DEU) ADAC Berlin-Brandenburg e.V.	9	1:23.803	0.848	0.167	149.4	13:04:46
15	98 C. Piro(DEU) ADAC Formel 4 powered by Abarth	(T) Team Piro Sports Interdental(DEU) Team Piro Sports Interdental	15	1:23.862	0.907	0.059	149.3	13:15:35
16	33 J. Aberdein(DEU) ADAC Formel 4 powered by Abarth	(T) Motopark(DEU) Motopark	11	1:23.899	0.944	0.037	149.2	13:14:05
17	81 M. Waldherr(DEU) ADAC Formel 4 powered by Abarth	(T) Neuhauser Racing Team(AUT) Neuhauser Racing Team	15	1:23.903	0.948	0.004	149.2	13:16:24
18	5 L. Zendeli(DEU) ADAC Formel 4 powered by Abarth	(T) ADAC Berlin-Brandenburg e.V.(DEU) ADAC Berlin-Brandenburg e.V.	7	1:24.052	1.097	0.149	148.9	13:00:27
19	99 C. Weerts(BEL) R ADAC Formel 4 powered by Abarth	Motopark(DEU) Motopark	15	1:24.433	1.478	0.381	148.2	13:17:38
20	79 D. Malukas(LTU) ADAC Formel 4 powered by Abarth	(T) Motopark(DEU) Motopark	11	1:24.443	1.488	0.010	148.2	13:14:21
21	26 L. Heinrich(DEU) R ADAC Formel 4 powered by Abarth	(T) Laurin Heinrich(DEU) Laurin Heinrich	13	1:24.620	1.665	0.177	147.9	13:12:13
22	10 R. Wagner(DEU) R ADAC Formel 4 powered by Abarth	(T) Lechner Racing(AUT) Lechner Racing	15	1:24.759	1.804	0.139	147.7	13:16:52
23	6 T. Beckhäuser(CZE) R ADAC Formel 4 powered by Abarth	ADAC Berlin-Brandenburg e.V.(DEU) ADAC Berlin-Brandenburg e.V.	18	1:26.389	3.434	1.630	144.9	13:21:01

Not classified

25 D. Ghattas(DEU) (T) Team Piro Sports Interdental(DEU)
R ADAC Formel 4 powered by Abarth Team Piro Sports Interdental

Did not start

3 L. Gachot(GBR) Van Amersfoort Racing(NLD)
ADAC Formel 4 powered by Abarth Van Amersfoort Racing



ADAC Formel 4

Result List Free Practice 2



Provisional

DMSB Reg. Nr.: 142/17

Friday, May 19, 2017 12:50:00



Lausitzring, Length: 3478m
Air temperature: 31.43°C
Track temperature: 19.33°C
Weather condition: Dry

started : 24 classified : 23 not classified : 1

Nr. Drivers	Team	Lap	Best Time	Gap	Diff	Kph	Day Time
Cl. Car	Competitor						
42 L.Hoogenboom(NLD)	Motopark(DEU)						
ADAC Formel 4 powered by Abarth	Motopark						

T = nominated for the team classification

Subject to final scrutineering!

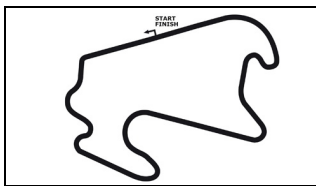
Publication time:	Clerk of the Course: Horst Seidel	Timekeeper: Steffen Ruhl
-------------------	-----------------------------------	--------------------------

ver: 1.0

www.adac.de/motorsport

Page 2/ 2 printed: 19.5.2017 13:22

CERTINA
S W I S S W A T C H E S



ADAC Formel 4

Sector List Free Practice 2



Provisional

DMSB Reg. Nr.: 142/17



Lausitzring, Length: 3478m
Air temperature: 31.55°C
Track temperature: 19.36°C
Weather condition: Dry

Friday, May 19, 2017 12:50:00

Lap	Time	SE1	SP1	SE2	SP2	SE3	SP3	TSP	Lap	Time	SE1	SP1	SE2	SP2	SE3	SP3	TSP
1 Drugovich, ITA									theoretical besttime: 1:22.879								
1	1:52.064	48.806	139	25.633	152	37.625	183		11	1:24.466	28.077	165	21.872	197	34.517	211	215
2	1:27.111	29.854	163	21.800	199	35.457	211	177	12	1:23.116	27.508	166	21.179	201	34.429	210	217
3	1:24.800	28.208	165	21.690	199	34.902	210	217	13	1:22.955	27.487	166	21.108	203	34.360	210	217
4	1:23.891	27.940	166	21.304	201	34.647	211	218	14	1:28.183	30.081	151	23.413	198	34.689	210	217
5	1:28.703	27.866	166	22.287	141	38.550	211	218	15	1:22.998	27.447	166	21.194	199	34.357	210	216
6	1:23.783	27.879	166	21.381	201	34.523	211	217	16	1:23.141	27.417	167	21.370	198	34.354	212	217
7	1:23.289	27.628	167	21.219	200	34.442	212	217	17	1:23.302	27.595	166	21.271	200	34.436	213	218
8	1:27.365	27.678	166	21.197	200	38.490		218	18	1:32.930	30.810	118	26.930	176	35.190	211	211
9	4:28.681	3:27.306	127	24.399	169	36.976	183		19	1:23.052	27.478	167	21.210	200	34.364	209	217
10	1:26.709	30.063	163	21.800	196	34.846	209	175									

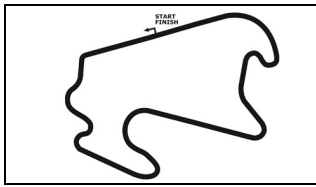
2 Vesti, DNK									theoretical besttime: 1:23.205								
1	1:38.480	33.255	143	24.139	172	41.086			10	3:56.753	2:56.829	149	23.649	185	36.275	207	
2	1:54.010	55.553	161	23.062	195	35.395	207		11	1:26.436	28.950	161	22.558	193	34.928	205	213
3	1:25.875	28.743	163	21.750	197	35.382	209	214	12	1:26.252	28.493	143	22.863	199	34.896	208	211
4	1:25.390	28.887	164	21.621	198	34.882	208	216	13	1:23.729	27.698	165	21.248	201	34.783	210	216
5	1:24.356	28.042	165	21.604	198	34.710	209	214	14	1:23.568	27.642	166	21.318	200	34.608	210	216
6	1:23.942	27.804	166	21.481	200	34.657	211	216	15	1:23.641	27.618	166	21.380	199	34.643	210	217
7	1:23.729	27.702	167	21.451	200	34.576	210	218	16	1:28.730	29.427	154	23.890	170	35.413	211	217
8	1:23.549	27.664	166	21.372	199	34.513	210	217	17	1:23.967	27.479	165	21.771	198	34.717	210	217
9	2:39.431	27.773	165	21.549	199	1:50.109		218	18	1:44.627	27.444	166	22.922	197	54.261		217

4 Flörsch, DEU									theoretical besttime: 1:23.485								
1	1:44.416	42.442	136	24.476	148	37.498	206		9	1:24.697	28.155	164	21.552	198	34.990	210	216
2	1:32.668	29.498	142	27.554	178	35.616	208	202	10	1:23.924	27.912	165	21.339	200	34.673	210	217
3	1:25.141	28.343	164	21.719	197	35.079	209	214	11	1:27.377	27.820	166	22.173	148	37.384	210	217
4	1:24.825	28.302	165	21.571	197	34.952	208	215	12	1:23.594	27.768	166	21.286	200	34.540	211	217
5	1:24.411	28.132	165	21.518	198	34.761	209	215	13	1:23.733	27.659	166	21.358	199	34.716	210	217
6	1:27.993	27.971	164	21.520	200	38.502		216	14	1:23.780	27.781	166	21.426	199	34.573	213	218
7	7:55.850	6:51.995	101	26.141	145	37.714	162		15	3:19.191	29.794	70	1:24.635	55	1:24.762		218
8	1:33.328	31.477	125	24.334	153	37.517	208	158									

5 Zendeli, DEU									theoretical besttime: 1:23.921								
1	1:43.031	41.247	140	24.268	158	37.516	200		10	1:24.761	28.109	165	21.621	199	35.031	209	208
2	1:35.939	29.989	156	29.592	185	36.358	207	207	11	1:24.324	27.930	162	21.598	200	34.796	207	217
3	1:27.058	29.384	164	22.125	197	35.549	209	201	12	1:24.280	27.757	165	21.447	201	35.076	209	216
4	1:26.830	28.369	164	22.902	187	35.559	208	216	13	1:28.092	27.989	165	24.405	168	35.698	210	216
5	1:24.940	28.058	165	21.753	198	35.129	210	214	14	1:24.140	27.758	167	21.588	198	34.794	210	217
6	1:24.586	28.003	166	21.696	199	34.887	210	217	15	1:24.695	27.848	165	22.023	193	34.824	211	217
7	1:24.052	27.745	166	21.484	200	34.823	210	217	16	1:24.202	27.823	166	21.623	199	34.756	212	217
8	1:27.047	27.997	166	21.587	200	37.463		217	17	1:25.881	27.718	165	21.897	198	36.266	209	217
9	6:19.086	5:18.789	158	23.267	178	37.030	202		18	1:25.512	28.497	165	21.898	197	35.117	209	216

6 Beckhäuser, CZE									theoretical besttime: 1:25.991								
1	1:57.537	48.500	110	28.060	145	40.977	193		10	1:32.780	31.887	156	24.252	193	36.641	208	177
2	1:34.986	31.947	158	25.499	177	37.540	200	197	11	1:27.787	29.024	160	22.236	198	36.527	208	215
3	1:30.191	30.361	161	23.016	193	36.814	208	204	12	1:26.969	28.855	162	21.836	199	36.278	209	216
4	1:34.635	33.126	156	23.667	191	37.842	206	215	13	1:34.365	34.418	134	23.617	196	36.330	208	216
5	1:28.918	29.751	160	22.451	197	36.716	207	213	14	1:27.179	28.654	163	22.654	198	35.871	208	215
6	1:27.297	29.074	162	22.124	200	36.099	207	213	15	1:28.173	29.995	161	22.380	197	35.798	210	198
7	1:29.001	30.075	161	22.709	198	36.217	207	215	16	1:26.445	28.944	164	21.897	199	35.604	211	216
8	1:32.616	29.666	158	22.930	195	40.020		214	17	1:29.045	28.721	162	22.067	197	38.257	208	217
9	5:06.611	3:56.133	135	29.104	146	41.374	185		18	1:26.389	28.914	164	21.733	198	35.742	208	217

7 Söderström, SWE									theoretical besttime: 1:23.759								
1	3:29.687	2:30.544	158	23.550	189	35.593	209		9	1:23.803	27.698	166	21.503	197	34.602	211	217
2	1:26.448	28.877	161	22.316	193	35.255	207	214	10	1:23.872	27.706	166	21.521	199	34.645	210	218
3	1:24.887	28.261	165	21.661	199	34.965	209	214	11	1:24.196	27.773	165	21.652	198	34.771	210	216
4	1:24.325	27.984	165	21.569	200	34.772	210	214	12	2:34.943	27.948	164	21.704	198	1:45.291		216
5	1:24.298	27.898	166	21.626	200	34.774	211	216	13	7:27.612	6:30.276	129	22.336	198	35.000	212	



ADAC Formel 4

Sector List Free Practice 2



Provisional

DMSB Reg. Nr.: 142/17



Lausitzring, Length: 3478m
Air temperature: 31.55°C
Track temperature: 19.36°C
Weather condition: Dry

Friday, May 19, 2017 12:50:00

Lap	Time	SE1	SP1	SE2	SP2	SE3	SP3	TSP	Lap	Time	SE1	SP1	SE2	SP2	SE3	SP3	TSP
6	1:24.028	27.801	167	21.459	200	34.768	210	217	14	1:25.975	28.493	164	22.630	193	34.852	208	217
7	1:24.285	27.963	168	21.524	198	34.798	211	216	15	1:24.080	27.817	166	21.523	198	34.740	210	215
8	1:24.189	27.843	165	21.668	198	34.678	211	217									

9 Armstrong, ITA

theoretical besttime: 1:23.229

1	2:30.225	1:14.971	155	23.647	178	51.607			10	1:23.775	27.909	164	21.427	199	34.439	208	214
2	1:57.014	59.255	161	22.358	196	35.401	206		11	1:23.582	27.697	164	21.385	201	34.500	209	214
3	1:25.071	28.386	164	21.685	198	35.000	210	214	12	1:23.455	27.633	165	21.245	200	34.577	209	215
4	1:27.066	28.000	165	21.513	201	37.553	208	217	13	1:23.430	27.547	165	21.362	197	34.521	210	216
5	1:23.942	27.892	165	21.491	199	34.559	210	214	14	1:30.417	30.734	129	24.303	170	35.380	210	216
6	1:23.995	27.743	166	21.465	200	34.787	211	216	15	1:23.618	27.576	166	21.464	200	34.578	211	217
7	1:29.221	28.046	165	21.532	199	39.643		217	16	1:29.067	27.545	165	21.350	199	40.172	210	218
8	6:39.258	5:37.013	147	24.627	152	37.618	197		17	1:23.727	27.618	167	21.525	198	34.584	210	217
9	1:26.107	29.171	162	21.983	192	34.953	208	199									

10 Wagner, DEU

theoretical besttime: 1:24.558

1	1:49.729	47.287	140	24.927	188	37.515	187		10	1:26.820	28.652	164	22.557	190	35.611	209	214
2	1:30.519	30.954	161	22.901	194	36.664	208	184	11	1:26.610	28.730	163	22.220	196	35.660	208	216
3	1:28.269	29.716	160	22.736	195	35.817	209	215	12	1:25.628	28.522	162	21.786	200	35.320	209	215
4	1:26.627	28.882	162	21.983	197	35.762	209	215	13	1:25.373	28.676	164	21.633	200	35.064	211	214
5	1:26.041	28.826	163	21.905	198	35.310	208	215	14	1:24.773	27.992	165	21.645	198	35.136	209	216
6	1:29.871	28.659	163	22.034	198	39.178		215	15	1:24.759	28.032	164	21.502	199	35.225	211	216
7	6:10.044	5:06.045	114	25.328	142	38.671	181		16	1:25.017	28.328	164	21.563	200	35.126	211	217
8	1:29.835	30.653	159	22.725	177	36.457	205	175	17	1:25.408	28.073	165	21.608	198	35.727	210	218
9	1:27.021	29.288	161	22.130	194	35.603	208	212	18	1:36.446	29.253	163	24.624	155	42.569		217

11 Wishofer, AUT

theoretical besttime: 1:23.443

1	1:45.244	45.443	140	23.904	192	35.897	206		10	1:24.783	28.277	163	21.824	198	34.682	210	206
2	1:26.068	28.729	163	21.959	198	35.380	210	211	11	1:24.015	27.851	164	21.405	200	34.759	209	217
3	1:24.999	28.302	163	21.657	198	35.040	208	215	12	1:23.821	27.606	164	21.479	199	34.736	210	216
4	1:24.457	27.926	163	21.617	198	34.914	209	216	13	1:23.726	27.658	165	21.355	200	34.713	210	216
5	1:24.944	28.355	164	21.673	197	34.916	210	216	14	1:24.035	27.712	166	21.479	198	34.844	210	216
6	1:24.273	27.927	164	21.551	199	34.795	210	216	15	1:24.028	27.715	165	21.518	199	34.795	210	217
7	1:27.084	27.966	165	21.445	200	37.673		216	16	1:27.908	29.958	159	22.955	193	34.995	211	208
8	6:09.406	5:09.353	150	23.974	167	36.079	203		17	1:23.636	27.479	165	21.548	198	34.609	211	217
9	1:26.418	28.803	160	22.306	185	35.309	201	201	18	1:28.480	27.786	165	21.862	199	38.832		218

13 Scherer, CHE

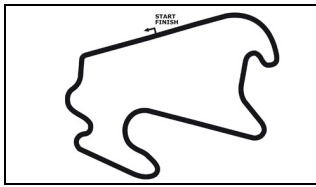
theoretical besttime: 1:23.000

1	1:58.829	49.000	142	24.438	166	45.391			10	1:28.262	31.382	159	22.054	196	34.826	209	216
2	1:56.035	59.043	163	21.947	193	35.045	209		11	1:23.224	27.440	164	21.321	199	34.463	209	216
3	1:29.008	28.441	164	21.675	198	38.892	209	216	12	1:23.159	27.423	165	21.281	199	34.455	208	216
4	1:24.472	28.091	164	21.550	198	34.831	208	217	13	1:23.419	27.264	166	21.333	198	34.822	208	215
5	1:24.056	27.742	165	21.630	199	34.684	210	215	14	1:28.399	32.117	164	21.747	198	34.535	210	167
6	1:23.911	27.880	166	21.353	200	34.678	211	216	15	1:23.192	27.327	166	21.395	198	34.470	211	217
7	1:27.027	27.503	166	21.633	198	37.891		217	16	1:28.547	29.774	163	24.226	195	34.547	210	218
8	6:24.138	5:25.425	158	23.055	191	35.658	208		17	1:23.274	27.433	166	21.295	198	34.546	210	217
9	1:24.574	27.815	164	21.900	191	34.859	209	215									

18 Hanses, DEU

theoretical besttime: 1:22.800

1	2:09.407	1:00.640	132	24.716	159	44.051			10	5:06.198	4:07.068	138	23.377	195	35.753	196	
2	1:58.625	1:00.727	152	22.162	197	35.736	210		11	1:24.858	28.694	165	21.475	198	34.689	211	196
3	1:24.690	27.976	165	21.737	198	34.977	212	217	12	1:23.308	27.592	165	21.250	200	34.466	210	218
4	1:24.424	27.769	165	21.821	197	34.834	210	219	13	1:23.251	27.518	166	21.254	199	34.479	210	217
5	1:24.122	27.803	165	21.555	198	34.764	211	217	14	1:23.088	27.504	166	21.183	198	34.401	211	217
6	1:23.644	27.663	166	21.434	199	34.547	212	217	15	1:23.040	27.238	166	21.423	198	34.379	212	218
7	1:23.806	27.668	167	21.422	199	34.716	211	219	16	1:23.252	27.354	166	21.373	199	34.525	213	219
8	1:23.687	27.666	166	21.410	198	34.611	211	219	17	1:23.521	27.310	166	21.464	198	34.747	212	220
9	1:29.311	28.641	165	21.813	198	38.857	218	218	18	1:23.416	27.447	166	21.376	198	34.593	212	219



ADAC Formel 4

Sector List Free Practice 2



Provisional

DMSB Reg. Nr.: 142/17



Lausitzring, Length: 3478m
Air temperature: 31.55°C
Track temperature: 19.36°C
Weather condition: Dry

Friday, May 19, 2017 12:50:00

Lap	Time	SE1	SP1	SE2	SP2	SE3	SP3	TSP	Lap	Time	SE1	SP1	SE2	SP2	SE3	SP3	TSP
25	Ghattas, DEU								theoretical besttime: 1:40.761								
1	3:23.359	2:05.792	131	25.700	145	51.867			3	1:59.360	33.441	142	25.974	154	59.945		180
2	16:47.231	15:39.877	149	25.734	169	41.620	176										

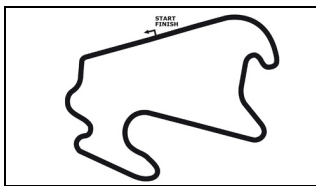
26	Heinrich, DEU								theoretical besttime: 1:24.571								
1	2:09.656	1:07.617	142	24.752	187	37.287	204		10	1:25.843	28.905	164	21.920	198	35.018	211	215
2	1:27.315	29.320	162	22.239	197	35.756	208	209	11	1:25.549	28.676	164	21.760	199	35.113	210	219
3	1:26.663	28.611	163	22.495	196	35.557	208	214	12	1:25.049	28.341	164	21.656	199	35.052	209	217
4	1:27.070	29.492	163	22.158	195	35.420	206	216	13	1:24.620	28.189	164	21.534	200	34.897	208	216
5	1:25.626	28.447	162	21.990	198	35.189	208	213	14	1:24.985	28.140	164	21.747	199	35.098	209	214
6	1:25.411	28.450	164	21.918	198	35.043	208	214	15	1:32.911	28.579	163	22.006	197	42.326		215
7	1:24.991	28.265	165	21.706	198	35.020	209	215	16	4:02.804	3:05.791	163	21.972	197	35.041	210	
8	1:32.515	28.227	164	21.883	197	42.405		216	17	1:25.767	28.216	164	22.280	198	35.271	207	218
9	4:12.131	3:13.700	161	22.743	194	35.688	208										

27	Nielsen, DNK								theoretical besttime: 1:23.293								
1	2:43.278	1:26.223	154	25.486	188	51.569			10	1:24.955	28.144	163	21.656	198	35.155	208	215
2	2:18.286	1:18.961	159	22.407	193	36.918	206		11	1:24.104	27.722	164	21.290	201	35.092	208	215
3	1:24.979	28.367	163	21.681	197	34.931	207	214	12	1:23.457	27.600	164	21.248	200	34.609	208	214
4	1:24.249	27.962	164	21.513	197	34.774	208	213	13	1:23.478	27.477	165	21.299	197	34.702	209	215
5	1:23.834	27.658	165	21.411	198	34.765	208	214	14	1:23.479	27.499	166	21.328	199	34.652	210	216
6	1:23.820	27.694	165	21.431	198	34.695	208	215	15	1:35.078	32.698	116	26.149	161	36.231	209	217
7	1:30.537	27.871	164	22.216	195	40.450		216	16	1:23.414	27.494	165	21.352	198	34.568	209	216
8	5:43.332	4:44.864	155	22.907	191	35.561	205		17	1:31.857	29.162	164	21.552	196	41.143		217
9	1:27.350	28.650	161	23.318	193	35.382	208	210									

28	Schramm, DEU								theoretical besttime: 1:23.078								
1	2:19.101	1:00.159	125	26.391	174	52.551			10	1:23.525	27.751	164	21.162	198	34.612	207	215
2	1:58.474	1:00.417	162	22.232	197	35.825	208		11	1:23.427	27.630	164	21.134	201	34.663	208	214
3	1:24.465	28.195	163	21.486	198	34.784	209	215	12	1:23.567	27.604	165	21.308	198	34.655	208	214
4	1:24.149	27.921	164	21.460	197	34.768	208	216	13	1:23.591	27.502	165	21.419	197	34.670	208	214
5	1:23.991	27.683	165	21.517	198	34.791	209	214	14	1:23.396	27.430	166	21.318	198	34.648	209	215
6	1:23.859	27.711	165	21.426	199	34.722	210	215	15	1:23.354	27.396	166	21.410	197	34.548	209	216
7	2:31.443	27.574	166	21.408	199	1:42.461		216	16	1:31.559	29.347	135	25.451	163	36.761	209	217
8	5:44.235	4:45.414	153	23.152	193	35.669	206		17	1:23.469	27.518	165	21.345	197	34.606	208	216
9	1:25.005	28.306	162	21.640	197	35.059	208	214									

33	Aberdein, DEU								theoretical besttime: 1:23.741								
1	1:31.992	28.535	150	23.168	164	40.289			9	1:24.198	27.792	164	21.443	201	34.963	208	215
2	1:48.687	51.600	163	22.004	196	35.083	209		10	1:24.532	28.270	165	21.530	201	34.732	210	216
3	1:32.782	30.327	99	26.882	195	35.573	208	218	11	1:23.899	27.745	165	21.473	200	34.681	209	216
4	1:24.765	28.125	165	21.637	199	35.003	208	214	12	1:24.123	27.882	166	21.499	199	34.742	209	217
5	1:27.769	28.313	164	21.804	198	37.652		214	13	1:29.286	28.050	164	25.784	155	35.452	211	217
6	9:01.671	7:59.322	135	24.617	161	37.732	180		14	1:23.972	27.707	166	21.495	200	34.770	211	215
7	1:35.521	30.164	142	26.086	145	39.271	158	175	15	1:25.220	27.625	166	21.435	199	36.160	211	217
8	1:29.066	30.592	165	21.878	189	36.596	209	157	16	1:24.552	27.995	166	21.446	198	35.111	210	216

44	Vips, ITA								theoretical besttime: 1:23.280								
1	2:50.014	1:30.616	160	22.927	189	56.471			10	1:23.694	27.683	165	21.373	199	34.638	209	216
2	2:21.612	1:24.340	162	22.098	196	35.174	208		11	1:23.562	27.730	165	21.286	199	34.546	209	215
3	1:25.105	28.162	164	21.684	198	35.259	207	215	12	1:38.614	36.301	125	27.101	196	35.212	210	199
4	1:24.384	28.147	165	21.500	198	34.737	210	214	13	1:24.310	27.666	166	21.616	198	35.028	206	215
5	1:23.893	27.741	165	21.489	200	34.663	212	218	14	1:24.097	27.866	166	21.388	198	34.843	212	213
6	1:32.004	27.890	166	21.505	197	42.609		219	15	1:23.315	27.501	166	21.253	201	34.561	213	218
7	5:43.500	4:37.165	160	24.130	191	42.205	206		16	1:25.883	27.599	166	21.446	200	36.838	169	219
8	1:26.470	29.422	163	22.061	197	34.987	207	209	17	1:46.249	36.516	92	25.985	189	43.748		166
9	1:23.703	27.830	164	21.347	198	34.526	210	214									



ADAC Formel 4

Sector List Free Practice 2



Provisional

DMSB Reg. Nr.: 142/17



Lausitzring, Length: 3478m
Air temperature: 31.55°C
Track temperature: 19.36°C
Weather condition: Dry

Friday, May 19, 2017 12:50:00

Lap	Time	SE1	SP1	SE2	SP2	SE3	SP3	TSP	Lap	Time	SE1	SP1	SE2	SP2	SE3	SP3	TSP
68	Correa, ITA								theoretical besttime: 1:23.271								
1	2:40.478	1:20.775	155	23.016	184	56.687			10	1:30.723	31.977	162	23.318	152	35.428	208	155
2	2:27.908	1:06.880	138	30.078	150	50.950	201		11	1:24.100	27.914	163	21.549	199	34.637	210	215
3	1:26.573	29.215	162	22.026	194	35.332	206	208	12	1:23.947	28.017	165	21.238	202	34.692	214	216
4	1:25.029	28.373	163	21.673	197	34.983	209	211	13	1:23.798	27.963	165	21.284	199	34.551	210	219
5	1:24.248	28.029	164	21.542	199	34.677	210	214	14	1:23.611	27.749	166	21.340	198	34.522	211	216
6	1:24.199	27.986	165	21.471	198	34.742	208	216	15	1:23.346	27.526	166	21.313	200	34.507	213	217
7	1:24.741	27.959	165	21.913	198	34.869	208	216	16	1:27.645	29.804	139	22.826	197	35.015	210	219
8	1:27.396	27.856	164	21.460	198	38.080		215	17	1:25.685	27.666	165	21.283	198	36.736	210	217
9	4:37.796	3:29.405	123	25.955	100	42.436	155		18	1:23.548	27.701	166	21.261	200	34.586	211	217

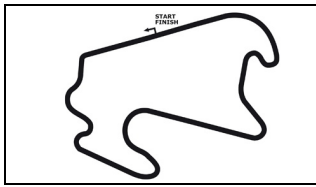
79	Malukas, LTU								theoretical besttime: 1:24.227								
1	1:33.978	32.858	134	24.006	175	37.114	196		9	1:25.198	28.385	162	21.657	198	35.156	208	211
2	1:28.568	30.343	156	22.455	192	35.770	206	194	10	1:24.796	28.277	163	21.557	200	34.962	208	215
3	1:26.357	28.980	162	21.960	195	35.417	208	212	11	1:24.443	28.193	165	21.358	197	34.892	211	214
4	1:25.478	28.521	163	21.727	199	35.230	210	214	12	1:24.784	28.195	165	21.526	197	35.063	208	214
5	1:31.032	28.510	164	22.794	198	39.728		217	13	1:30.263	28.281	165	24.184	157	37.798	208	214
6	9:43.289	8:38.899	120	26.528	161	37.862	198		14	1:24.755	28.053	164	21.662	197	35.040	209	215
7	1:27.758	29.876	156	22.380	187	35.502	204	196	15	1:34.394	27.977	165	21.603	197	44.814	199	215
8	1:29.210	31.533	149	22.098	197	35.579	208	212									

80	Estner, DEU								theoretical besttime: 1:23.582								
1	1:37.238	35.972	140	24.527	149	36.739	189		10	1:24.587	28.197	164	21.451	198	34.939	209	214
2	1:29.543	30.242	146	23.376	177	35.925	209	181	11	1:23.914	27.916	165	21.385	200	34.613	209	217
3	1:25.464	28.568	164	21.756	198	35.140	209	216	12	1:32.553	29.724	107	27.438	176	35.391	208	217
4	1:24.846	28.095	164	21.664	198	35.087	209	217	13	1:24.261	27.914	165	21.541	200	34.806	210	215
5	1:24.804	28.181	165	21.672	197	34.951	209	216	14	1:24.132	27.816	166	21.372	200	34.944	210	217
6	1:24.547	28.230	165	21.549	198	34.768	210	216	15	1:23.734	27.744	165	21.370	199	34.620	211	217
7	1:27.500	28.020	165	21.336	200	38.144		217	16	1:23.626	27.667	166	21.380	199	34.579	212	217
8	6:18.623	5:18.690	158	23.247	175	36.686	185		17	1:25.151	27.736	166	21.677	198	35.738	210	219
9	1:28.814	31.688	162	22.050	194	35.076	207	170	18	1:23.870	27.695	166	21.469	198	34.706	209	217

81	Waldherr, DEU								theoretical besttime: 1:23.822								
1	1:58.049	43.025	110	28.777	137	46.247	162		10	1:25.068	28.624	164	21.495	197	34.949	210	213
2	1:46.029	34.812	131	28.661	134	42.556	173	163	11	1:24.226	27.829	165	21.482	199	34.915	209	216
3	1:35.021	34.791	116	24.213	194	36.017	206	176	12	1:23.986	27.856	165	21.300	200	34.830	210	216
4	1:25.734	28.685	163	21.918	196	35.131	206	212	13	1:25.321	28.948	164	21.440	198	34.933	208	216
5	1:24.712	28.304	164	21.548	198	34.860	209	213	14	1:24.086	27.827	166	21.413	196	34.846	209	215
6	1:24.426	27.948	166	21.476	199	35.002	212	215	15	1:23.903	27.730	166	21.375	196	34.798	210	216
7	1:28.542	28.831	166	21.403	199	38.308		218	16	1:24.068	27.825	165	21.451	197	34.792	211	216
8	5:28.651	4:26.671	135	24.832	163	37.148	205		17	1:24.126	27.777	166	21.550	197	34.799	210	217
9	1:25.724	28.698	163	21.876	196	35.150	206	211	18	1:30.756	27.816	166	22.622	157	40.318	198	217

83	Moreira-Laliberte, CHE								theoretical besttime: 1:23.056								
1	1:36.513	36.562	158	23.701	190	36.250	203		10	1:23.682	27.875	165	21.288	200	34.519	213	217
2	1:28.597	29.584	152	23.423	195	35.590	209	211	11	1:23.216	27.475	166	21.333	202	34.408	211	219
3	1:25.118	28.433	164	21.727	199	34.958	210	214	12	1:23.493	27.770	165	21.305	201	34.418	211	219
4	1:24.515	28.046	166	21.618	201	34.851	213	217	13	1:27.903	28.368	159	24.133	194	35.402	210	218
5	1:25.262	28.330	167	21.923	198	35.009	211	221	14	1:23.221	27.476	167	21.240	199	34.505	210	217
6	1:32.724	27.755	166	24.344	163	40.625		219	15	1:23.405	27.408	167	21.319	199	34.678	211	217
7	6:13.288	5:14.235	159	23.145	192	35.908	208		16	1:23.576	27.474	166	21.529	199	34.573	212	217
8	1:27.014	28.565	165	22.374	198	36.075	173	214	17	1:23.689	27.753	165	21.386	200	34.550	211	218
9	1:30.780	33.339	158	22.603	196	34.838	209	177	18	1:35.348	33.057	161	21.870	198	40.421		218

98	Piro, DEU								theoretical besttime: 1:23.652								
1	2:00.812	44.798	101	28.618	144	47.396			10	2:26.131	27.724	165	21.689	197	1:36.718		218
2	2:20.951	1:16.788	154	27.072	190	37.091	208		11	3:11.354	2:08.832	159	24.321	128	38.201	209	
3	1:29.492	30.674	143	23.345	194	35.473	209	214	12	1:24.362	28.066	164	21.546	200	34.750	210	216
4	1:24.817	28.239	165	21.687	199	34.891	210	216	13	1:26.773	27.773	166	21.401	201	37.599	210	217
5	1:24.191	27.863	165	21.583	200	34.745	211	217	14	1:24.038	27.773	166	21.412	200	34.853	210	217
6	1:25.028	27.740	167	22.023	193	35.265	212	217	15	1:23.862	27.616	166	21.432	200	34.814	211	217



ADAC Formel 4

Sector List Free Practice 2



Provisional

DMSB Reg. Nr.: 142/17



Lausitzring, Length: 3478m
 Air temperature: 31.55°C
 Track temperature: 19.36°C
 Weather condition: Dry

Friday, May 19, 2017 12:50:00

Lap	Time	SE1	SP1	SE2	SP2	SE3	SP3	TSP	Lap	Time	SE1	SP1	SE2	SP2	SE3	SP3	TSP
7	1:24.270	27.866	166	21.565	200	34.839	210	218	16	1:42.708	33.340	77	30.972	114	38.396	212	218
8	1:24.147	27.820	165	21.545	198	34.782	211	217	17	1:36.051	27.722	165	22.470	150	45.859		218
9	1:23.928	27.783	165	21.510	198	34.635	212	217									

99 Weerts, BEL

theoretical besttime: 1:24.326

1	1:28.752	29.200	154	23.095	171	36.457	201		10	1:24.840	28.192	164	21.714	199	34.934	210	216
2	1:27.784	29.355	157	22.752	168	35.677	208	209	11	1:24.567	27.932	163	21.739	199	34.896	210	217
3	1:25.969	28.643	159	22.050	198	35.276	208	214	12	1:27.192	27.853	165	21.783	200	37.556	209	217
4	1:26.354	29.360	158	21.833	199	35.161	209	217	13	1:47.102	27.940	166	29.238	59	49.924	208	215
5	1:24.921	28.233	164	21.742	198	34.946	208	216	14	1:37.610	34.584	99	27.112	142	35.914	211	214
6	1:24.624	28.102	165	21.595	200	34.927	208	214	15	1:24.433	27.835	165	21.636	200	34.962	210	217
7	1:32.081	28.017	165	21.706	199	42.358		215	16	1:31.501	28.084	165	24.392	189	39.025		220
8	6:54.624	5:52.860	143	24.843	164	36.921	193		17	1:58.924	56.881	164	22.506	178	39.537		
9	1:26.845	29.377	156	22.249	183	35.219	209	195									