

ADAC GT Masters

Result List Free Practice Trophy



Provisional

DMSB Reg. Nr.: 141/17

Lausitzring, Length: 3478m
Air temperature: 30.89°C
Track temperature: 19.13°C
Weather condition: Dry

Friday, May 19, 2017 12:05:00

started : 15 classified : 15 not classified : 0

	Drivers	Team	Car	Lap	Best Time	Gap	Diff	Kph	Day Time
1	21 L.Stolz(DEU)(J) /L.Ludwig(DEU)	Mercedes-AMG Team(DEU)	Mercedes-AMG GT3	15	1:22.583			151.6	12:34:27
2	25 M.Ortmann(DEU)(J) /F.Stippler(DEU)	BWT Mücke Motorsport(DEU)	Audi R8 LMS	16	1:23.304	0.721	0.721	150.3	12:32:44
3	48 I.Dontje(NLD)(J) /M.Kirchhöfer(DEU)	Mercedes-AMG Team HTP Motorsport(L)	Mercedes-AMG GT3	13	1:23.490	0.907	0.186	149.9	12:34:17
4	63 R.Ineichen(CHE)(T) /C.Engelhart(DEU)	GRT Grasser-Racing-Team(AUT)	Lamborghini Huracan GT3	2	1:23.541	0.958	0.051	149.8	12:14:34
5	19 E.Perez Companc(ARG)(J) /M.Bortolotti(ITA)	GRT Grasser-Racing-Team(AUT)	Lamborghini Huracan GT3	13	1:23.617	1.034	0.076	149.7	12:34:48
6	4 D.Marschall(DEU)(J) /P.Niederhauser(CHE)	Aust Motorsport(DEU)	Audi R8 LMS	5	1:23.830	1.247	0.213	149.3	12:18:53
7	77 J.Gounon(FRA)(J) /D.Keilwitz(DEU)	Callaway Competition(DEU)	Corvette C7 GT3	7	1:23.853	1.270	0.023	149.3	12:32:19
8	84 P.Assenheimer(DEU)(J) /M.Götz(DEU)	Mercedes-AMG Team HTP Motorsport(L)	Mercedes-AMG GT3	17	1:23.980	1.397	0.127	149.0	12:34:42
9	9 C.Höher(AUT)(J) /E.Erhart(DEU)	Audi Sport racing academy(DEU)	Audi R8 LMS	16	1:24.085	1.502	0.105	148.9	12:34:12
10	20 N.Sylvest(DNK)(J)/ N.Rogivue(CHE)(J)	Mercedes-AMG Team(DEU)	Mercedes-AMG GT3	15	1:24.217	1.634	0.132	148.6	12:36:23
11	42 R.Collard(GBR)(J) /P.Eng(AUT)	BMW Team Schnitzer(DEU)	BMW M6 GT3	11	1:24.220	1.637	0.003	148.6	12:32:10
12	2 J.Schmidt(CHE)(J) /C.Haase(DEU)	Montaplast by Land-Motorsport(DEU)	Audi R8 LMS	17	1:24.248	1.665	0.028	148.6	12:35:24
13	8 M.Ahlin-Kottulinsky(SWE)(J)/ R.Feller(CHE)(J)	Audi Sport racing academy(DEU)	Audi R8 LMS	15	1:24.656	2.073	0.408	147.9	12:29:37
14	22 R.Lips(CHE)(T)/ P.Huisman(NLD)(T)	MRS GT-Racing(DEU)	Nissan GT-R NISMO GT3	15	1:24.737	2.154	0.081	147.7	12:35:28
15	66 J.Judek(DEU)(J)/ E.Lindholm(FIN)(J)	ADAC Niedersachsen/Sachsen-Anhalte	Lamborghini Huracan GT3	17	1:25.939	3.356	1.202	145.6	12:36:00

Subject to final scrutineering!

Publication time:

Clerk of the Course: Horst Seidel

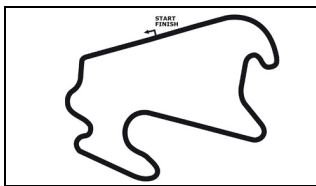
Timekeeper: Steffen Ruhl

ver: 1.0

www.adac.de/motorsport

Page 1/ 1 printed: 19.5.2017 12:39

CERTINA
S W I S S W A T C H E S



ADAC GT Masters

Sector List Free Practice Trophy



Provisional

DMSB Reg. Nr.: 141/17

Lausitzring, Length: 3478m
Air temperature: 30.89°C
Track temperature: 19.13°C
Weather condition: Dry

Friday, May 19, 2017 12:05:00

Lap	Time	SE1	SP1	SE2	SP2	SE3	SP3	TSP	Lap	Time	SE1	SP1	SE2	SP2	SE3	SP3	TSP
2 Schmidt, CHE / Haase, DEU									theoretical besttime: 1:24.012								
1	3:12.941	2:09.672	136	26.932	166	36.337	227		10	1:24.908	28.826	174	21.638	217	34.444	235	245
2	1:27.463	29.484	172	22.793	211	35.186	233	239	11	1:24.679	28.170	174	22.085	216	34.424	236	245
3	1:28.780	31.167	168	22.511	214	35.102	233	243	12	1:28.160	28.339	174	22.111	216	37.710		245
4	1:24.813	28.613	174	21.740	217	34.460	235	243	13	4:08.583	3:12.036	173	21.932	216	34.615	236	
5	1:24.568	28.317	173	21.780	216	34.471	236	245	14	1:24.400	28.417	173	21.709	216	34.274	235	245
6	1:24.337	28.273	174	21.700	214	34.364	234	246	15	1:24.568	28.279	175	21.839	216	34.450	234	245
7	1:24.347	28.100	173	21.752	215	34.495	236	244	16	1:24.335	28.173	175	21.670	215	34.492	236	245
8	1:29.411	28.357	173	22.464	214	38.590		245	17	1:24.248	28.146	175	21.780	216	34.322	236	245
9	3:03.355	2:06.514	172	22.089	215	34.752	234										

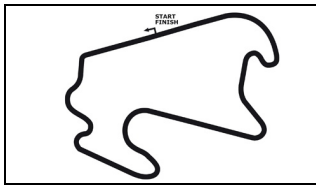
4 Marschall, DEU / Niederhauser, CHE									theoretical besttime: 1:23.725								
1	7:42.399					7:42.399			5	1:23.830	28.194	174	21.524	218	34.112	235	245
2	1:54.634	49.227	140	26.421	151	38.986	213		6	1:28.264	28.089	174	21.627	217	38.548	236	245
3	1:27.390	29.674	171	22.706	190	35.010	235	212	7	1:24.795	28.515	173	21.815	217	34.465	236	245
4	1:24.482	28.465	173	21.753	217	34.264	234	244	8		29.666	169	23.492	163			245

8 Ahlin-Kottulinsky, SWE / Feller, CHE									theoretical besttime: 1:24.647								
1	3:09.647	2:01.221	166	26.595	145	41.831	151		10	2:36.958	1:39.222	161	22.715	213	35.021	236	
2	1:32.854	34.089	171	23.135	207	35.630	234	182	11	1:26.183	29.071	174	22.176	216	34.936	236	246
3	1:27.473	29.911	174	22.605	213	34.957	235	245	12	1:25.865	28.936	175	22.221	215	34.708	236	247
4	1:26.855	28.721	175	21.915	217	36.219	236	246	13	1:25.220	28.727	175	22.027	214	34.466	236	245
5	1:25.867	28.616	174	22.127	214	35.124	236	246	14	1:25.299	28.525	175	22.194	217	34.580	237	246
6	1:25.296	28.417	174	21.944	216	34.935	237	246	15	1:24.656	28.328	175	21.885	217	34.443	237	247
7	1:25.153	28.509	174	21.902	217	34.742	236	247	16	1:24.786	28.323	175	21.970	216	34.493	237	247
8	1:25.196	28.544	174	21.881	216	34.771	236	246	17	1:28.429	28.512	173	21.910	214	38.007		247
9	1:34.506	28.492	174	22.564	215	43.450		244									

9 Höher, AUT / Erhart, DEU									theoretical besttime: 1:23.929								
1	2:50.975	1:51.986	168	23.418	212	35.571	234		10	1:27.856	29.158	171	23.417	213	35.281	235	245
2	1:25.680	28.743	174	22.176	215	34.761	235	243	11	1:24.915	28.316	175	22.017	215	34.582	237	245
3	1:25.748	28.717	174	22.177	214	34.854	235	244	12	1:38.686	40.511	166	23.224	214	34.951	238	247
4	1:25.451	28.638	175	21.987	217	34.826	238	245	13	1:26.464	28.625	176	21.876	216	35.963	237	247
5	1:25.234	28.533	175	21.865	216	34.836	237	247	14	1:25.333	28.757	173	22.036	217	34.540	237	247
6	1:29.593	28.526	175	22.257	216	38.810	237	247	15	1:24.221	28.111	175	21.751	216	34.359	237	247
7	1:28.419	28.555	175	22.092	216	37.772		247	16	1:24.085	27.925	175	21.773	216	34.387	237	247
8	6:00.920	4:59.862	164	23.902	174	37.156	234		17	1:26.903	28.014	176	21.645	217	37.244		247
9	1:28.101	30.485	173	22.350	211	35.266	235	244									

19 Perez Companc, ARG / Bortolotti, ITA									theoretical besttime: 1:23.407								
1	9:18.553	8:17.746	166	24.579	209	36.228	236		8	1:27.810	28.790	176	21.717	219	37.303		248
2	1:32.288	29.153	175	22.197	213	40.938		244	9	2:59.209	2:03.017	176	21.873	216	34.319	239	
3	3:15.089	2:16.929	171	23.252	209	34.908	236		10	1:23.835	28.306	177	21.661	219	33.868	240	247
4	1:25.334	28.857	174	22.118	220	34.359	238	246	11	1:23.994	28.264	178	21.659	218	34.071	239	249
5	1:24.093	28.260	178	21.839	219	33.994	241	249	12	1:26.362	30.257	171	21.928	219	34.177	239	250
6	1:24.226	28.256	177	21.759	218	34.211	240	250	13	1:23.617	28.294	176	21.477	222	33.846	239	247
7	1:23.903	28.118	178	21.662	219	34.123	237	249	14	1:23.775	28.084	178	21.751	220	33.940	241	248

20 Sylvest, DNK / Rogivue, CHE									theoretical besttime: 1:24.217								
1	5:37.698	4:35.135	152	25.402	204	37.161	229		9	1:26.004	29.106	172	22.196	216	34.702	236	246
2	1:27.860	30.168	171	22.564	214	35.128	235	238	10	1:25.046	28.495	176	21.893	217	34.658	236	245
3	1:25.749	28.780	175	21.879	217	35.090	236	244	11	1:25.468	28.864	172	21.889	217	34.715	236	246
4	1:40.698	41.969	174	23.357	212	35.372	236	245	12	1:27.425	28.705	175	21.906	217	36.814		245
5	1:25.476	28.530	175	22.052	215	34.894	235	246	13	4:35.776	3:39.081	175	21.985	214	34.710	236	
6	1:28.795	28.651	176	21.997	217	38.147		245	14	1:24.910	28.447	177	21.940	216	34.523	237	246
7	3:42.479	2:44.310	176	22.320	211	35.849	237		15	1:24.217	28.365	177	21.790	217	34.062	239	247
8	1:25.313	28.789	175	21.904	217	34.620	237	247									



ADAC GT Masters

Sector List Free Practice Trophy



Provisional

DMSB Reg. Nr.: 141/17

Lausitzring, Length: 3478m
Air temperature: 30.89°C
Track temperature: 19.13°C
Weather condition: Dry

Friday, May 19, 2017 12:05:00

Lap	Time	SE1	SP1	SE2	SP2	SE3	SP3	TSP	Lap	Time	SE1	SP1	SE2	SP2	SE3	SP3	TSP
21	Stolz, DEU / Ludwig, DEU								theoretical besttime: 1:22.583								
1	6:14.395	5:14.277	165	23.480	170	36.638	236		9	4:40.118	3:40.814	172	22.951	204	36.353	236	
2	1:27.794	30.005	177	22.097	210	35.692	234	220	10	1:25.167	29.075	177	21.833	217	34.259	237	245
3	1:33.045	31.978	153	24.464	191	36.603	237	233	11	1:23.091	27.839	179	21.303	221	33.949	239	247
4	1:25.532	29.129	175	21.975	217	34.428	240	247	12	1:28.838	29.014	176	23.004	186	36.820	238	249
5	1:23.867	28.114	177	21.607	221	34.146	238	248	13	1:23.390	28.122	177	21.310	221	33.958	239	248
6	1:23.792	28.096	178	21.575	221	34.121	238	248	14	1:23.601	28.548	177	21.274	221	33.779	239	249
7	1:24.044	28.187	175	21.633	220	34.224	236	247	15	1:22.583	27.601	179	21.271	220	33.711	239	248
8	1:27.839	28.121	177	21.552	220	38.166		247	16	1:31.168	29.512	165	22.543	204	39.113		248

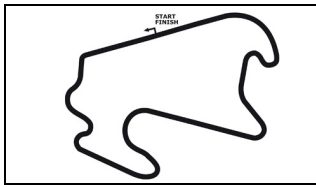
Lap	Time	SE1	SP1	SE2	SP2	SE3	SP3	TSP	Lap	Time	SE1	SP1	SE2	SP2	SE3	SP3	TSP
22	Lips, CHE / Huisman, NLD								theoretical besttime: 1:24.659								
1	7:24.003					7:24.003			9	3:35.841	29.190	171	22.777	216	2:43.874		253
2	1:53.762	46.530	167	25.085	173	42.147	194		10	1:48.062	50.152	172	22.557	218	35.353	240	
3	1:31.078	32.282	174	23.116	217	35.680	242	191	11	1:25.834	29.033	177	22.275	218	34.526	243	249
4	1:26.284	29.030	175	22.486	220	34.768	242	251	12	1:25.086	28.749	176	22.057	220	34.280	243	252
5	1:25.541	28.746	177	22.236	219	34.559	241	250	13	1:24.894	28.517	176	22.016	220	34.361	242	251
6	1:25.750	28.836	176	22.276	220	34.638	243	249	14	1:25.356	28.599	176	22.185	219	34.572	243	250
7	1:26.337	29.461	176	22.180	221	34.696	244	251	15	1:24.737	28.438	176	22.094	221	34.205	242	251
8	1:25.872	28.751	177	22.291	220	34.830	244	252									

Lap	Time	SE1	SP1	SE2	SP2	SE3	SP3	TSP	Lap	Time	SE1	SP1	SE2	SP2	SE3	SP3	TSP
25	Ortmann, DEU / Stippler, DEU								theoretical besttime: 1:23.036								
1	4:47.939	3:51.164	172	22.256	211	34.519	235		10	1:23.974	28.216	175	21.612	218	34.146	237	247
2	1:24.969	28.441	175	22.034	215	34.494	237	244	11	1:24.166	28.157	175	21.926	212	34.083	237	247
3	1:24.723	28.556	175	21.781	218	34.386	238	246	12	1:23.500	28.185	176	21.439	219	33.876	237	246
4	1:25.532	28.435	175	21.898	217	35.199	238	248	13	1:24.404	28.090	175	22.137	212	34.177	238	247
5	1:30.104	28.688	175	24.735	155	36.681	237	249	14	1:24.024	28.017	177	21.653	218	34.354	237	248
6	1:24.483	28.489	175	21.797	217	34.197	236	247	15	1:23.477	28.016	176	21.625	217	33.836	238	247
7	1:27.025	28.498	175	21.708	218	36.819		247	16	1:23.304	27.761	177	21.575	218	33.968	238	248
8	3:06.065	2:05.927	151	24.310	211	35.828	235		17	1:27.041	27.765	177	21.527	218	37.749		247
9	1:26.119	29.172	174	22.129	214	34.818	237	244									

Lap	Time	SE1	SP1	SE2	SP2	SE3	SP3	TSP	Lap	Time	SE1	SP1	SE2	SP2	SE3	SP3	TSP
42	Collard, GBR / Eng, AUT								theoretical besttime: 1:24.220								
1	9:44.513	8:44.304	147	24.335	206	35.874	224		8	1:25.355	28.628	175	22.112	217	34.615	238	248
2	1:26.766	29.545	174	22.244	213	34.977	234	225	9	1:24.801	28.550	175	21.806	217	34.445	238	247
3	1:25.566	28.936	172	22.084	215	34.546	237	244	10	1:24.714	28.393	175	21.822	217	34.499	237	248
4	1:26.861	30.074	174	22.065	216	34.722	238	248	11	1:24.220	28.367	175	21.573	218	34.280	236	248
5	1:25.699	29.213	173	21.973	218	34.513	238	247	12	1:24.724	28.427	175	21.674	219	34.623	239	247
6	1:28.275	29.090	175	21.847	218	37.338		249	13	1:44.753	48.046	174	22.346	216	34.361	239	249
7	4:33.454	3:36.391	174	22.163	217	34.900	237										

Lap	Time	SE1	SP1	SE2	SP2	SE3	SP3	TSP	Lap	Time	SE1	SP1	SE2	SP2	SE3	SP3	TSP
48	Dontje, NLD / Kirchhöfer, DEU								theoretical besttime: 1:23.370								
1	6:18.121	5:14.892	133	25.970	171	37.259	232		8	1:24.062	28.411	175	21.622	218	34.029	236	247
2	1:26.985	29.517	173	22.065	214	35.403	235	241	9	1:23.878	28.072	176	21.593	219	34.213	235	246
3	1:27.595	29.679	153	22.812	212	35.104	235	244	10	1:26.138	28.180	176	21.663	218	36.295		246
4	1:24.130	28.206	175	21.720	217	34.204	236	245	11	5:05.837	4:04.944	148	22.246	216	38.647	236	
5	1:23.923	28.225	176	21.574	219	34.124	235	246	12	1:23.875	28.131	175	21.758	217	33.986	236	245
6	1:26.537	28.283	175	21.689	218	36.565		247	13	1:23.490	27.876	176	21.526	218	34.088	236	246
7	3:42.545	2:46.637	175	21.649	217	34.259	237		14	1:23.534	27.872	176	21.690	218	33.972	237	246

Lap	Time	SE1	SP1	SE2	SP2	SE3	SP3	TSP	Lap	Time	SE1	SP1	SE2	SP2	SE3	SP3	TSP
63	Ineichen, CHE / Engelhart, DEU								theoretical besttime: 1:23.404								
1	8:10.266	7:12.724	171	22.797	215	34.745	236		7	1:23.601	27.960	178	21.681	222	33.960	242	250
2	1:23.541	27.995	178	21.568	220	33.978	240	244	8	1:26.849	28.481	177	23.942	214	34.426	242	250
3	1:34.882	28.219	176	27.217	175	39.446	240	249	9	1:26.614	28.282	177	21.650	220	36.682		250
4	1:24.240	28.413	176	21.921	220	33.906	240	249	10	4:41.568	3:42.248	176	22.018	219	37.302		
5	1:23.732	28.075	178	21.781	218	33.876	240	249	11	2:22.535	1:22.714	173	22.012	216	37.809		
6	1:30.322	28.025	176	28.407	216	33.890	240	249	12	2:21.721	1:22.375	175	21.810	218	37.536		



ADAC GT Masters

Sector List Free Practice Trophy



Provisional

Lausitzring, Length: 3478m
 Air temperature: 30.89°C
 Track temperature: 19.13°C
 Weather condition: Dry

DMSB Reg. Nr.: 141/17

Friday, May 19, 2017 12:05:00

Lap	Time	SE1	SP1	SE2	SP2	SE3	SP3	TSP	Lap	Time	SE1	SP1	SE2	SP2	SE3	SP3	TSP
66	Judek, DEU / Lindholm, FIN								theoretical besttime: 1:25.645								
1	5:34.082	4:31.562	166	24.943	207	37.577	232		10	1:26.888	29.186	172	22.463	215	35.239	236	247
2	1:28.973	30.202	171	22.849	211	35.922	234	241	11	1:31.859	29.269	172	22.961	213	39.629		246
3	1:28.047	29.697	172	22.690	213	35.660	236	244	12	3:33.242	2:35.385	172	22.823	215	35.034	236	
4	1:28.129	29.780	172	22.627	212	35.722	236	245	13	1:26.179	29.015	174	22.222	215	34.942	237	245
5	1:27.390	29.442	172	22.542	214	35.406	234	245	14	1:27.218	28.734	174	23.317	209	35.167	236	246
6	1:27.785	29.422	172	22.743	213	35.620	235	245	15	1:27.618	30.272	173	22.196	216	35.150	237	246
7	1:27.415	29.395	173	22.613	214	35.407	236	244	16	1:26.025	28.584	175	22.278	216	35.163	237	246
8	1:26.800	28.819	172	22.483	216	35.498	236	245	17	1:25.939	28.793	173	22.281	217	34.865	237	246
9	1:26.647	29.129	173	22.384	215	35.134	237	245									

77	Gounon, FRA / Keilwitz, DEU								theoretical besttime: 1:23.740								
1	18:29.250					18:29.250			6	1:24.165	28.529	180	21.727	221	33.909	241	251
2	1:45.761	45.906	155	24.039	201	35.816	234		7	1:23.853	28.344	179	21.618	221	33.891	246	250
3	1:24.260	28.598	179	21.623	220	34.039	241	249	8	1:24.933	28.335	178	21.844	216	34.754	237	247
4	1:27.567	30.070	146	23.008	208	34.489	242	245	9	1:23.903	28.279	179	21.570	221	34.054	242	249
5	1:24.139	28.544	179	21.601	222	33.994	238	249									

84	Assenheimer, DEU / Götz, DEU								theoretical besttime: 1:23.720								
1	5:14.585	4:15.360	166	23.634	211	35.591	233		10	1:25.017	28.801	177	21.971	219	34.245	237	248
2	1:26.297	29.343	175	22.202	216	34.752	236	242	11	1:24.484	28.513	173	21.978	217	33.993	237	247
3	1:25.418	28.717	177	22.238	217	34.463	236	244	12	1:25.909	28.350	176	22.627	213	34.932	238	246
4	1:24.717	28.659	176	21.836	217	34.222	237	245	13	1:25.714	28.866	176	22.027	219	34.821	238	247
5	1:26.587	30.083	175	22.005	219	34.499	238	247	14	1:25.009	28.920	175	21.994	215	34.095	237	247
6	1:24.411	28.424	176	21.692	219	34.295	236	247	15	1:24.563	28.665	174	21.890	218	34.008	237	247
7	1:24.457	28.338	176	21.933	217	34.186	236	246	16	1:24.637	28.776	176	21.894	217	33.967	238	247
8	1:27.059	28.624	176	21.742	218	36.693		245	17	1:23.980	28.061	177	21.765	218	34.154	237	247
9	3:09.329	2:08.363	172	21.978	214	38.988	237		18	1:28.820	29.662	175	22.070	216	37.088		247