

ADAC Formel 4

Result List Free Practice 1



Provisional

DMSB Reg. Nr.: 142/17



Lausitzring, Length: 3478m
Air temperature: 28.38°C
Track temperature: 18.61°C
Weather condition: Dry

Friday, May 19, 2017 10:15:00

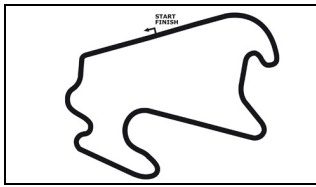
started : 24 classified : 24 not classified : 0

Nr.	Drivers	Team	Lap	Best Time	Gap	Diff	Kph	Day Time
Cl.	Car	Competitor						
1	28 K.Schramm(DEU) ADAC Formel 4 powered by Abarth	(T) US Racing(DEU) US Racing	14	1:24.099			148.8	10:45:04
2	1 F.Drugovich(ITA) ADAC Formel 4 powered by Abarth	(T) Van Amersfoort Racing(NLD) Van Amersfoort Racing	19	1:24.143	0.044	0.044	148.8	10:45:10
3	2 F.Vesti(DNK) ADAC Formel 4 powered by Abarth	Van Amersfoort Racing(NLD) Van Amersfoort Racing	18	1:24.369	0.270	0.226	148.4	10:45:14
4	18 J.Hanses(DEU) ADAC Formel 4 powered by Abarth	US Racing(DEU) US Racing	11	1:24.396	0.297	0.027	148.3	10:35:26
5	13 F.Scherer(CHE) ADAC Formel 4 powered by Abarth	US Racing(DEU) US Racing	12	1:24.552	0.453	0.156	148.0	10:39:19
6	27 N.Nielsen(DNK) ADAC Formel 4 powered by Abarth	(T) US Racing(DEU) US Racing	15	1:24.572	0.473	0.020	148.0	10:42:38
7	83 K.Moreira-Laliberte(CHE) ADAC Formel 4 powered by Abarth	(T) Van Amersfoort Racing(NLD) Van Amersfoort Racing	12	1:24.628	0.529	0.056	147.9	10:33:19
8	44 J.Vips(ITA) ADAC Formel 4 powered by Abarth	(T) Prema Powerteam SRL(ITA) Prema Powerteam SRL	17	1:24.644	0.545	0.016	147.9	10:44:44
9	68 J.Correa(ITA) ADAC Formel 4 powered by Abarth	Prema Powerteam SRL(ITA) Prema Powerteam SRL	18	1:24.717	0.618	0.073	147.7	10:45:21
10	33 J.Aberdein(DEU) ADAC Formel 4 powered by Abarth	(T) Motopark(DEU) Motopark	13	1:24.760	0.661	0.043	147.7	10:36:53
11	9 M.Armstrong(ITA) ADAC Formel 4 powered by Abarth	(T) Prema Powerteam SRL(ITA) Prema Powerteam SRL	15	1:24.768	0.669	0.008	147.7	10:40:39
12	4 S.Flörsch(DEU) ADAC Formel 4 powered by Abarth	(T) ADAC Berlin-Brandenburg e.V.(DEU) ADAC Berlin-Brandenburg e.V.	16	1:24.773	0.674	0.005	147.6	10:44:37
13	80 A.Estner(DEU) ADAC Formel 4 powered by Abarth	(T) Neuhauser Racing Team(AUT) Neuhauser Racing Team	17	1:24.808	0.709	0.035	147.6	10:45:31
14	7 O.Söderström(SWE) ADAC Formel 4 powered by Abarth	ADAC Berlin-Brandenburg e.V.(DEU) ADAC Berlin-Brandenburg e.V.	14	1:24.922	0.823	0.114	147.4	10:46:22
15	11 M.Wishofer(AUT) R ADAC Formel 4 powered by Abarth	(T) Lechner Racing(AUT) Lechner Racing	12	1:25.023	0.924	0.101	147.2	10:36:02
16	99 C.Weerts(BEL) R ADAC Formel 4 powered by Abarth	Motopark(DEU) Motopark	16	1:25.182	1.083	0.159	146.9	10:42:51
17	81 M.Waldherr(DEU) ADAC Formel 4 powered by Abarth	(T) Neuhauser Racing Team(AUT) Neuhauser Racing Team	17	1:25.242	1.143	0.060	146.8	10:44:23
18	79 D.Malukas(LTU) ADAC Formel 4 powered by Abarth	(T) Motopark(DEU) Motopark	16	1:25.281	1.182	0.039	146.8	10:43:05
19	5 L.Zendeli(DEU) ADAC Formel 4 powered by Abarth	(T) ADAC Berlin-Brandenburg e.V.(DEU) ADAC Berlin-Brandenburg e.V.	14	1:25.352	1.253	0.071	146.6	10:43:26
20	98 C.Piro(DEU) ADAC Formel 4 powered by Abarth	(T) Team Piro Sport Interdental(DEU) Team Piro Sport Interdental	19	1:25.673	1.574	0.321	146.1	10:46:15
21	10 R.Wagner(DEU) R ADAC Formel 4 powered by Abarth	(T) Lechner Racing(AUT) Lechner Racing	18	1:25.917	1.818	0.244	145.7	10:45:53
22	25 D.Ghattas(DEU) R ADAC Formel 4 powered by Abarth	(T) Team Piro Sport Interdental(DEU) Team Piro Sport Interdental	18	1:26.253	2.154	0.336	145.1	10:46:25
23	26 L.Heinrich(DEU) R ADAC Formel 4 powered by Abarth	(T) Laurin Heinrich(DEU) Laurin Heinrich	14	1:26.589	2.490	0.336	144.6	10:38:31
24	6 T.Beckhäuser(CZE) R ADAC Formel 4 powered by Abarth	ADAC Berlin-Brandenburg e.V.(DEU) ADAC Berlin-Brandenburg e.V.	7	1:29.477	5.378	2.888	139.9	10:30:42

Did not start

3 L.Gachot(GBR)
ADAC Formel 4 powered by Abarth

Van Amersfoort Racing(NLD)
Van Amersfoort Racing



ADAC Formel 4

Result List Free Practice 1



Provisional

DMSB Reg. Nr.: 142/17

Friday, May 19, 2017 10:15:00



Lausitzring, Length: 3478m
Air temperature: 28.38°C
Track temperature: 18.61°C
Weather condition: Dry

started : 24 classified : 24 not classified : 0

Nr. Drivers	Team	Lap	Best Time	Gap	Diff	Kph	Day Time
Cl. Car	Competitor						
42 L.Hoogenboom(NLD)	Motopark(DEU)						
ADAC Formel 4 powered by Abarth	Motopark						

T = nominated for the team classification

Subject to final scrutineering!

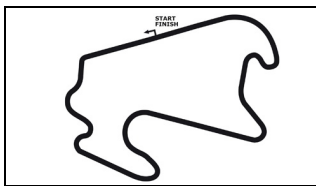
Publication time:	Clerk of the Course: Horst Seidel	Timekeeper: Steffen Ruhl
-------------------	-----------------------------------	--------------------------

ver: 1.0

www.adac.de/motorsport

Page 2/ 2 printed: 19.5.2017 10:46

CERTINA
S W I S S W A T C H E S



ADAC Formel 4

Sector List Free Practice 1



Provisional

DMSB Reg. Nr.: 142/17



Lausitzring, Length: 3478m
Air temperature: 28.38°C
Track temperature: 18.61°C
Weather condition: Dry

Friday, May 19, 2017 10:15:00

Lap	Time	SE1	SP1	SE2	SP2	SE3	SP3	TSP	Lap	Time	SE1	SP1	SE2	SP2	SE3	SP3	TSP
1 Drugovich, ITA									theoretical besttime: 1:24.056								
1	1:49.352	45.131	119	25.790	156	38.431	182		11	4:00.367	3:01.770	111	23.323	199	35.274	210	
2	1:28.894	30.578	162	22.584	183	35.732	210	176	12	1:24.735	28.255	167	21.639	199	34.841	210	217
3	1:26.565	29.230	164	21.901	199	35.434	211	216	13	1:24.205	28.019	166	21.416	200	34.770	211	217
4	1:25.784	28.504	164	21.959	199	35.321	211	218	14	1:24.750	28.180	164	21.614	200	34.956	211	218
5	1:25.547	28.642	165	21.757	200	35.148	211	218	15	1:31.493	31.258	142	25.206	181	35.029	210	214
6	1:25.764	28.868	164	21.660	200	35.236	210	218	16	1:24.265	27.915	166	21.415	200	34.935	211	217
7	1:24.878	28.260	165	21.619	200	34.999	210	217	17	1:25.023	28.135	166	21.577	198	35.311	211	217
8	1:25.196	28.654	165	21.526	201	35.016	210	217	18	1:24.320	28.146	165	21.389	201	34.785	210	217
9	1:24.731	28.213	166	21.456	201	35.062	212	217	19	1:24.143	27.935	166	21.371	201	34.837	211	217
10	1:29.708	29.317	167	21.578	201	38.813		218									

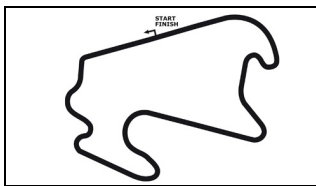
2 Vesti, DNK									theoretical besttime: 1:24.257								
1	1:35.554	33.411	138	24.616	165	37.527	188		10	1:29.525	28.477	165	21.861	199	39.187		217
2	1:29.054	30.413	162	22.802	194	35.839	207	192	11	4:22.396	3:25.132	165	21.980	198	35.284	209	
3	1:27.419	29.137	165	22.508	197	35.774	210	212	12	1:24.650	28.138	166	21.503	199	35.009	210	216
4	1:27.272	29.309	164	22.420	197	35.543	211	217	13	1:34.261	32.510	144	22.797	196	38.954		217
5	1:26.552	28.805	165	22.034	199	35.713	209	217	14	2:30.220	1:31.046	149	23.259	197	35.915	210	
6	1:26.512	28.581	166	21.982	200	35.949	212	217	15	1:24.439	28.053	165	21.552	201	34.834	211	217
7	1:29.443	32.122	164	22.018	199	35.303	210	220	16	1:24.988	28.129	166	21.739	200	35.120	211	219
8	1:26.055	28.381	166	22.130	200	35.544	212	217	17	1:24.816	28.047	165	21.771	200	34.998	209	217
9	1:26.206	29.087	165	21.829	198	35.290	209	220	18	1:24.369	27.933	166	21.615	200	34.821	211	216

4 Flörsch, DEU									theoretical besttime: 1:24.580								
1	1:59.351	48.221	107	26.552	137	44.578			10	1:28.933	28.424	165	21.859	201	38.650		216
2	5:14.278	4:14.985	138	23.231	173	36.062	205		11	3:32.369	2:28.831	101	27.843	176	35.695	210	
3	1:32.888	32.858	138	23.121	172	36.909	209	209	12	1:24.958	28.289	165	21.592	198	35.077	210	217
4	1:25.700	28.622	165	21.685	199	35.393	209	216	13	1:24.805	28.272	165	21.643	198	34.890	210	217
5	1:26.370	28.997	164	21.962	199	35.411	208	215	14	1:24.866	28.326	165	21.575	200	34.965	212	217
6	1:25.383	28.610	165	21.684	198	35.089	208	215	15	1:36.934	32.331	99	28.435	156	36.168	210	218
7	1:25.370	28.436	165	21.851	199	35.083	209	216	16	1:24.773	28.132	166	21.561	201	35.080	210	216
8	1:24.979	28.341	165	21.558	201	35.080	211	216	17	1:25.059	28.366	165	21.759	200	34.934	211	216
9	1:25.493	28.706	165	21.706	200	35.081	210	217									

5 Zendeli, DEU									theoretical besttime:								
1	6:53.564					6:53.564			9	4:08.694							
2	1:27.864								10	1:25.749							
3	1:29.279								11	1:25.855							
4	1:27.694								12	1:25.424							
5	1:26.630								13	1:25.440							
6	1:25.888								14	1:25.352							
7	1:25.526								15	1:26.474							
8	1:33.415																

6 Beckhäuser, CZE									theoretical besttime: 1:28.789								
1	2:14.617	56.399	135	29.165	162	49.053			8	1:30.798	30.586	162	22.746	198	37.466	193	214
2	5:47.187	4:37.931	131	27.272	161	41.984	197		9	1:30.734	30.528	164	22.444	198	37.762	208	197
3	1:39.587	34.466	136	26.048	173	39.073	206	187	10	1:35.827	31.028	161	23.170	198	41.629		214
4	1:31.099	30.655	159	23.397	196	37.047	207	211	11	3:56.697	2:55.127	154	23.977	194	37.593	209	
5	1:29.706	29.913	162	22.751	196	37.042	208	213	12	1:30.654	29.822	161	24.041	197	36.791	208	216
6	1:30.470	30.066	162	22.644	197	37.760	208	214	13	1:39.491	30.025	160	25.030	129	44.436		215
7	1:29.477	29.554	163	22.476	198	37.447	208	214	14	3:15.473	2:14.412	119	23.984	196	37.077	207	

7 Söderström, SWE									theoretical besttime: 1:24.758								
1	2:06.229	50.133	119	27.182	138	48.914			8	1:25.822	28.553	166	21.980	200	35.289	209	215
2	4:21.012	3:22.079	159	22.758	189	36.175	206		9	1:25.552	28.610	165	21.767	200	35.175	210	216
3	1:28.175	29.448	160	22.454	197	36.273	208	211	10	1:29.277	28.283	166	21.784	201	39.210		217
4	1:30.829	32.240	140	22.752	199	35.837	208	214	11	9:00.850	8:03.492	163	22.023	199	35.335	210	
5	1:26.198	28.722	164	21.977	199	35.499	208	214	12	1:25.000	28.409	165	21.638	201	34.953	212	215
6	1:26.465	28.933	161	22.056	200	35.476	211	215	13	1:24.965	28.346	165	21.630	200	34.989	209	218
7	1:26.471	28.731	166	22.055	197	35.685	209	217	14	1:24.922	28.175	166	21.681	200	35.066	210	215



ADAC Formel 4

Sector List Free Practice 1



Provisional

DMSB Reg. Nr.: 142/17



Lausitzring, Length: 3478m
Air temperature: 28.38°C
Track temperature: 18.61°C
Weather condition: Dry

Friday, May 19, 2017 10:15:00

Lap	Time	SE1	SP1	SE2	SP2	SE3	SP3	TSP	Lap	Time	SE1	SP1	SE2	SP2	SE3	SP3	TSP
-----	------	-----	-----	-----	-----	-----	-----	-----	-----	------	-----	-----	-----	-----	-----	-----	-----

9 Armstrong, ITA

theoretical besttime: 1:24.655

1	2:41.532	1:40.997	147	23.412	180	37.123	199		10	1:25.032	28.175	165	21.772	200	35.085	209	214
2	1:28.025	29.343	159	22.658	190	36.024	209	204	11	1:25.603	28.268	165	21.775	200	35.560	208	214
3	1:28.735	29.999	162	23.094	196	35.642	210	215	12	1:32.833	29.002	162	22.908	192	40.923		214
4	1:26.757	28.945	164	22.108	201	35.704	206	216	13	4:03.186	3:03.190	144	23.938	177	36.058	208	
5	1:26.130	28.628	163	22.024	197	35.478	207	214	14	1:25.368	28.286	164	21.753	198	35.329	209	215
6	1:26.001	28.719	164	21.926	197	35.356	207	212	15	1:24.768	28.171	164	21.658	200	34.939	208	215
7	1:25.344	28.470	164	21.812	198	35.062	209	214	16	1:25.345	28.090	165	21.626	199	35.629	212	215
8	1:25.874	28.350	164	22.041	197	35.483	207	215	17	1:32.314	28.327	165	25.251	123	38.736	206	220
9	1:33.881	30.551	144	25.062	169	38.268	208	214	18	1:24.834	28.143	165	21.684	200	35.007	209	214

10 Wagner, DEU

theoretical besttime: 1:25.917

1	2:35.662	1:29.098	123	25.760	136	40.804	171		10	1:27.281	29.256	163	22.087	198	35.938	209	215
2	1:32.868	32.502	144	23.533	191	36.833	206	170	11	1:32.311	32.197	136	23.565	195	36.549	208	216
3	1:28.660	29.614	161	22.436	196	36.610	209	212	12	1:27.066	29.068	162	22.073	199	35.925	207	214
4	1:28.909	29.599	162	22.464	196	36.846	209	215	13	1:31.216	28.962	161	24.504	155	37.750	208	215
5	1:28.415	29.582	162	22.447	197	36.386	208	215	14	1:27.296	29.034	163	22.397	198	35.865	209	215
6	1:33.859	29.810	163	23.873	189	40.176		214	15	1:27.379	29.436	160	21.995	200	35.948	210	216
7	4:37.070	3:33.349	159	24.675	191	39.046	202		16	1:26.538	28.820	162	22.125	198	35.593	210	216
8	1:28.614	29.329	163	22.157	196	37.128	209	209	17	1:26.422	28.685	162	21.943	198	35.794	208	215
9	1:27.910	29.526	161	22.275	197	36.109	208	214	18	1:25.917	28.537	164	21.862	200	35.518	208	217

11 Wishofer, AUT

theoretical besttime: 1:24.957

1	2:27.188	1:22.507	125	25.725	159	38.956	172		11	1:29.071	28.741	164	22.216	178	38.114	207	215
2	1:29.982	30.905	153	23.184	175	35.893	208	177	12	1:25.023	28.152	165	21.653	198	35.218	208	215
3	1:32.427	30.624	150	24.328	176	37.475	208	214	13	1:29.623	28.935	163	23.905	191	36.783	209	215
4	1:27.202	28.900	162	22.470	195	35.832	207	214	14	1:26.809	28.256	163	21.971	197	36.582	209	216
5	1:28.204	30.229	162	22.320	197	35.655	208	215	15	1:32.018	29.785	139	24.851	187	37.382	210	215
6	1:26.629	28.926	163	22.042	198	35.661	208	214	16	1:25.179	28.282	164	21.745	200	35.152	210	217
7	1:30.083	28.862	164	21.952	200	39.269		214	17	1:25.392	28.243	164	21.853	199	35.296	210	217
8	3:54.927	2:57.382	162	22.096	197	35.449	207		18	1:25.375	28.259	165	21.723	199	35.393	210	216
9	1:25.501	28.454	165	21.775	199	35.272	209	214	19	1:32.817	28.515	164	23.250	199	41.052		217
10	1:25.461	28.310	165	21.875	199	35.276	210	216									

13 Scherer, CHE

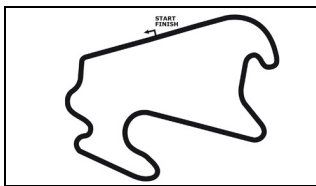
theoretical besttime: 1:24.228

1	2:59.992	1:58.122	139	24.147	161	37.723	204		9	1:24.731	28.060	166	21.734	198	34.937	209	217
2	1:29.493	31.173	163	22.337	189	35.983	209	210	10	1:29.972	29.107	165	21.578	199	39.287		217
3	1:25.762	28.363	164	21.896	198	35.503	213	216	11	6:51.886	5:54.355	160	22.168	171	35.363	210	
4	1:26.188	28.980	164	21.842	198	35.366	210	219	12	1:24.552	28.054	165	21.463	199	35.035	210	217
5	1:27.970	29.922	151	22.604	179	35.444	210	217	13	1:24.754	27.994	165	21.776	198	34.984	209	217
6	1:25.052	28.326	165	21.639	200	35.087	210	216	14	1:24.565	28.002	165	21.560	199	35.003	210	217
7	1:27.962	30.702	164	21.966	193	35.294	209	217	15	1:52.091	54.407	159	22.703	194	34.981	210	217
8	1:25.188	28.355	165	21.686	198	35.147	210	216	16	1:24.628	27.828	166	21.523	199	35.277	208	217

18 Hanses, DEU

theoretical besttime: 1:24.295

1	2:52.862	1:51.235	128	24.709	167	36.918	186		10	4:29.967	3:32.894	165	21.928	198	35.145	211	
2	1:31.151	32.290	148	23.108	177	35.753	211	184	11	1:24.396	27.975	166	21.563	198	34.858	211	218
3	1:26.041	28.328	165	22.058	197	35.655	212	218	12	1:25.141	28.374	166	21.570	200	35.197	212	218
4	1:26.264	29.042	165	21.881	199	35.341	211	219	13	1:24.577	28.068	166	21.628	199	34.881	212	219
5	1:28.288	29.362	160	22.984	182	35.942	211	219	14	1:24.586	28.046	166	21.614	199	34.926	212	219
6	1:24.906	28.142	166	21.718	200	35.046	210	217	15	1:24.614	28.082	166	21.524	200	35.008	212	219
7	1:25.260	28.409	166	21.714	200	35.137	211	217	16	1:33.231	29.490	153	22.900	197	40.841		219
8	1:25.058	28.068	166	21.768	200	35.222	212	218	17	1:57.145	59.695	163	21.996	197	35.454	211	
9	1:31.971	28.512	163	22.502	198	40.957		219	18	1:24.555	28.069	166	21.690	200	34.796	212	218



ADAC Formel 4

Sector List Free Practice 1



Provisional

DMSB Reg. Nr.: 142/17



Lausitzring, Length: 3478m
 Air temperature: 28.38°C
 Track temperature: 18.61°C
 Weather condition: Dry

Friday, May 19, 2017 10:15:00

Lap	Time	SE1	SP1	SE2	SP2	SE3	SP3	TSP	Lap	Time	SE1	SP1	SE2	SP2	SE3	SP3	TSP
25	Ghattas, DEU								theoretical besttime: 1:26.253								
1	1:51.520	39.847	115	26.848	146	44.825			10	1:27.431	29.181	163	21.955	199	36.295	208	214
2	2:35.088	1:33.889	117	23.888	168	37.311	207		11	1:27.992	29.565	163	22.217	197	36.210	208	215
3	1:28.290	29.344	160	22.344	196	36.602	208	214	12	1:27.787	29.123	163	22.490	197	36.174	208	215
4	1:29.800	31.092	161	22.193	197	36.515	207	215	13	1:27.467	29.371	161	22.071	197	36.025	207	215
5	1:27.397	29.256	162	21.939	198	36.202	208	214	14	1:32.803	29.188	162	22.176	197	41.439		214
6	1:28.133	29.044	162	22.568	192	36.521	207	214	15	4:52.430	3:53.222	157	22.556	195	36.652	206	
7	1:27.414	29.210	162	22.022	196	36.182	206	214	16	1:27.550	29.374	163	22.035	196	36.141	206	212
8	1:28.318	29.954	163	22.037	197	36.327	208	213	17	1:27.121	29.207	163	22.039	197	35.875	206	212
9	1:32.392	32.971	146	22.574	196	36.847	207	215	18	1:26.253	28.653	163	21.846	198	35.754	208	214

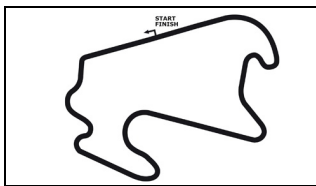
26	Heinrich, DEU								theoretical besttime: 1:26.467								
1	2:07.024	1:01.408	141	26.065	164	39.551	203		9	1:28.444	29.349	143	23.006	199	36.089	209	210
2	1:31.381	31.056	159	23.659	192	36.666	206	209	10	1:27.806	29.329	163	22.399	198	36.078	210	217
3	1:29.010	29.589	160	23.000	193	36.421	206	213	11	1:27.456	29.276	163	22.285	199	35.895	210	217
4	1:28.955	29.671	161	22.777	193	36.507	206	214	12	1:27.433	29.273	162	22.321	196	35.839	206	217
5	1:29.277	30.352	161	22.809	196	36.116	207	213	13	1:26.805	29.081	162	22.100	197	35.624	208	214
6	1:28.356	29.589	161	22.632	195	36.135	207	214	14	1:26.589	28.743	162	22.106	196	35.740	207	215
7	1:37.019	29.562	160	22.707	196	44.750		213	15	2:54.513	29.127	160	22.199	196	2:03.187		214
8	3:35.008	2:36.229	158	22.861	195	35.918	206		16	4:13.963	3:15.185	158	22.723	195	36.055	192	

27	Nielsen, DNK								theoretical besttime: 1:24.562								
1	2:44.737	1:44.581	156	23.589	192	36.567	204		10	1:49.056	45.960	160	24.607	143	38.489	208	215
2	1:27.377	29.419	159	22.196	193	35.762	208	209	11	1:24.994	28.225	164	21.584	198	35.185	208	214
3	1:35.798	34.902	129	25.522	189	35.374	209	214	12	1:25.050	28.215	164	21.630	198	35.205	208	215
4	1:27.062	28.936	163	22.030	198	36.096	208	217	13	1:29.612	28.200	164	21.586	198	39.826		215
5	1:26.564	29.006	162	21.938	197	35.620	208	215	14	5:26.562	4:29.630	161	21.826	198	35.106	208	
6	1:25.955	28.687	163	21.859	198	35.409	207	214	15	1:24.572	28.028	164	21.490	198	35.054	207	214
7	1:25.683	28.502	163	21.835	198	35.346	207	214	16	1:24.693	28.090	163	21.544	198	35.059	208	214
8	1:26.047	28.528	163	21.884	198	35.635	207	214	17	1:24.648	28.074	164	21.530	198	35.044	208	214
9	1:38.724	33.696	127	28.100	163	36.928	208	176									

28	Schramm, DEU								theoretical besttime: 1:24.099								
1	3:03.437	1:59.188	159	24.907	189	39.342	208		8	1:31.668	28.552	165	25.817	132	37.299	208	219
2	1:27.237	29.454	163	22.009	198	35.774	211	215	9	1:25.182	28.136	164	21.698	198	35.348	208	215
3	1:25.875	28.765	162	21.743	198	35.367	210	219	10	1:24.936	28.073	165	21.728	199	35.135	208	215
4	1:25.478	28.488	164	21.806	200	35.184	210	217	11	1:31.240	28.726	163	21.824	198	40.690		214
5	1:25.429	28.436	163	21.798	198	35.195	208	217	12	9:43.614	8:45.482	161	22.902	195	35.230	207	
6	1:25.721	28.733	164	21.674	200	35.314	208	215	13	1:24.388	27.983	164	21.535	198	34.870	207	214
7	1:25.788	28.540	165	21.722	201	35.526	211	215	14	1:24.099	27.760	165	21.476	198	34.863	208	214

33	Aberdein, DEU								theoretical besttime: 1:24.670								
1	1:31.983	30.521	146	23.867	165	37.595	180		9	1:25.498	28.255	167	21.619	203	35.624	210	218
2	1:29.733	30.747	163	22.719	181	36.267	210	178	10	1:25.284	28.357	166	21.781	201	35.146	210	216
3	1:28.240	29.859	165	22.688	196	35.693	212	214	11	1:25.345	28.289	166	21.740	200	35.316	212	216
4	1:36.945	29.851	147	26.589	149	40.505		220	12	1:24.942	28.128	166	21.679	201	35.135	209	217
5	4:22.265	3:13.755	142	27.198	149	41.312	208		13	1:24.760	28.150	166	21.661	200	34.949	210	217
6	1:26.452	28.721	165	22.416	196	35.315	209	215	14	1:24.954	28.102	166	21.768	199	35.084	210	218
7	1:25.900	28.533	167	22.045	195	35.322	209	216	15	1:25.005	28.118	166	21.839	200	35.048	212	217
8	1:25.852	28.424	167	22.092	201	35.336	210	217	16								220

44	Vips, ITA								theoretical besttime: 1:24.619								
1	2:50.558	1:51.218	154	23.213	192	36.127	207		10	1:31.335	28.363	165	21.893	198	41.079	209	215
2	1:26.832	29.350	163	21.967	197	35.515	208	211	11	1:31.155	28.869	162	21.847	197	40.439		216
3	1:26.384	28.732	162	21.971	199	35.681	210	216	12	5:16.271	3:56.358	48	38.712	146	41.201	208	
4	1:26.691	29.102	163	22.032	197	35.557	208	216	13	1:24.962	28.385	163	21.514	198	35.063	209	215
5	1:25.754	28.538	160	21.778	200	35.438	209	216	14	1:24.792	28.237	165	21.560	199	34.995	210	217
6	1:26.503	28.761	165	22.327	201	35.415	208	216	15	1:25.348	28.410	164	21.733	199	35.205	210	215
7	1:25.458	28.568	164	21.774	198	35.116	210	214	16	1:24.790	28.229	165	21.531	199	35.030	209	215
8	1:26.859	29.455	163	21.800	199	35.604	209	214	17	1:24.644	28.161	165	21.536	200	34.947	210	216
9	1:25.551	28.560	165	21.698	199	35.293	207	215	18	1:24.696	28.170	165	21.511	200	35.015	210	216



ADAC Formel 4

Sector List Free Practice 1



Provisional

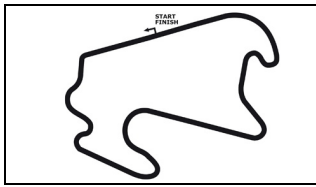
DMSB Reg. Nr.: 142/17



Lausitzring, Length: 3478m
Air temperature: 28.38°C
Track temperature: 18.61°C
Weather condition: Dry

Friday, May 19, 2017 10:15:00

Lap	Time	SE1	SP1	SE2	SP2	SE3	SP3	TSP	Lap	Time	SE1	SP1	SE2	SP2	SE3	SP3	TSP
68 Correa, ITA									theoretical besttime: 1:24.711								
1	3:11.849	2:08.948	157	24.752	155	38.149	201		10	1:25.203	28.448	165	21.584	198	35.171	209	216
2	1:29.711	29.219	159	24.154	130	36.338	208	208	11	1:30.121	28.443	164	21.679	199	39.999		215
3	1:26.352	28.778	161	22.095	196	35.479	208	215	12	3:50.222	2:52.946	163	21.991	197	35.285	208	
4	1:26.202	28.706	162	21.934	197	35.562	208	214	13	1:25.112	28.244	163	21.604	198	35.264	208	214
5	1:25.405	28.469	163	21.687	198	35.249	208	214	14	1:25.044	28.338	164	21.679	198	35.027	210	215
6	1:25.584	28.546	163	21.774	199	35.264	207	214	15	1:25.161	28.452	164	21.668	198	35.041	210	217
7	1:41.738	33.021	105	32.771	170	35.946	207	214	16	1:32.386	28.245	164	26.870	185	37.271	208	217
8	1:25.250	28.305	164	21.600	197	35.345	207	213	17	1:25.033	28.367	164	21.548	199	35.118	209	214
9	1:25.783	28.800	163	21.885	197	35.098	209	215	18	1:24.717	28.218	165	21.554	199	34.945	208	216
79 Malukas, LTU									theoretical besttime: 1:25.061								
1	1:54.560	43.171	117	26.895	162	44.494			10	1:25.888	28.664	164	21.808	198	35.416	208	214
2	5:49.885	4:46.597	140	24.541	169	38.747	201		11	1:25.701	28.625	164	21.712	196	35.364	207	216
3	1:29.953	31.282	150	22.860	189	35.811	208	201	12	1:26.680	28.410	164	22.660	196	35.610	208	214
4	1:26.827	29.076	162	22.042	194	35.709	207	213	13	1:25.398	28.562	163	21.661	199	35.175	210	215
5	1:36.932	32.892	114	25.387	166	38.653	208	213	14	1:25.350	28.483	165	21.657	200	35.210	211	217
6	1:28.633	29.989	164	22.957	198	35.687	209	214	15	1:25.400	28.378	165	21.818	199	35.204	210	218
7	1:26.210	28.697	165	21.953	199	35.560	209	215	16	1:25.281	28.229	165	21.848	198	35.204	210	217
8	1:26.127	28.835	164	21.705	199	35.587	208	215	17	2:48.433	28.597	164	21.816	198	1:58.020		217
9	1:25.899	28.604	164	21.794	197	35.501	209	214									
80 Estner, DEU									theoretical besttime: 1:24.808								
1	2:25.986	1:21.845	116	25.413	148	38.728	178		10	1:30.051	28.654	165	21.793	200	39.604		218
2	1:42.985	39.395	138	26.095	159	37.495	206	167	11	6:05.527	5:07.112	161	22.379	197	36.036	207	
3	1:29.906	30.281	163	23.819	194	35.806	211	211	12	1:26.026	28.712	163	21.941	197	35.373	209	214
4	1:27.934	29.321	163	22.286	198	36.327	210	218	13	1:25.294	28.389	164	21.675	198	35.230	208	215
5	1:27.741	29.345	165	22.361	198	36.035	206	217	14	1:25.484	28.510	165	21.742	198	35.232	210	217
6	1:28.840	30.083	164	22.625	197	36.132	209	214	15	1:25.297	28.442	164	21.724	198	35.131	210	217
7	1:26.863	28.992	164	22.144	198	35.727	208	216	16	1:25.199	28.408	164	21.604	198	35.187	210	217
8	1:26.511	28.812	164	21.999	199	35.700	210	216	17	1:24.808	28.207	165	21.574	198	35.027	209	217
9	1:26.240	28.814	164	22.060	197	35.366	211	217									
81 Waldherr, DEU									theoretical besttime: 1:24.937								
1	2:50.194	1:32.436	105	30.345	120	47.413	156		10	4:16.053	3:05.110	162	30.349	90	40.594	206	
2	1:48.078	34.680	128	29.637	127	43.761	171	155	11	1:25.453	28.615	165	21.647	198	35.191	208	214
3	1:34.894	32.528	111	26.307	194	36.059	208	173	12	1:25.800	28.664	164	21.717	199	35.419	208	215
4	1:29.870	31.399	162	22.302	197	36.169	208	215	13	1:27.146	29.729	163	22.040	198	35.377	209	216
5	1:33.844	35.345	161	22.316	198	36.183	207	214	14	1:25.540	28.281	165	21.721	199	35.538	213	217
6	1:26.049	28.672	165	21.964	198	35.413	208	214	15	1:25.258	28.483	165	21.598	198	35.177	209	222
7	1:26.283	28.714	164	21.953	198	35.616	208	215	16	1:25.289	28.462	164	21.695	198	35.132	209	216
8	1:27.839	30.156	165	22.162	197	35.521	208	215	17	1:25.242	28.207	165	21.862	199	35.173	209	215
9	1:30.211	28.439	165	22.266	192	39.506		214	18	1:26.012	28.548	164	22.187	198	35.277	209	215
83 Moreira-Laliberte, CHE									theoretical besttime: 1:24.530								
1	2:15.868	1:16.162	156	23.507	191	36.199	206		11	1:26.424	29.710	166	21.687	201	35.027	211	217
2	1:28.679	30.034	160	22.564	195	36.081	206	211	12	1:24.628	28.186	166	21.496	202	34.946	211	217
3	1:26.789	29.122	163	22.239	197	35.428	211	211	13	1:29.835	28.698	166	21.734	201	39.403		217
4	1:26.029	28.454	165	22.101	199	35.474	211	218	14	3:58.632	2:56.592	158	26.093	150	35.947	210	
5	1:25.744	28.738	165	21.760	201	35.246	210	218	15	1:25.405	28.765	165	21.637	201	35.003	211	218
6	1:26.356	28.963	165	22.016	196	35.377	210	217	16	1:24.707	28.196	166	21.524	202	34.987	212	218
7	1:25.295	28.647	165	21.586	201	35.062	211	217	17	1:25.836	28.993	165	21.859	199	34.984	211	219
8	1:25.365	28.523	166	21.677	201	35.165	211	217	18	1:24.633	28.105	166	21.479	202	35.049	212	218
9	1:25.864	28.393	167	22.179	199	35.292	212	218	19	1:30.109	31.333	128	22.455	200	36.321	210	220
10	1:42.210	36.449	122	28.653	134	37.108	210	219									



ADAC Formel 4

Sector List Free Practice 1



Provisional

DMSB Reg. Nr.: 142/17



Lausitzring, Length: 3478m
 Air temperature: 28.38°C
 Track temperature: 18.61°C
 Weather condition: Dry

Friday, May 19, 2017 10:15:00

Lap	Time	SE1	SP1	SE2	SP2	SE3	SP3	TSP	Lap	Time	SE1	SP1	SE2	SP2	SE3	SP3	TSP
98 Piro, DEU									theoretical besttime: 1:25.553								
1	2:31.462	1:18.277	112	25.391	146	47.794			11	1:25.966	28.506	165	21.885	200	35.575	210	217
2	2:29.046	1:28.684	162	22.663	191	37.699	165		12	1:31.305	28.483	165	21.908	199	40.914		217
3	1:29.173	31.175	163	22.330	192	35.668	210	158	13	2:40.767	1:42.893	162	22.222	198	35.652	209	
4	1:27.654	28.777	164	22.044	199	36.833	210	217	14	1:26.400	28.626	164	21.923	199	35.851	210	216
5	1:26.585	28.931	164	22.034	198	35.620	210	217	15	1:26.069	28.487	164	21.993	197	35.589	210	216
6	1:26.257	28.706	164	22.087	198	35.464	209	216	16	1:26.247	28.467	163	21.990	197	35.790	209	217
7	1:26.362	28.719	164	22.016	198	35.627	210	215	17	1:52.010	43.413	110	31.707	128	36.890	210	184
8	1:25.955	28.578	164	21.896	198	35.481	208	217	18	1:26.105	28.737	164	22.004	198	35.364	210	216
9	1:26.000	28.573	165	21.986	199	35.441	209	216	19	1:25.673	28.359	165	21.830	199	35.484	210	216
10	1:26.120	28.475	165	22.068	196	35.577	210	216									

Lap	Time	SE1	SP1	SE2	SP2	SE3	SP3	TSP	Lap	Time	SE1	SP1	SE2	SP2	SE3	SP3	TSP
99 Weerts, BEL									theoretical besttime: 1:25.039								
1	1:41.566	32.458	151	24.582	171	44.526			10	1:34.133	28.819	167	26.402	159	38.912	209	220
2	5:52.001	4:51.195	144	23.755	167	37.051	190		11	1:25.617	28.492	165	21.822	199	35.303	208	216
3	1:30.330	31.631	146	23.034	185	35.665	209	191	12	1:25.703	28.359	163	21.917	199	35.427	210	215
4	1:26.771	29.024	162	22.183	194	35.564	207	213	13	1:25.706	28.561	164	21.967	198	35.178	208	218
5	1:26.701	28.634	164	22.345	198	35.722	207	213	14	1:25.537	28.371	164	21.996	198	35.170	208	216
6	1:28.489	29.744	155	22.553	192	36.192	207	213	15	1:25.263	28.333	165	21.861	197	35.069	209	215
7	1:26.279	28.773	165	22.185	199	35.321	208	212	16	1:25.182	28.286	165	21.774	200	35.122	208	215
8	1:26.255	28.780	165	22.152	199	35.323	208	215	17	1:25.240	28.255	165	21.975	198	35.010	209	214
9	1:25.912	28.547	165	21.974	200	35.391	211	215	18	1:34.710	28.421	165	21.830	200	44.459		215