



ADAC GT Masters

Result List Qualifying 2

Provisional



Motorsportarena Oschersleben, Length: 3696m

Air temperature: 13.14°C

Track temperature: 25.16°C

Weather condition: Dry

DMSB Reg. Nr.: 121/17

Sunday, April 30, 2017 8:45:00

started : 28 classified : 28 not classified : 0

	Drivers	Team	Car	Lap	Best Time	Gap	Diff	Kph	Day Time
1	42 R.Collard(GBR)(J)/P.Eng(AUT)	BMW Team Schnitzer(DEU)	BMW M6 GT3	4	1:25.322			155.9	8:57:14
2	99 R.Renauer(DEU)/S.Müller(DEU)	Precote Herberth Motorsport(DEU)	Porsche 911 GT3 R	5	1:25.345	0.023	0.023	155.9	8:57:30
3	77 J.Gounon(FRA)(J)/D.Keilwitz(DEU)	Callaway Competition(DEU)	Corvette C7 GT3	5	1:25.602	0.280	0.257	155.4	8:57:28
4	7 M.Mapelli(ITA)/N.Siedler(AUT)	HB Racing WDS Bau(AUT)	Lamborghini Huracan GT3	8	1:25.764	0.442	0.162	155.1	8:57:37
5	19 E.Perez Companc(ARG)(J)/M.Bortolotti(ITA)	GRT Grasser-Racing-Team(AUT)	Lamborghini Huracan GT3	6	1:25.789	0.467	0.025	155.0	9:02:23
6	4 D.Marschall(DEU)(J)/P.Niederhauser(CHE)	Aust Motorsport(DEU)	Audi R8 LMS	8	1:25.816	0.494	0.027	155.0	9:01:09
7	48 I.Dontje(NLD)(J)/M.Kirchhöfer(DEU)	Mercedes-AMG Team HTP Motorsport(L)	Mercedes-AMG GT3	6	1:25.837	0.515	0.021	155.0	9:00:15
8	2 J.Schmidt(CHE)(J)/C.Haase(DEU)	MontaplastbyLand-Motorsport(DEU)	Audi R8 LMS	5	1:25.845	0.523	0.008	154.9	8:57:02
9	20 N.Sylvest(DNK)(J) /N.Rogivue(CHE)(J)	Mercedes-AMG Team Zakspeed(DEU)	Mercedes-AMG GT3	7	1:25.936	0.614	0.091	154.8	8:58:44
10	84 P.Assenheimer(DEU)(J)/M.Götz(DEU)	Mercedes-AMG Team HTP Motorsport(L)	Mercedes-AMG GT3	7	1:25.987	0.665	0.051	154.7	9:01:59
11	63 R.Ineichen(CHE)(T)/C.Engelhart(DEU)	GRT Grasser-Racing-Team(AUT)	Lamborghini Huracan GT3	7	1:26.015	0.693	0.028	154.6	9:02:54
12	24 F.Salaquarda(CZE)/M.Winkelhock(DEU)	BWT Mücke Motorsport(DEU)	Audi R8 LMS	9	1:26.108	0.786	0.093	154.5	9:03:31
13	1 C.De Phillippi(USA)/C.Mies(DEU)	MontaplastbyLand-Motorsport(DEU)	Audi R8 LMS	8	1:26.172	0.850	0.064	154.4	9:01:29
14	3 M.Pommer(DEU)/K.van der Linde(ZAF)	Aust Motorsport(DEU)	Audi R8 LMS	6	1:26.278	0.956	0.106	154.2	8:59:37
15	21 L.Stolz(DEU)(J)/L.Ludwig(DEU)	Mercedes-AMG Team Zakspeed(DEU)	Mercedes-AMG GT3	8	1:26.349	1.027	0.071	154.0	9:03:56
16	50 P.Geipel(DEU)/R.Frey(CHE)	YACO Racing(DEU)	Audi R8 LMS	7	1:26.377	1.055	0.028	154.0	8:57:07
17	66 J.Judek(DEU)(J)/E.Lindholm(DEU)(J)	ADACNSA Attempto Racing Team(DEL)	Lamborghini Huracan GT3	7	1:26.473	1.151	0.096	153.8	8:57:09
18	36 K.Bachler(AUT) /A.Macdonall(GBR)	Schütz Motorsport(DEU)	Porsche 911 GT3 R	5	1:26.475	1.153	0.002	153.8	8:59:39
19	17 M.Jaminet(FRA)/M.Ammernüller(DEU)	KÜS TEAM75 Bernhard(DEU)	Porsche 911 GT3 R	5	1:26.551	1.229	0.076	153.7	8:57:57
20	6 F.Spengler(DEU)/C.Zanella(CHE)	HB Racing WDS Bau(AUT)	Lamborghini Huracan GT3	7	1:26.561	1.239	0.010	153.7	8:57:40
21	26 S.Mücke(DEU)/S.Asch(DEU)	BWT Mücke Motorsport(DEU)	Mercedes-AMG GT3	6	1:26.575	1.253	0.014	153.6	8:59:19
22	13 S.Barth(DEU)(T)/M.Hackländer(DEU)	RWT - Racing team(DEU)	Corvette C7 GT3	8	1:26.595	1.273	0.020	153.6	8:59:27
23	25 M.Ortmann(DEU)(J)/F.Stippler(DEU)	BWT Mücke Motorsport(DEU)	Audi R8 LMS	6	1:26.638	1.316	0.043	153.5	8:59:11
24	22 R.Lips(CHE)(T)/P.Huisman(NLD)(T)	MRS GT-Racing(DEU)	Nissan GT-R NISMO GT3	6	1:26.943	1.621	0.305	153.0	8:59:56
25	9 E.Erhart(DEU)/C.Höher(AUT)(J)	Audi Sport racing academy(DEU)	Audi R8 LMS	6	1:27.037	1.715	0.094	152.8	8:57:58
26	8 M.Ahlin-Kottulinsky(SWE)(J)/R.Feller(CHE)(J)	Audi Sport racing academy(DEU)	Audi R8 LMS	10	1:27.098	1.776	0.061	152.7	9:03:44
27	44 D.Busch(DEU)/M.Busch(DEU)	Twin Busch Motorsport(DEU)	Audi R8 LMS	10	1:27.297	1.975	0.199	152.4	9:01:53
28	18 C.Friedrich(DEU)(J)/A.de Leener(BEL)	KÜS TEAM75 Bernhard(DEU)	Porsche 911 GT3 R	9	1:28.067	2.745	0.770	151.0	9:04:08

Following race director decision cancellation of the relevant lap time for car no. 6, 18, 36, 66, 42, 77, 19, 50, 3, 17, 1, 63

Subject to final scrutineering!

Publication time:	Clerk of the Course: Ralph Bohnhorst	Timekeeper: Steffen Ruhl
-------------------	--------------------------------------	--------------------------

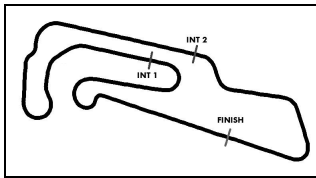
CERTINA Timing

ver: 1.0

www.adac.de/motorsport

Page 1/ 1 printed: 30.4.2017 9:07

CERTINA
S W I S S W A T C H E S



ADAC GT Masters

Sector List Qualifying 2

Provisional



Motorsportarena Oschersleben, Length: 3696m

Air temperature: 13.14°C

Track temperature: 25.16°C

Weather condition: Dry

DMSB Reg. Nr.: 121/17

Sunday, April 30, 2017 8:45:00

Lap	Time	SE1	SP1	SE2	SP2	SE3	SP3	TSP	Lap	Time	SE1	SP1	SE2	SP2	SE3	SP3	TSP
1 De Phillippi, USA / Mies, DEU									theoretical besttime: 1:26.026								
1	5:56.530	4:37.812	102	44.681	131	34.037	175		7	1:26.556	32.901	192	29.162	225	24.493	197	243
2	1:38.412	38.647	155	33.318	217	26.447	196	199	8	1:26.172	32.904	191	29.226	225	24.042	198	242
3	1:31.101	34.953	190	30.761	222	25.387	198	239	9	1:26.103	32.743	192	29.206	225	24.154	197	242
4	1:32.604	37.111	190	30.603	223	24.890	198	242	9	1:26.339	32.927	192	29.280	225	24.132	197	242
5	1:26.432	33.246	191	29.120	225	24.066	199	242	10	1:26.569	32.949	192	29.381	224	24.239	197	243
6	1:30.447	32.864	191	29.750	225	27.833	200	242									

2 Schmidt, CHE / Haase, DEU									theoretical besttime: 1:25.648								
1	6:00.103	4:41.845	117	45.872	105	32.386	183		6	1:50.661	35.407	125	34.963	88	40.291	198	242
2	1:40.755	37.147	160	33.640	217	29.968	197	210	7	1:51.069	35.804	191	36.247	43	39.018	197	242
3	1:27.606	33.590	186	29.490	223	24.526	198	240	8	1:28.309	32.964	190	29.843	188	25.502	199	241
4	1:26.929	33.250	190	29.323	224	24.356	196	242	9	1:26.337	32.982	191	28.966	225	24.389	196	242
5	1:25.845	32.737	190	28.827	225	24.281	198	241	10	1:26.182	33.043	190	29.055	224	24.084	198	241

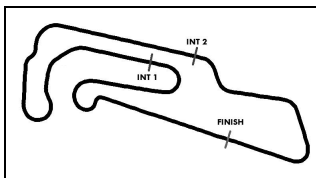
3 Pommer, DEU / van der Linde, ZAF									theoretical besttime: 1:26.278								
1	6:47.146	5:41.469	131	37.205	164	28.472	192		7	1:26.363	32.930	191	29.024	224	24.412	197	243
2	1:40.359	37.454	132	32.704	208	30.201	198	234	7	1:26.326	33.014	192	29.065	224	24.247	198	242
3	1:31.207	33.738	194	29.679	224	27.790	194	240	7	1:30.029	34.376	192	30.434	223	25.219	199	243
4	1:34.724	33.593	192	29.507	213	31.624	198	240	8	1:26.295	32.882	192	29.247	223	24.196	198	241
5	1:36.980	38.321	166	32.687	159	25.972	198	241	8		35.347	185	32.601	187			237
6	1:26.278	33.081	192	29.027	224	24.170	198	241									

4 Marschall, DEU / Niederhauser, CHE									theoretical besttime: 1:25.726								
1	5:52.927	4:46.400	173	38.040	206	28.487	191		7	1:25.957	32.825	193	29.128	224	24.004	198	241
2	1:35.882	37.379	187	32.313	219	26.190	195	216	8	1:25.816	32.784	192	28.938	224	24.094	197	242
3	1:29.082	34.293	189	30.072	223	24.717	198	240	9	1:37.863	35.339	148	33.882	211	28.642	198	242
4	1:26.806	33.316	192	29.297	225	24.193	197	242	10	1:28.332	33.704	192	29.459	224	25.169	199	242
5	1:25.986	32.932	191	28.970	224	24.084	198	242	11	1:53.166	33.010	194	29.423	223	50.733	40	242
6	1:26.202	32.971	192	29.095	225	24.136	196	242									

6 Spengler, DEU / Zanella, CHE									theoretical besttime: 1:26.561								
1	2:01.293	55.412	141	37.125	161	28.756	174		7	1:26.554	33.066	192	29.234	224	24.254	198	240
2	1:34.753	37.281	171	31.898	208	25.574	194	214	7	1:26.561	33.021	190	29.221	225	24.319	197	240
3	1:31.539	35.096	191	31.258	204	25.185	197	240	8	1:29.521	33.218	192	30.804	203	25.499	198	241
4	1:29.738	33.270	190	31.582	210	24.886	198	241	9	1:48.634	33.034	192	46.254	152	29.346	197	242
5	1:31.866	33.399	190	33.127	219	25.340	198	241	10	1:26.520	33.149	193	29.282	225	24.149	198	242
6	1:37.296	33.128	191	29.417	222	34.751	196	241	10	1:47.366	33.665	191	30.369	223	43.332	58	241

7 Mapelli, ITA / Siedler, AUT									theoretical besttime: 1:25.682								
1	2:00.425	53.923	147	37.372	168	29.130	180		8	1:25.764	32.788	192	29.035	225	23.941	198	241
2	1:33.888	37.491	179	31.349	218	25.048	197	216	9	1:26.002	32.913	191	29.107	225	23.982	198	243
3	1:31.460	35.483	190	31.005	222	24.972	198	240	10	1:43.944	37.571	115	35.406	196	30.967	198	242
4	1:29.596	33.615	190	31.386	220	24.595	198	241	11	1:26.073	32.953	191	29.087	225	24.033	197	241
5	1:30.790	33.485	187	30.811	197	26.494	198	240	12	1:29.326	34.348	183	30.468	223	24.510	198	242
6	1:37.959	33.361	190	31.633	195	32.965	197	240	13	1:26.343	33.042	193	29.163	224	24.138	196	241
7	1:26.393	33.390	192	28.953	224	24.050	198	240									

8 Ahlin-Kottulinsky, SWE / Feller, CHE									theoretical besttime: 1:27.002								
1	4:39.339	3:31.813	156	37.808	172	29.718	160		7	1:27.197	33.403	189	29.340	224	24.454	198	243
2	1:48.305	40.192	168	38.193	170	29.920	196	175	8	1:35.754	33.557	188	31.736	158	30.461	195	241
3	1:44.050	39.050	171	35.441	183	29.559	198	156	9	1:27.493	33.448	192	29.525	225	24.520	198	240
4	1:36.195	34.044	191	29.905	223	32.246	197	241	10	1:27.098	33.273	192	29.389	225	24.436	199	243
5	1:30.762	34.158	190	31.578	193	25.026	200	242	11	1:47.624	34.005	192	30.228	221	43.391	59	241
6	1:27.327	33.226	192	29.524	225	24.577	200	242									



ADAC GT Masters



Sector List Qualifying 2

Provisional

Motorsportarena Oschersleben, Length: 3696m

Air temperature: 13.14°C

Track temperature: 25.16°C

Weather condition: Dry

DMSB Reg. Nr.: 121/17

Sunday, April 30, 2017 8:45:00

Lap	Time	SE1	SP1	SE2	SP2	SE3	SP3	TSP	Lap	Time	SE1	SP1	SE2	SP2	SE3	SP3	TSP
9 Erhart, DEU / Höher, AUT									theoretical besttime: 1:27.037								
1	5:17.812	4:08.579	167	39.574	183	29.659	189		7	1:32.147	35.328	147	31.455	222	25.364	197	242
2	1:37.382	37.641	170	32.974	219	26.767	195	232	8	1:28.587	33.213	192	29.575	225	25.799	195	242
3	1:34.574	35.008	189	32.000	164	27.566	199	238	9	1:27.776	33.362	192	29.777	224	24.637	198	240
4	1:33.446	33.705	192	30.008	200	29.733	199	242	10	1:27.584	33.333	187	29.652	225	24.599	198	242
5	1:27.636	33.135	193	29.573	225	24.928	198	242	11	1:46.418	33.152	192	29.644	224	43.622	59	242
6	1:27.037	33.068	193	29.375	225	24.594	199	241									

Lap	Time	SE1	SP1	SE2	SP2	SE3	SP3	TSP	Lap	Time	SE1	SP1	SE2	SP2	SE3	SP3	TSP
13 Barth, DEU / Hackländer, DEU									theoretical besttime: 1:26.595								
1	2:29.142	1:04.725	154	37.572	191	46.845	58		7	1:27.121	33.352	198	29.384	228	24.385	203	246
2	2:45.442	1:44.602	179	33.476	221	27.364	198		8	1:26.595	33.089	197	29.243	227	24.263	204	246
3	1:35.119	36.154	190	31.909	203	27.056	196	241	9	1:35.727	33.988	169	32.610	158	29.129	202	247
4	1:31.931	34.540	195	31.976	178	25.415	203	239	10	1:30.243	35.436	192	30.082	226	24.725	203	244
5	1:35.159	34.435	196	30.963	182	29.761	203	246	11	1:48.118	33.830	191	30.249	227	44.039	59	245
6	1:35.749	33.843	197	29.854	230	32.052	203	247									

Lap	Time	SE1	SP1	SE2	SP2	SE3	SP3	TSP	Lap	Time	SE1	SP1	SE2	SP2	SE3	SP3	TSP
17 Jaminet, FRA / Ammermüller, DEU									theoretical besttime: 1:26.551								
1	6:44.710	5:38.906	171	38.115	169	27.689	195		6	1:29.658	33.277	193	30.208	224	26.173	199	243
2	1:35.055	35.979	190	31.947	183	27.129	198	208	7	1:28.201	32.961	193	29.311	225	25.929	197	243
3	1:36.098	34.351	190	31.628	222	30.119	200	240	8	1:26.334	32.910	194	29.107	225	24.317	198	243
4	1:33.629	33.146	194	29.689	225	30.794	199	243	8	1:26.334	32.859	194	29.147	225	24.328	198	243
5	1:26.551	32.881	191	29.266	226	24.404	199	242	8	1:49.217	33.835	188	30.846	224	44.536	57	243

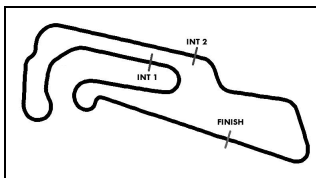
Lap	Time	SE1	SP1	SE2	SP2	SE3	SP3	TSP	Lap	Time	SE1	SP1	SE2	SP2	SE3	SP3	TSP
18 Friedrich, DEU / de Leener, BEL									theoretical besttime: 1:28.067								
1	2:19.760	1:09.629	149	39.129	164	31.002	180		7	1:29.458	33.803	194	30.254	225	25.401	201	244
2	1:41.593	38.778	187	34.097	204	28.718	197	208	7	1:27.913	33.214	194	29.834	225	24.865	199	244
3	1:31.739	34.963	191	31.021	224	25.755	199	240	7	1:34.675	36.877	195	32.592	207	25.206	199	244
4	1:29.474	33.726	192	30.279	224	25.469	200	243	8	1:33.425	34.476	167	32.788	224	26.161	200	244
5	1:28.570	33.506	193	29.886	225	25.178	201	243	9	1:28.067	33.432	193	29.731	225	24.904	198	244
6	1:34.315	34.219	193	32.810	222	27.286	200	246	10	1:58.065	35.735	136	31.247	224	51.083	41	243
7	1:28.680	33.622	194	29.896	225	25.162	199	245									

Lap	Time	SE1	SP1	SE2	SP2	SE3	SP3	TSP	Lap	Time	SE1	SP1	SE2	SP2	SE3	SP3	TSP
19 Perez Companc, ARG / Bortolotti, ITA									theoretical besttime: 1:25.677								
1	8:13.251	7:09.062	175	34.679	169	29.510	196		5	1:33.448	32.668	193	28.990	225	31.790	197	242
2	1:39.969	36.929	189	32.327	152	30.713	197	208	6	1:25.789	32.722	193	28.875	224	24.192	200	240
3	1:32.415	34.672	190	30.530	224	27.213	200	243	7	1:25.882	32.610	192	28.929	225	24.343	192	243
4	1:29.583	33.977	194	30.096	189	25.510	201	246	8	1:50.908	32.879	194	30.542	225	47.487	59	240
5	1:27.769	33.708	193	29.662	214	24.399	198	243									

Lap	Time	SE1	SP1	SE2	SP2	SE3	SP3	TSP	Lap	Time	SE1	SP1	SE2	SP2	SE3	SP3	TSP
20 Sylvest, DNK / Rogivue, CHE									theoretical besttime: 1:25.922								
1	4:29.762	3:21.605	117	38.635	198	29.522	189		6	1:26.345	33.153	193	29.135	221	24.057	197	238
2	1:43.194	38.270	183	36.237	134	28.687	149	220	7	1:25.936	33.003	193	28.946	222	23.987	196	238
3	1:38.521	37.162	184	32.557	148	28.802	196	185	8	1:46.019	32.989	193	28.999	221	44.031	55	238
4	1:32.746	34.018	192	29.830	220	28.898	197	236	9	2:51.709	1:35.359	190	31.347	218	45.003	54	
5	1:26.908	33.387	193	29.394	220	24.127	197	238									

Lap	Time	SE1	SP1	SE2	SP2	SE3	SP3	TSP	Lap	Time	SE1	SP1	SE2	SP2	SE3	SP3	TSP
21 Stolz, DEU / Ludwig, DEU									theoretical besttime: 1:26.195								
1	4:19.904	2:45.099	129	44.601	127	50.204	54		6	1:26.711	33.174	190	29.209	222	24.328	196	240
2	3:03.170	1:40.858	184	36.804	97	45.508	53		7	1:28.524	33.393	192	30.041	220	25.090	197	239
3	4:12.816	3:13.922	116	33.539	216	25.355	196		8	1:26.349	33.199	192	29.058	223	24.092	197	238
4	1:31.220	34.462	191	30.680	187	26.078	197	236	9	1:26.409	33.045	193	29.257	222	24.107	198	239
5	1:26.613	33.200	192	29.316	222	24.097	198	238									

Lap	Time	SE1	SP1	SE2	SP2	SE3	SP3	TSP	Lap	Time	SE1	SP1	SE2	SP2	SE3	SP3	TSP
22 Lips, CHE / Huisman, NLD									theoretical besttime: 1:26.943								
1	7:08.830	5:54.890	118	39.145	181	34.795	177		6	1:26.943	33.004	196	29.292	228	24.647	200	246
2	1:40.365	38.372	190	33.090	220	28.903	197	209	7	1:27.813	33.218	193	29.479	228	25.116	203	246
3	1:33.087	34.910	194	31.643	211	26.534	201	241	8	1:28.462	33.117	195	29.552	228	25.793	202	246
4	1:38.215	42.127	194	30.692	224	25.396	201	246	9	1:27.450	33.161	197	29.549	228	24.740	201	247
5	1:27.700	33.344	193	29.529	229	24.827	201	246	10	1:53.507	33.470	197	33.900	177	46.137	57	247



ADAC GT Masters

Sector List Qualifying 2

Provisional



Motorsportarena Oschersleben, Length: 3696m

Air temperature: 13.14°C

Track temperature: 25.16°C

Weather condition: Dry

DMSB Reg. Nr.: 121/17

Sunday, April 30, 2017 8:45:00

Lap	Time	SE1	SP1	SE2	SP2	SE3	SP3	TSP	Lap	Time	SE1	SP1	SE2	SP2	SE3	SP3	TSP
-----	------	-----	-----	-----	-----	-----	-----	-----	-----	------	-----	-----	-----	-----	-----	-----	-----

24 Salaquarda, CZE / Winkelhock, DEU

theoretical besttime: 1:26.108

1	6:19.768	5:14.017	175	36.369	208	29.382	181		6	1:32.352	38.021	187	29.844	224	24.487	199	241
2	1:40.121	38.248	182	34.102	217	27.771	192	225	7	1:31.597	33.796	191	30.578	211	27.223	200	241
3	1:39.274	38.899	172	30.689	219	29.686	199	235	8	1:26.291	32.885	193	29.194	224	24.212	197	242
4	1:27.811	33.639	192	29.498	224	24.674	197	241	9	1:26.108	32.849	193	29.167	224	24.092	196	241
5	1:26.745	33.064	191	29.255	225	24.426	197	241	10	1:51.090	35.314	186	32.056	201	43.720	59	241

25 Ortmann, DEU / Stippler, DEU

theoretical besttime: 1:26.493

1	6:23.588	5:17.722	177	36.825	186	29.041	189		6	1:26.638	33.023	192	29.267	223	24.348	196	240
2	1:37.585	36.683	188	32.981	218	27.921	194	234	7	1:37.995	33.116	191	34.437	187	30.442	196	241
3	1:46.298	37.950	187	35.256	148	33.092	197	230	8	1:27.261	33.346	193	29.519	222	24.396	196	240
4	1:29.294	33.971	192	30.214	220	25.109	197	240	9	1:27.577	33.039	193	29.485	224	25.053	196	240
5	1:26.806	33.239	193	29.358	223	24.209	197	240	10	1:26.843	33.225	194	29.415	223	24.203	198	240

26 Mücke, DEU / Asch, DEU

theoretical besttime: 1:26.575

1	6:22.370	5:11.070	119	39.185	179	32.115	119		6	1:26.575	33.190	193	29.260	221	24.125	198	238
2	1:48.104	42.202	165	36.608	138	29.294	136	182	7	1:33.367	33.407	193	31.322	219	28.638	198	238
3	1:42.132	39.146	169	32.129	194	30.857	196	180	8	1:51.068	48.523	171	36.441	198	26.104	197	238
4	1:31.446	34.228	190	31.262	214	25.956	197	236	9	1:26.998	33.404	192	29.364	221	24.230	197	237
5	1:27.812	33.531	192	29.665	221	24.616	197	237	10	1:27.035	33.338	192	29.399	220	24.298	197	238

36 Bachler, AUT / Macdowall, GBR

theoretical besttime: 1:26.122

1	7:15.539	6:11.899	180	35.681	215	27.959	192		5	1:26.475	32.784	194	29.175	225	24.516	198	244
2	1:32.386	35.517	192	31.022	224	25.847	197	238	6	1:27.023	33.058	194	29.449	225	24.516	197	244
3	1:30.761	34.188	189	31.120	222	25.453	200	240	6	1:29.803	34.319	190	29.790	225	25.694	200	243
4	1:26.688	33.350	194	29.174	225	24.164	198	243	7	1:27.125	33.176	193	29.379	225	24.570	198	244
5	1:26.266	33.096	190	29.044	226	24.126	199	242	8	2:01.943	34.314	189	33.967	193	53.662	43	242

42 Collard, GBR / Eng, AUT

theoretical besttime: 1:25.322

1	7:43.570	6:37.197	152	37.979	141	28.394	197		5	1:28.185	32.751	192	28.861	221	26.573	200	241
2	1:30.773	35.508	184	30.338	211	24.927	198	215	6	1:25.804	32.860	192	28.845	225	24.096	197	241
3	1:33.983	33.132	190	32.382	122	28.469	198	238	6	1:28.482	32.968	192	29.585	214	25.929	198	241
4	1:25.322	32.730	193	28.616	225	23.976	198	240	7	1:43.495	32.910	193	28.876	225	41.709	58	241
5	1:25.248	32.644	193	28.595	225	24.009	198	240									

44 Busch, DEU / Busch, DEU

theoretical besttime: 1:27.082

1	2:54.590	1:45.753	143	37.955	183	30.882	172		8	1:28.381	34.141	190	29.509	222	24.731	196	240
2	1:40.552	38.114	148	34.672	187	27.766	188	209	9	1:27.631	33.634	190	29.361	221	24.636	197	239
3	1:41.789	36.850	148	34.947	206	29.992	193	232	10	1:27.297	33.413	188	29.546	222	24.338	196	240
4	1:37.097	34.996	188	33.044	170	29.057	196	238	11	1:27.771	33.571	189	29.749	222	24.451	196	238
5	1:33.576	35.279	191	30.024	220	28.273	196	240	12	1:27.417	33.389	188	29.493	221	24.535	197	239
6	1:27.761	33.508	190	29.569	222	24.684	197	240	13	1:27.699	33.383	189	29.668	220	24.648	193	240
7	1:34.023	37.549	187	31.112	180	25.362	196	241									

48 Dontje, NLD / Kirchhöfer, DEU

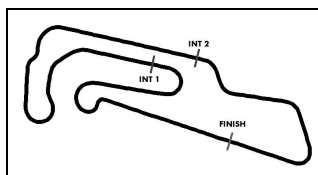
theoretical besttime: 1:25.777

1	7:33.945	6:22.056	147	40.793	123	31.096	166		6	1:25.837	33.032	194	28.858	222	23.947	199	240
2	1:45.420	40.968	150	35.946	137	28.506	188	171	7	1:26.020	33.090	193	28.878	223	24.052	198	240
3	1:34.788	36.077	187	32.075	164	26.636	197	232	8	1:30.917	35.083	189	31.048	220	24.786	198	214
4	1:28.181	34.182	193	29.470	222	24.529	198	238	9	1:25.955	33.026	194	28.835	223	24.094	198	240
5	1:25.875	33.034	192	28.804	223	24.037	198	239	10	1:51.284	34.377	182	31.748	197	45.159	58	238

50 Geipel, DEU / Frey, CHE

theoretical besttime: 1:26.283

1	2:45.227	1:39.112	149	36.679	171	29.436	173		7	1:26.377	33.013	192	29.137	225	24.227	200	242
2	1:40.362	37.605	187	33.289	219	29.468	195	181	8	1:33.718	32.971	191	32.504	167	28.243	198	243
3	1:38.595	35.038	188	30.525	221	33.032	197	240	9	1:29.854	33.155	193	29.435	224	27.264	199	242
4	1:38.704	33.812	187	33.210	190	31.682	199	240	9	1:26.403	33.044	193	29.184	224	24.175	198	242
5	1:27.847	33.855	193	29.434	224	24.558	197	242	10	1:26.471	32.983	193	29.177	224	24.311	197	242
6	1:29.368	34.477	189	30.257	225	24.634	199	242	11	1:50.139	34.454	179	32.288	219	43.397	58	241



ADAC GT Masters

Sector List Qualifying 2

Provisional



Motorsportarena Oschersleben, Length: 3696m

Air temperature: 13.14°C

Track temperature: 25.16°C

Weather condition: Dry

DMSB Reg. Nr.: 121/17

Sunday, April 30, 2017 8:45:00

Lap	Time	SE1	SP1	SE2	SP2	SE3	SP3	TSP	Lap	Time	SE1	SP1	SE2	SP2	SE3	SP3	TSP
-----	------	-----	-----	-----	-----	-----	-----	-----	-----	------	-----	-----	-----	-----	-----	-----	-----

63 Ineichen, CHE / Engelhart, DEU

theoretical besttime: 1:26.015

1	8:15.192	7:11.760	134	34.860	212	28.572	181		6	1:26.568	33.203	188	29.122	226	24.243	200	243
2	2:00.108	40.648	69	34.061	219	45.399	59	221	7	1:26.015	32.947	193	28.956	226	24.112	201	244
3	1:46.261	50.257	190	30.479	224	25.525	202		8	1:30.093	33.085	192	31.971	196	25.037	202	246
4	1:31.060	34.164	173	31.422	223	25.474	203	238	9	1:26.395	32.936	194	29.115	225	24.344	202	243
5	1:27.802	34.250	193	29.161	225	24.391	201	244	9		36.784	158	35.945	160			237

66 Judek, DEU / Lindholm, DEU

theoretical besttime: 1:26.139

1	2:35.935	1:17.308	111	44.711	167	33.916	148		8	1:27.653	33.225	194	29.379	224	25.049	200	242
2	1:47.458	41.941	172	36.121	121	29.396	157	209	8	1:27.210	33.567	195	29.203	224	24.440	198	243
3	1:46.714	37.856	189	30.949	221	37.909	198	201	9	1:26.519	33.222	194	29.002	225	24.295	197	242
4	1:35.399	34.182	190	30.769	223	30.448	199	241	10	1:26.534	33.195	194	29.154	225	24.185	201	242
5	1:29.798	35.708	193	29.553	223	24.537	200	242	11	1:29.814	32.996	194	29.536	221	27.282	199	244
6	1:26.899	32.962	193	29.421	225	24.516	200	243	11	1:27.912	33.688	193	29.907	223	24.317	200	242
7	1:26.473	32.986	195	28.992	226	24.495	198	243									

77 Gounon, FRA / Keilwitz, DEU

theoretical besttime: 1:25.578

1	6:10.048	4:52.573	135	38.833	139	38.642	148		6	1:25.530	32.647	195	28.920	227	23.963	203	246
2	1:45.158	42.002	114	34.974	204	28.182	197	173	6	1:28.435	33.460	198	29.984	225	24.991	204	247
3	1:38.661	35.322	197	32.024	165	31.315	203	237	7	1:26.176	32.943	194	28.989	228	24.244	203	246
4	1:28.166	33.450	195	28.971	228	25.745	205	243	8	1:39.368	35.406	161	37.430	173	26.532	203	246
5	1:25.602	32.967	193	28.733	229	23.902	206	247	9	1:52.729	35.218	138	32.781	198	44.730	52	246

84 Assenheimer, DEU / Götz, DEU

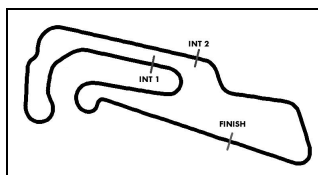
theoretical besttime: 1:25.936

1	7:46.985	6:41.001	167	37.182	201	28.802	191		6	1:33.492	34.139	165	33.237	203	26.116	197	239
2	1:34.545	35.842	185	31.387	210	27.316	196	229	7	1:25.987	32.992	192	28.987	221	24.008	197	238
3	1:37.940	36.561	149	31.273	217	30.106	199	237	8	1:30.128	33.291	191	31.790	216	25.047	198	239
4	1:33.642	38.019	156	30.900	219	24.723	197	239	9	1:26.050	33.019	193	28.965	221	24.066	196	240
5	1:26.023	33.062	192	28.936	222	24.025	196	238	10	1:47.639	33.116	193	30.238	185	44.285	59	238

99 Renauer, DEU / Müller, DEU

theoretical besttime: 1:25.345

1	6:21.132	5:17.035	157	36.497	171	27.600	196		6	1:25.763	32.762	194	28.939	227	24.062	201	246
2	1:36.427	35.449	191	33.436	188	27.542	201	237	7	1:27.670	32.889	196	29.176	227	25.605	202	246
3	1:38.734	33.884	193	34.457	173	30.393	201	245	8	1:45.622	32.867	195	29.035	227	43.720	57	246
4	1:28.160	32.724	196	29.007	228	26.429	202	246	9	5:02.501							
5	1:25.345	32.601	195	28.795	228	23.949	200	246									



ADAC GT Masters

Top speed list Qualifying 2

Provisional



Motorsportarena Oschersleben, Length: 3696m

Air temperature: 13.14°C

Track temperature: 24.22°C

Weather condition: Dry

DMSB Reg. Nr.: 121/17

Sunday, April 30, 2017 8:45:00

#	Name (NAT)	Team	Car name	Speed	Lap	Race time
77	Daniel Keilwitz (DEU)	Callaway Competition (DEU)	Corvette C7 GT3	247.70	6	13:57.930
13	Maximilian Hackländer (DEU)	RWT - Racing team (DEU)	Corvette C7 GT3	247.13	6	10:01.563
22	Patrick Huisman (NLD)	MRS GT-Racing (DEU)	Nissan GT-R NISMO GT3	247.13	9	17:56.187
19	Mirco Bortolotti (ITA)	GRT Grasser-Racing-Team (AUT)	Lamborghini Huracan GT3	246.57	4	11:30.498
99	Sven Müller (DEU)	Precote Herberth Motorsport (DEU)	Porsche 911 GT3 R	246.57	6	12:34.594
18	Adrien de Leener (BEL)	KÜS TEAM75 Bernhard (DEU)	Porsche 911 GT3 R	246.01	6	8:35.940
63	Christian Engelhart (DEU)	GRT Grasser-Racing-Team (AUT)	Lamborghini Huracan GT3	246.01	8	17:57.843
36	Klaus Bachler (AUT)	Schütz Motorsport (DEU)	Porsche 911 GT3 R	244.89	5	13:16.477
66	Emil Lindholm (DEU)	ADAC NSA Attempto Racing Team (DEU)	Lamborghini Huracan GT3	243.79	6	9:20.144
17	Michael Ammermüller (DEU)	KÜS TEAM75 Bernhard (DEU)	Porsche 911 GT3 R	243.79	4	10:00.711
7	Norbert Siedler (AUT)	HB Racing WDS Bau (AUT)	Lamborghini Huracan GT3	243.79	9	12:41.160
50	Rahel Frey (CHE)	YACO Racing (DEU)	Audi R8 LMS	243.24	8	12:11.332
8	Ricardo Feller (CHE)	Audi Sport racing academy (DEU)	Audi R8 LMS	243.24	7	12:50.841
1	Christopher Mies (DEU)	Montaplast by Land-Motorsport (DEU)	Audi R8 LMS	243.24	7	13:40.383
3	Kelvin van der Linde (ZAF)	Aust Motorsport (DEU)	Audi R8 LMS	243.24	7	17:34.239
9	Christopher Höher (AUT)	Audi Sport racing academy (DEU)	Audi R8 LMS	242.69	4	8:34.648
6	Christopher Zanella (CHE)	HB Racing WDS Bau (AUT)	Lamborghini Huracan GT3	242.69	9	14:13.991
2	Christopher Haase (DEU)	Montaplast by Land-Motorsport (DEU)	Audi R8 LMS	242.69	9	17:16.148
4	Patric Niederhauser (CHE)	Aust Motorsport (DEU)	Audi R8 LMS	242.69	11	19:19.720
24	Markus Winkelhock (DEU)	BWT Mücke Motorsport (DEU)	Audi R8 LMS	242.15	8	15:42.539
44	Marc Busch (DEU)	Twin Busch Motorsport (DEU)	Audi R8 LMS	241.61	7	11:00.263
42	Philipp Eng (AUT)	BMW Team Schnitzer (DEU)	BMW M6 GT3	241.07	5	13:43.763
25	Frank Stippler (DEU)	BWT Mücke Motorsport (DEU)	Audi R8 LMS	241.07	7	14:15.124
48	Marvin Kirchhöfer (DEU)	Mercedes-AMG Team HTP Motorsport (DEU)	Mercedes-AMG GT3	240.00	6	13:53.109
21	Luca Ludwig (DEU)	Mercedes-AMG Team Zakspeed (DEU)	Mercedes-AMG GT3	240.00	6	14:38.631
84	Maximilian Götz (DEU)	Mercedes-AMG Team HTP Motorsport (DEU)	Mercedes-AMG GT3	240.00	9	18:33.639
20	Nicolai Sylvest (DNK)	Mercedes-AMG Team Zakspeed (DEU)	Mercedes-AMG GT3	238.93	8	13:48.339
26	Sebastian Asch (DEU)	BWT Mücke Motorsport (DEU)	Mercedes-AMG GT3	238.93	7	14:23.358