

ADAC Formel 4

Result List Race 2

Provisional



Motorsportarena Oschersleben, Length: 3696m
 Air temperature: 12.58°C
 Track temperature: 14.01°C
 Weather condition: Dry

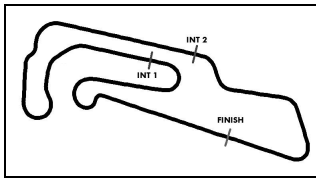
DMSB Reg. Nr.: 120/17

Saturday, April 29, 2017 15:45:00

started : 25 classified : 22 not classified : 3

Nr.	Drivers	Team	Laps	Total Time	Gap	Kph	Lap	Time	Kph
Cl.	Car	Competitor							
1	27 N.Nielsen(DNK) ADAC Formel 4 powered by Abarth	US Racing(DEU) US Racing	14	33:11.004		99.8	7	1:27.416	152.2
2	1 F.Drugovich(ITA) ADAC Formel 4 powered by Abarth	(T) Van Amersfoort Racing(NLD) Van Amersfoort Racing	14	33:11.486	0.482	142.7	7	1:27.178	152.6
3	13 F.Scherer(CHE) ADAC Formel 4 powered by Abarth	(T) US Racing(DEU) US Racing	14	33:11.963	0.959	142.7	8	1:27.334	152.3
4	44 J.Vips(ITA) ADAC Formel 4 powered by Abarth	(T) Prema Powerteam SRL(ITA) Prema Powerteam SRL	14	33:12.604	1.600	142.8	10	1:27.281	152.4
5	68 J.Correa(ITA) ADAC Formel 4 powered by Abarth	Prema Powerteam SRL(ITA) Prema Powerteam SRL	14	33:14.929	3.925	142.7	8	1:27.573	151.9
6	9 M.Armstrong(ITA) ADAC Formel 4 powered by Abarth	(T) Prema Powerteam SRL(ITA) Prema Powerteam SRL	14	33:15.497	4.493	142.6	9	1:27.541	151.9
7	83 K.Moreira-Laliberte(CHE) ADAC Formel 4 powered by Abarth	(T) Van Amersfoort Racing(NLD) Van Amersfoort Racing	14	33:16.077	5.073	142.5	10	1:27.408	152.2
8	33 J.Aberdein(DEU) ADAC Formel 4 powered by Abarth	(T) Motopark(DEU) Motopark	14	33:20.400	9.396	142.3	6	1:27.931	151.3
9	5 L.Zendeli(DEU) ADAC Formel 4 powered by Abarth	(T) ADAC Berlin-Brandenburg e.V.(DEU) ADAC Berlin-Brandenburg e.V.	14	33:21.813	10.809	142.2	7	1:27.909	151.3
10	79 D.Malukas(LTU) ADAC Formel 4 powered by Abarth	Motopark(DEU) Motopark	14	33:22.344	11.340	142.4	9	1:27.797	151.5
11	42 L.Hoogenboom(NLD) ADAC Formel 4 powered by Abarth	(T) Motopark(DEU) Motopark	14	33:22.976	11.972	142.5	8	1:27.855	151.4
12	18 J.Hanses(DEU) ADAC Formel 4 powered by Abarth	US Racing(DEU) US Racing	14	33:27.542	16.538	141.6	8	1:28.213	150.8
13	4 S.Flörsch(DEU) ADAC Formel 4 powered by Abarth	(T) ADAC Berlin-Brandenburg e.V.(DEU) ADAC Berlin-Brandenburg e.V.	14	33:31.326	20.322	142.7	8	1:27.557	151.9
14	11 M.Wishofer(AUT) R ADAC Formel 4 powered by Abarth	(T) Lechner Racing(AUT) Lechner Racing	14	33:34.482	23.478	141.5	8	1:28.399	150.5
15	99 C.Weerts(BEL) R ADAC Formel 4 powered by Abarth	Motopark(DEU) Motopark	14	33:35.507	24.503	141.1	8	1:28.486	150.3
16	80 A.Estner(DEU) ADAC Formel 4 powered by Abarth	(T) Neuhauser Racing Team(AUT) Neuhauser Racing Team	14	33:35.999	24.995	141.2	9	1:28.390	150.5
17	10 R.Wagner(DEU) R ADAC Formel 4 powered by Abarth	(T) Lechner Racing(AUT) Lechner Racing	14	33:38.006	27.002	141.6	9	1:28.681	150.0
18	26 L.Heinrich(DEU) R ADAC Formel 4 powered by Abarth	Laurin Heinrich(DEU) Laurin Heinrich	14	33:41.553	30.549	141.1	9	1:28.963	149.5
19	3 L.Gachot(GBR) ADAC Formel 4 powered by Abarth	Van Amersfoort Racing(NLD) Van Amersfoort Racing	14	33:50.841	39.837	140.6	14	1:28.266	150.7
20	6 T.Beckhäuser(CZE) R ADAC Formel 4 powered by Abarth	ADAC Berlin-Brandenburg e.V.(DEU) ADAC Berlin-Brandenburg e.V.	14	34:16.638	1:05.634	137.4	12	1:31.017	146.1
21	7 O.Söderström(SWE) ADAC Formel 4 powered by Abarth	ADAC Berlin-Brandenburg e.V.(DEU) ADAC Berlin-Brandenburg e.V.	13	31:59.433	1LAPS	141.1	9	1:28.331	150.6
22	28 K.Schramm(DEU) ADAC Formel 4 powered by Abarth	(T) US Racing(DEU) US Racing	13	32:15.195	1LAPS	139.0	10	1:28.428	150.4
Not classified									
98	C.Piro(DEU) ADAC Formel 4 powered by Abarth	(T) Team Piro Sport Interdental(DEU) Team Piro Sport Interdental	9	26:05.178	5 LAP	137.9	7	1:27.966	151.2
2	F.Vesti(DNK) ADAC Formel 4 powered by Abarth	Van Amersfoort Racing(NLD) Van Amersfoort Racing	5	20:33.109	9 LAP	119.9	4	1:29.388	148.8
81	M.Waldherr(DEU) ADAC Formel 4 powered by Abarth	(T) Neuhauser Racing Team(AUT) Neuhauser Racing Team							

Fastest lap of the race. Car 1 driver Felipe Drugovich on lap 7. Time 1:27.178, average speed 152.6 km/h.



ADAC Formel 4

Result List Race 2

Provisional



Motorsportarena Oschersleben, Length: 3696m

Air temperature: 12.58°C

Track temperature: 14.01°C

Weather condition: Dry

DMSB Reg. Nr.: 120/17

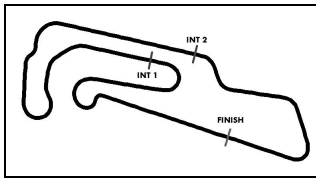
Saturday, April 29, 2017 15:45:00

started : 25 classified : 22 not classified : 3

Nr. Drivers	Team	Laps	Total Time	Gap	Kph	Lap	Time	Kph
Cl. Car	Competitor							

T = nominated for the team classification

Subject to final scrutineering!		
Publication time:	Clerk of the Course: Ralph Bohnhorst	Timekeeper: Steffen Ruhl



ADAC Formel 4

Sector List Race 2

Provisional



Motorsportarena Oschersleben, Length: 3696m

Air temperature: 12.58°C

Track temperature: 14.01°C

Weather condition: Dry

DMSB Reg. Nr.: 120/17

Saturday, April 29, 2017 15:45:00

Lap	Time	SE1	SP1	SE2	SP2	SE3	SP3	TSP	Lap	Time	SE1	SP1	SE2	SP2	SE3	SP3	TSP
1 Drugovich, ITA									theoretical besttime: 1:27.129								
1	12:59.424	41.305	174	30.006	207	11:48.113	0	176	8	1:27.419	33.920	175	29.322	206	24.177	179	209
2	2:36.561	1:01.502	90	1:01.447	73	33.612	176	108	9	1:27.344	33.857	175	29.295	206	24.192	179	209
3	1:29.455	35.099	174	29.758	206	24.598	179	205	10	1:27.448	33.930	175	29.240	207	24.278	180	208
4	1:28.138	34.270	175	29.399	206	24.469	179	208	11	1:28.075	34.354	175	29.297	208	24.424	179	209
5	1:27.710	34.021	175	29.418	206	24.271	180	208	12	1:28.226	34.336	175	29.355	207	24.535	180	210
6	1:27.564	33.937	175	29.390	204	24.237	180	209	13	1:28.272	34.231	176	29.370	207	24.671	180	210
7	1:27.178	33.752	175	29.200	206	24.226	179	210	14	1:28.672	34.619	171	29.607	206	24.446	179	210

2 Vesti, DNK									theoretical besttime: 1:29.388								
1	13:09.479	54.019	171	30.369	184	11:45.091	93	189	4	1:29.388	34.704	172	29.736	206	24.948	179	210
2	2:30.213	1:01.806	104	57.828	80	30.579	179	56	5	1:51.128	34.769	175	30.164	201	46.195	54	208
3	1:32.901	36.091	175	30.906	204	25.904	179	212									

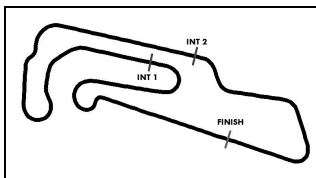
3 Gachot, GBR									theoretical besttime: 1:27.914								
1	13:21.239	46.760	174	30.839	207	12:03.640	78	201	8	1:28.356	34.322	175	29.652	205	24.382	180	210
2	2:24.689	1:01.244	94	52.728	123	30.717	177	113	9	1:29.481	34.211	174	29.723	206	25.547	177	211
3	1:30.814	35.772	173	30.059	204	24.983	179	208	10	1:28.932	34.305	173	29.707	206	24.920	178	206
4	1:29.917	34.356	175	30.439	206	25.122	177	210	11	1:41.480	44.467	148	31.604	201	25.409	177	208
5	1:28.898	34.770	174	29.692	203	24.436	179	210	12	1:28.893	34.269	173	29.720	203	24.904	177	205
6	1:28.277	34.018	175	29.655	206	24.604	180	209	13	1:32.405	38.204	174	29.606	203	24.595	175	206
7	1:29.194	34.486	176	30.012	206	24.696	179	213	14	1:28.266	34.194	173	29.514	203	24.558	177	206

4 Flörsch, DEU									theoretical besttime: 1:27.376								
1	13:19.967	46.249	173	30.410	204	12:03.308	78	200	8	1:27.557	33.743	175	29.383	205	24.431	180	209
2	2:25.539	1:00.670	98	53.935	128	30.934	175	101	9	1:27.887	33.833	174	29.389	207	24.665	179	210
3	1:30.387	35.470	173	29.949	204	24.968	180	206	10	1:28.052	34.005	175	29.619	205	24.428	179	209
4	1:29.194	34.687	174	29.669	205	24.838	181	210	11	1:28.138	34.026	176	29.580	205	24.532	178	208
5	1:28.948	34.364	175	29.614	203	24.970	182	212	12	1:28.886	34.683	172	29.695	206	24.508	180	206
6	1:28.584	33.949	175	29.844	206	24.791	180	214	13	1:28.952	34.534	175	29.768	208	24.650	180	210
7	1:27.580	33.947	174	29.359	205	24.274	179	213	14	1:31.655	36.934	173	29.967	204	24.754	179	212

5 Zendeli, DEU									theoretical besttime: 1:27.695								
1	13:05.909	45.444	174	30.237	208	11:50.228	62	188	8	1:28.009	34.045	174	29.443	206	24.521	179	209
2	2:32.145	1:00.767	92	59.742	75	31.636	179	69	9	1:27.926	34.064	174	29.450	206	24.412	179	210
3	1:31.876	36.101	168	30.415	206	25.360	178	212	10	1:28.712	34.193	173	29.393	206	25.126	179	209
4	1:29.924	34.607	175	30.432	206	24.885	179	210	11	1:28.353	34.693	174	29.403	205	24.257	178	206
5	1:28.266	34.231	174	29.629	205	24.406	180	210	12	1:28.264	34.223	174	29.473	203	24.568	178	208
6	1:28.174	34.094	174	29.623	204	24.457	180	210	13	1:28.154	34.236	174	29.528	206	24.390	178	207
7	1:27.909	34.172	174	29.396	206	24.341	180	210	14	1:28.192	34.249	174	29.503	205	24.440	178	207

6 Beckhäuser, CZE									theoretical besttime: 1:30.799								
1	13:18.216	50.540	158	32.840	185	11:54.836	57	163	8	1:31.637	35.137	164	30.723	202	25.777	177	207
2	2:28.129	1:01.647	95	54.396	121	32.086	171	99	9	1:32.019	35.012	173	30.846	202	26.161	171	205
3	1:37.420	37.463	169	32.642	201	27.315	166	199	10	1:32.140	35.202	172	30.950	202	25.988	171	202
4	1:34.511	36.240	172	31.758	202	26.513	177	201	11	1:31.787	35.307	172	30.704	203	25.776	170	202
5	1:32.786	35.490	163	31.187	202	26.109	170	205	12	1:31.017	35.038	172	30.491	203	25.488	175	203
6	1:32.059	35.374	172	30.801	202	25.884	171	204	13	1:31.361	34.820	165	30.673	204	25.868	169	206
7	1:31.745	35.099	173	30.936	203	25.710	178	204	14	1:31.811	35.249	172	30.657	202	25.905	167	203

7 Söderström, SWE									theoretical besttime: 1:28.134								
1	13:08.474	42.560	173	31.527	204	11:54.387	73	186	8	1:28.376	34.031	174	29.784	204	24.561	178	210
2	2:30.899	1:01.123	95	58.755	81	31.021	177	71	9	1:28.331	33.942	175	29.722	205	24.667	178	208
3	1:32.938	36.045	177	31.155	201	25.738	178	207	10	1:28.336	34.075	174	29.631	205	24.630	179	207
4	1:29.359	34.371	175	30.061	203	24.927	179	209	11	1:28.723	34.131	176	29.653	205	24.939	174	207
5	1:29.335	34.608	176	29.936	205	24.791	179	211	12	1:28.697	34.379	175	29.683	205	24.635	176	206
6	1:28.535	34.194	176	29.726	205	24.615	179	210	13	1:28.939	34.486	174	29.812	204	24.641	177	206
7	1:28.491	34.042	175	29.787	204	24.662	179	209	14								208



ADAC Formel 4

Sector List Race 2

Provisional



Motorsportarena Oschersleben, Length: 3696m

Air temperature: 12.58°C

Track temperature: 14.01°C

Weather condition: Dry

DMSB Reg. Nr.: 120/17

Saturday, April 29, 2017 15:45:00

Lap	Time	SE1	SP1	SE2	SP2	SE3	SP3	TSP	Lap	Time	SE1	SP1	SE2	SP2	SE3	SP3	TSP
9 Armstrong, ITA									theoretical besttime: 1:27.403								
1	13:03.054	41.675	173	30.172	205	11:51.207	49	179	8	1:27.553	33.833	174	29.317	206	24.403	178	208
2	2:34.299	1:01.371	94	1:00.267	78	32.661	175	72	9	1:27.541	33.806	174	29.353	205	24.382	177	207
3	1:31.521	36.149	173	30.271	205	25.101	179	205	10	1:27.599	33.959	174	29.360	205	24.280	176	205
4	1:28.872	34.638	173	29.661	205	24.573	176	213	11	1:27.810	33.972	175	29.418	206	24.420	177	206
5	1:28.209	34.127	173	29.496	204	24.586	177	206	12	1:27.619	34.005	174	29.331	206	24.283	178	206
6	1:27.853	34.043	175	29.415	203	24.395	177	207	13	1:27.981	34.016	175	29.552	206	24.413	176	209
7	1:27.665	33.948	174	29.385	204	24.332	178	206	14	1:27.921	34.063	174	29.455	205	24.403	179	208

Lap	Time	SE1	SP1	SE2	SP2	SE3	SP3	TSP	Lap	Time	SE1	SP1	SE2	SP2	SE3	SP3	TSP
10 Wagner, DEU									theoretical besttime: 1:28.506								
1	13:17.127	46.437	174	30.977	203	11:59.713	56		8	1:29.198	34.248	173	29.935	203	25.015	177	208
2	2:25.943	1:00.895	120	54.682	110	30.366	177	62	9	1:28.681	34.051	173	29.715	205	24.915	178	207
3	1:32.513	35.752	173	30.474	203	26.287	177	210	10	1:29.198	34.181	174	30.014	203	25.003	176	207
4	1:30.773	35.141	175	30.579	202	25.053	177	206	11	1:29.003	34.184	174	29.949	203	24.870	178	206
5	1:30.473	35.443	171	29.882	205	25.148	177	208	12	1:29.077	34.347	172	29.892	203	24.838	178	206
6	1:28.869	34.163	174	29.926	202	24.780	177	208	13	1:28.847	34.168	175	29.793	203	24.886	178	208
7	1:28.928	34.262	175	29.778	204	24.888	178	209	14	1:29.376	34.344	174	30.292	203	24.740	178	207

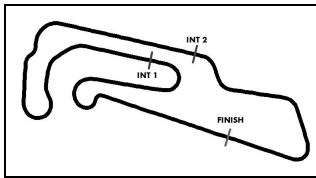
Lap	Time	SE1	SP1	SE2	SP2	SE3	SP3	TSP	Lap	Time	SE1	SP1	SE2	SP2	SE3	SP3	TSP
11 Wishofer, AUT									theoretical besttime: 1:28.259								
1	13:12.745	45.031	171	30.440	203	11:57.274	94	193	8	1:28.399	34.133	175	29.728	206	24.538	180	210
2	2:28.356	1:01.757	113	56.393	93	30.206	178	62	9	1:28.472	34.209	174	29.662	206	24.601	179	211
3	1:32.562	35.454	175	30.995	204	26.113	176	208	10	1:29.629	34.918	173	30.079	204	24.632	179	209
4	1:31.137	35.526	173	30.460	204	25.151	179	208	11	1:28.707	34.281	176	29.671	206	24.755	178	209
5	1:29.833	35.041	175	29.842	204	24.950	178	210	12	1:29.127	34.352	172	30.022	204	24.753	177	206
6	1:28.909	34.353	174	29.825	206	24.731	179	209	13	1:28.720	34.343	174	29.588	204	24.789	177	205
7	1:29.070	34.548	174	29.945	206	24.577	180	211	14	1:28.816	34.468	172	29.678	203	24.670	177	205

Lap	Time	SE1	SP1	SE2	SP2	SE3	SP3	TSP	Lap	Time	SE1	SP1	SE2	SP2	SE3	SP3	TSP
13 Scherer, CHE									theoretical besttime: 1:27.261								
1	13:00.446	40.205	173	29.685	204	11:50.556	0	178	8	1:27.334	33.752	175	29.366	206	24.216	179	212
2	2:35.708	1:01.314	79	1:01.346	73	33.048	179	95	9	1:27.488	33.808	175	29.352	206	24.328	177	210
3	1:29.753	35.309	174	29.824	206	24.620	179	210	10	1:27.476	33.877	175	29.352	205	24.247	177	208
4	1:28.232	34.252	175	29.556	206	24.424	178	213	11	1:27.751	33.966	175	29.446	203	24.339	178	208
5	1:27.677	33.938	174	29.375	206	24.364	180	212	12	1:28.282	34.198	175	29.550	208	24.534	178	209
6	1:27.470	33.856	176	29.345	206	24.269	179	211	13	1:28.335	34.500	178	29.481	205	24.354	177	208
7	1:27.526	33.881	176	29.293	208	24.352	178	212	14	1:28.485	34.243	173	29.952	206	24.290	178	209

Lap	Time	SE1	SP1	SE2	SP2	SE3	SP3	TSP	Lap	Time	SE1	SP1	SE2	SP2	SE3	SP3	TSP
18 Hanses, DEU									theoretical besttime: 1:28.163								
1	13:06.450	42.941	174	31.583	203	11:51.926	68	182	8	1:28.213	34.129	173	29.576	203	24.508	178	207
2	2:31.893	1:00.855	89	59.483	76	31.555	179	69	9	1:28.363	34.170	173	29.561	203	24.632	177	206
3	1:32.301	36.005	172	30.834	203	25.462	177	210	10	1:28.459	34.211	173	29.622	203	24.626	177	205
4	1:30.801	34.553	172	30.202	205	26.046	176	206	11	1:28.429	34.276	174	29.545	203	24.608	176	204
5	1:29.010	34.508	173	29.908	202	24.594	177	206	12	1:28.578	34.295	173	29.665	203	24.618	177	205
6	1:28.423	34.206	174	29.677	202	24.540	177	207	13	1:28.792	34.324	174	29.680	203	24.788	177	205
7	1:28.289	34.216	174	29.526	203	24.547	177	207	14	1:29.541	34.425	173	29.993	201	25.123	177	204

Lap	Time	SE1	SP1	SE2	SP2	SE3	SP3	TSP	Lap	Time	SE1	SP1	SE2	SP2	SE3	SP3	TSP
26 Heinrich, DEU									theoretical besttime: 1:28.766								
1	13:15.773	46.995	172	31.249	188	11:57.529	57	191	8	1:29.017	34.556	173	29.801	202	24.660	176	206
2	2:26.710	1:00.437	112	55.991	101	30.282	175	62	9	1:28.963	34.509	172	29.701	204	24.753	176	206
3	1:37.473	41.387	171	30.557	201	25.529	175	206	10	1:29.228	34.467	173	29.735	203	25.026	176	204
4	1:29.766	34.790	172	29.989	202	24.987	175	206	11	1:29.265	34.670	173	29.818	203	24.777	175	204
5	1:29.266	34.581	173	29.815	201	24.870	176	206	12	1:29.159	34.649	172	29.680	204	24.830	176	205
6	1:29.034	34.477	171	29.792	202	24.765	176	206	13	1:29.041	34.493	174	29.846	204	24.702	176	206
7	1:29.137	34.426	174	29.870	202	24.841	176	207	14	1:29.721	34.848	172	29.857	202	25.016	177	202

Lap	Time	SE1	SP1	SE2	SP2	SE3	SP3	TSP	Lap	Time	SE1	SP1	SE2	SP2	SE3	SP3	TSP
27 Nielsen, DNK									theoretical besttime: 1:27.355								
1	4:17.880	40.923	173	30.181	203	3:06.776	0	171	8	1:27.437	33.881	173	29.316	202	24.240	177	204
2	11:17.344	9:42.510	84	1:01.555	75	33.279	175	108	9	1:27.438	33.842	172	29.362	203	24.234	176	204
3	1:29.090	34.613	172	29.898	203	24.579	176	203	10	1:27.688	34.048	172	29.331	203	24.309	176	203
4	1:28.150	34.056	172	29.576	203	24.518	177	204	11	1:28.156	34.340	173	29.423	202	24.393	175	202
5	1:27.749	34.023	173	29.369	203	24.357	177	204	12	1:28.166	34.312	172	29.452	202	24.402	177	203



ADAC Formel 4

Sector List Race 2

Provisional



Motorsportarena Oschersleben, Length: 3696m

Air temperature: 12.58°C

Track temperature: 14.01°C

Weather condition: Dry

DMSB Reg. Nr.: 120/17

Saturday, April 29, 2017 15:45:00

Lap	Time	SE1	SP1	SE2	SP2	SE3	SP3	TSP	Lap	Time	SE1	SP1	SE2	SP2	SE3	SP3	TSP
6	1:27.636	33.965	173	29.393	201	24.278	177	204	13	1:28.326	34.231	173	29.574	202	24.521	176	204
7	1:27.416	33.865	173	29.279	202	24.272	176	205	14	1:28.528	34.347	173	29.582	201	24.599	169	204

28 Schramm, DEU

theoretical besttime: 1:28.353

1	13:07.030	42.129	171	30.568	202	11:54.333	68	182	8	1:28.624	34.270	172	29.676	200	24.678	177	205
2	2:31.839	1:00.850	98	59.479	77	31.510	176	66	9	1:28.454	34.215	174	29.507	203	24.732	176	205
3	1:46.725	36.064	172	42.282	81	28.379	177	205	10	1:28.428	34.227	174	29.570	202	24.631	176	204
4	1:30.456	34.719	175	30.691	201	25.046	177	206	11	1:28.769	34.343	172	29.748	201	24.678	176	204
5	1:28.802	34.457	174	29.693	201	24.652	177	205	12	1:29.022	34.418	171	29.819	202	24.785	175	204
6	1:28.919	34.259	171	29.793	199	24.867	178	206	13	1:29.367	34.420	174	29.845	196	25.102	171	204
7	1:28.760	34.272	174	29.770	200	24.718	177	206	14		35.438	168	30.478	194			198

33 Aberdein, DEU

theoretical besttime: 1:27.706

1	13:05.162	1:19.962	105	48.676	151	10:56.524	63		8	1:28.152	34.131	172	29.609	203	24.412	178	208
2	2:32.637	1:00.615	92	1:00.147	74	31.875	178	68	9	1:28.020	34.094	173	29.494	205	24.432	177	207
3	1:31.746	35.946	173	30.676	201	25.124	178	210	10	1:28.121	34.083	173	29.418	204	24.620	177	206
4	1:29.960	34.815	176	30.310	205	24.835	178	208	11	1:28.022	34.252	172	29.457	204	24.313	177	205
5	1:28.149	34.014	175	29.686	204	24.449	179	208	12	1:28.162	34.166	172	29.568	203	24.428	177	206
6	1:27.931	33.975	174	29.571	204	24.385	179	208	13	1:28.156	34.252	173	29.569	205	24.335	177	206
7	1:27.974	34.057	174	29.494	206	24.423	177	210	14	1:28.208	34.172	172	29.572	203	24.464	178	206

42 Hoogenboom, NLD

theoretical besttime: 1:27.740

1	13:09.888	44.321	172	30.501	206	11:55.066	78	188	8	1:27.855	34.098	174	29.494	206	24.263	180	212
2	2:29.592	1:00.420	109	58.424	82	30.748	180	57	9	1:27.978	34.195	174	29.472	206	24.311	179	210
3	1:32.283	35.804	173	31.244	198	25.235	177	210	10	1:28.147	34.104	174	29.477	205	24.566	180	210
4	1:29.005	34.442	173	29.699	205	24.864	179	208	11	1:29.208	35.187	175	29.617	204	24.404	179	211
5	1:28.351	34.224	173	29.659	205	24.468	179	210	12	1:27.877	34.064	174	29.483	205	24.330	180	210
6	1:28.021	34.053	173	29.454	207	24.514	180	209	13	1:28.452	34.228	176	29.725	205	24.499	179	208
7	1:28.119	34.023	176	29.630	205	24.466	181	211	14	1:28.200	34.101	175	29.649	204	24.450	178	207

44 Vips, ITA

theoretical besttime: 1:27.173

1	13:01.576	40.572	175	29.805	205	11:51.199	0	180	8	1:27.394	33.770	174	29.377	205	24.247	178	209
2	2:35.047	1:00.851	87	1:01.234	75	32.962	177	82	9	1:27.296	33.809	173	29.354	206	24.133	179	211
3	1:29.731	35.151	175	30.048	204	24.532	180	208	10	1:27.281	33.813	174	29.270	205	24.198	180	209
4	1:28.183	34.234	174	29.484	207	24.465	180	210	11	1:27.734	34.087	175	29.359	207	24.288	180	210
5	1:27.716	33.914	175	29.473	206	24.329	179	209	12	1:28.101	34.154	175	29.531	207	24.416	180	210
6	1:27.733	33.867	176	29.486	207	24.380	179	209	13	1:28.439	34.678	176	29.456	207	24.305	180	213
7	1:27.552	33.845	174	29.346	205	24.361	179	210	14	1:28.821	34.169	177	29.931	208	24.721	178	212

68 Correa, ITA

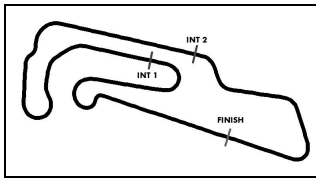
theoretical besttime: 1:27.519

1	13:03.514	42.331	174	31.071	205	11:50.112	51	180	8	1:27.573	33.921	175	29.344	205	24.308	178	208
2	2:33.887	1:01.679	97	1:00.159	78	32.049	176	69	9	1:27.788	34.091	173	29.323	204	24.374	177	209
3	1:30.571	35.544	173	30.122	203	24.905	177	207	10	1:27.851	34.095	173	29.415	204	24.341	177	205
4	1:28.514	34.247	175	29.644	204	24.623	176	208	11	1:27.790	34.105	174	29.397	204	24.288	177	205
5	1:27.903	34.056	174	29.451	204	24.396	178	208	12	1:28.002	34.068	174	29.511	204	24.423	178	207
6	1:27.789	34.072	174	29.373	204	24.344	177	208	13	1:27.887	34.264	175	29.320	204	24.303	178	208
7	1:27.789	34.082	173	29.310	204	24.397	178	208	14	1:28.071	34.074	175	29.481	204	24.516	178	207

79 Malukas, LTU

theoretical besttime: 1:27.701

1	13:07.698	42.569	173	31.140	204	11:53.989	73	186	8	1:27.906	34.038	173	29.532	205	24.336	180	208
2	2:31.273	1:00.853	92	59.329	78	31.091	175	70	9	1:27.797	33.958	175	29.555	203	24.284	178	211
3	1:32.237	35.452	173	30.957	204	25.828	178	209	10	1:28.443	34.108	175	29.462	205	24.873	182	207
4	1:29.099	34.432	174	30.007	204	24.660	178	206	11	1:28.816	35.043	174	29.459	203	24.314	179	207
5	1:28.300	34.126	175	29.666	205	24.508	178	207	12	1:28.131	34.119	173	29.479	203	24.533	178	209
6	1:28.123	34.155	175	29.552	203	24.416	180	208	13	1:28.158	34.104	176	29.679	205	24.375	179	208
7	1:28.055	34.131	175	29.490	203	24.434	178	210	14	1:28.308	34.225	175	29.534	204	24.549	179	207



ADAC Formel 4

Sector List Race 2

Provisional



Motorsportarena Oschersleben, Length: 3696m

Air temperature: 12.58°C

Track temperature: 14.01°C

Weather condition: Dry

DMSB Reg. Nr.: 120/17

Saturday, April 29, 2017 15:45:00

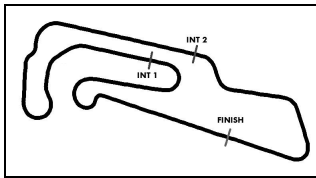
Lap	Time	SE1	SP1	SE2	SP2	SE3	SP3	TSP	Lap	Time	SE1	SP1	SE2	SP2	SE3	SP3	TSP
80	Estner, DEU								theoretical besttime: 1:28.291								
1	13:11.116	1:25.392	163	45.522	118	11:00.202	98		8	1:28.567	34.290	174	29.646		24.631	180	211
2	2:29.180	1:02.719	103	56.267	84	30.194	180	61	9	1:28.390	34.149	174	29.567	206	24.674	180	210
3	1:32.874	36.169	172	30.718	206	25.987	181	213	10	1:29.692	35.176	173	29.722	206	24.794	179	211
4	1:31.264	35.823	173	30.121	205	25.320	178	209	11	1:28.491	34.257	175	29.587	206	24.647	180	208
5	1:29.402	34.446	175	29.646	205	25.310	180	207	12	1:30.648	35.182	171	30.491	205	24.975	180	210
6	1:29.254	34.719	175	29.833	205	24.702	179	211	13	1:29.260	34.606	175	29.796	206	24.858	178	211
7	1:29.014	34.652	173	29.751	206	24.611	180	210	14	1:28.847	34.705	173	29.550	206	24.592	180	208

81	Waldherr, DEU								theoretical besttime:							
1									191							

83	Moreira-Laliberte, CHE								theoretical besttime: 1:27.372								
1	13:02.481	42.241	169	30.581	208	11:49.659	39	181	8	1:27.498	33.898	175	29.361	206	24.239	180	210
2	2:35.070	1:00.633	103	1:01.074	76	33.363	177	77	9	1:27.508	33.905	174	29.384	206	24.219	180	210
3	1:31.153	35.830	173	30.020	206	25.303	178	209	10	1:27.408	33.913	175	29.321	208	24.174	180	209
4	1:30.100	35.558	174	29.965	205	24.577	179	208	11	1:27.758	34.124	175	29.300	208	24.334	180	210
5	1:28.089	34.247	175	29.486	206	24.356	180	209	12	1:27.872	34.101	175	29.464	206	24.307	180	211
6	1:27.722	34.119	176	29.372	206	24.231	181	210	13	1:27.698	34.026	176	29.381	208	24.291	180	210
7	1:27.613	33.977	176	29.358	207	24.278	180	211	14	1:28.107	34.147	175	29.450	208	24.510	180	211

98	Piro, DEU								theoretical besttime: 1:27.813								
1	13:13.739	45.594	175	30.471	207	11:57.674	80	194	6	1:28.340	34.280	173	29.557	203	24.503	177	205
2	2:27.927	1:01.660	93	56.123	100	30.144	176	67	7	1:27.966	34.102	174	29.412	204	24.452	177	206
3	1:32.153	35.365	173	30.809	204	25.979	179	208	8	1:28.041	34.123	174	29.496	204	24.422	178	207
4	1:29.636	34.711	172	30.091	204	24.834	179	211	9	1:28.109	33.979	173	29.584	204	24.546	178	208
5	1:29.267	34.371	175	29.730	205	25.166	177	210	10		34.106	173					207

99	Weerts, BEL								theoretical besttime: 1:28.378								
1	13:09.868	43.201	174	31.555	204	11:55.112	93	192	8	1:28.486	34.048	172	29.882	202	24.556	177	208
2	2:30.173	1:02.181	126	57.469	83	30.523	177	55	9	1:28.573	34.161	173	29.786	203	24.626	176	207
3	1:33.027	35.875	175	31.012	205	26.140	177	210	10	1:29.476	34.968	173	29.821	202	24.687	177	204
4	1:30.069	35.199	173	30.045	203	24.825	176	207	11	1:28.717	34.249	173	29.776	202	24.692	176	204
5	1:30.276	34.315	174	29.872	204	26.089	177	206	12	1:30.750	34.917	171	30.924	202	24.909	178	204
6	1:28.921	34.254	174	29.887	204	24.780	177	209	13	1:29.064	34.523	174	29.774	204	24.767	177	207
7	1:29.340	34.928	174	29.817	203	24.595	178	206	14	1:28.767	34.299	174	29.851	204	24.617	179	206



ADAC Formel 4

Top speed list Race 2

Provisional



Motorsportarena Oschersleben, Length: 3696m

Air temperature: 12.58°C

Track temperature: 14.01°C

Weather condition: Dry

DMSB Reg. Nr.: 120/17

Saturday, April 29, 2017 15:45:00

#	Name (NAT)	Team	Car name	Speed	Lap	Race time
4	Sophia Flörsch (DEU)	ADAC Berlin-Brandenburg e.V. (DEU)	ADAC Formel 4 powered by Abarth	214.71	6	8:40.607
13	Fabio Scherer (CHE)	US Racing (DEU)	ADAC Formel 4 powered by Abarth	213.86	4	5:32.537
9	Marcus Armstrong (ITA)	Prema Powerteam SRL (ITA)	ADAC Formel 4 powered by Abarth	213.43	4	5:35.501
3	Louis Gachot (GBR)	Van Amersfoort Racing (NLD)	ADAC Formel 4 powered by Abarth	213.43	7	10:10.443
80	Andreas Estner (DEU)	Neuhauser Racing Team (AUT)	ADAC Formel 4 powered by Abarth	213.01	3	4:06.920
44	Juri Vips (ITA)	Prema Powerteam SRL (ITA)	ADAC Formel 4 powered by Abarth	213.01	13	18:41.956
5	Lirim Zendeli (DEU)	ADAC Berlin-Brandenburg e.V. (DEU)	ADAC Formel 4 powered by Abarth	212.18	3	4:04.694
2	Frederik Vesti (DNK)	Van Amersfoort Racing (NLD)	ADAC Formel 4 powered by Abarth	212.18	3	4:06.322
42	Leonard Hoogenboom (NLD)	Motopark (DEU)	ADAC Formel 4 powered by Abarth	212.18	8	11:31.905
98	Cedric Piro (DEU)	Team Piro Sport Interdental (DEU)	ADAC Formel 4 powered by Abarth	211.76	4	5:40.448
7	Oliver Söderström (SWE)	ADAC Berlin-Brandenburg e.V. (DEU)	ADAC Formel 4 powered by Abarth	211.76	5	7:08.314
83	Kami Moreira-Laliberte (CHE)	Van Amersfoort Racing (NLD)	ADAC Formel 4 powered by Abarth	211.76	14	20:14.604
11	Mick Wishofer (AUT)	Lechner Racing (AUT)	ADAC Formel 4 powered by Abarth	211.35	7	10:10.196
79	David Malukas (LTU)	Motopark (DEU)	ADAC Formel 4 powered by Abarth	211.35	9	12:59.376
33	Jonathan Aberdein (DEU)	Motopark (DEU)	ADAC Formel 4 powered by Abarth	210.93	3	4:04.477
1	Felipe Drugovich (ITA)	Van Amersfoort Racing (NLD)	ADAC Formel 4 powered by Abarth	210.93	13	18:41.191
99	Charles Weerts (BEL)	Motopark (DEU)	ADAC Formel 4 powered by Abarth	210.52	3	4:06.716
10	Richard Wagner (DEU)	Lechner Racing (AUT)	ADAC Formel 4 powered by Abarth	210.52	3	4:09.773
18	Julian Hanses (DEU)	US Racing (DEU)	ADAC Formel 4 powered by Abarth	210.11	3	4:05.029
68	Juan Manuel Correa (ITA)	Prema Powerteam SRL (ITA)	ADAC Formel 4 powered by Abarth	209.30	9	12:54.260
26	Laurin Heinrich (DEU)	Laurin Heinrich (DEU)	ADAC Formel 4 powered by Abarth	207.29	7	10:14.777
6	Tom Beckhäuser (CZE)	ADAC Berlin-Brandenburg e.V. (DEU)	ADAC Formel 4 powered by Abarth	207.29	8	12:01.602
28	Kim Luis Schramm (DEU)	US Racing (DEU)	ADAC Formel 4 powered by Abarth	206.50	4	5:52.352
27	Nicklas Nielsen (DNK)	US Racing (DEU)	ADAC Formel 4 powered by Abarth	205.32	7	9:54.618
81	Michael Waldherr (DEU)	Neuhauser Racing Team (AUT)	ADAC Formel 4 powered by Abarth	191.48	1	12.476