



ADAC GT Masters

Result List Race 1

Provisional



Motorsportarena Oschersleben, Length: 3696m

Air temperature: 15.12°C

Track temperature: 27.79°C

Weather condition: Dry

DMSB Reg. Nr.: 121/17

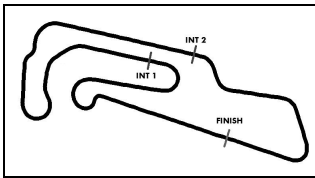
Saturday, April 29, 2017 13:15:00

started : 28 classified : 26 not classified : 2

	Drivers	Team	Car	Laps	Total Time	Gap	Kph	Lap	Time	Kph
1	17 M.Jaminet(FRA) /M.Ammermüller(DEU)	KÜS TEAM75 Bernhard(DEU)	Porsche 911 GT3 R	36	58:36.595		136.0	11	1:27.455	152.1
2	36 K.Bachler(AUT) /A.Macdonall(GBR)	Schütz Motorsport(DEU)	Porsche 911 GT3 R	36	58:37.350	0.755	135.8	10	1:27.513	152.0
3	1 C.De Phillippi(USA)/ C.Mies(DEU)	MontaplastbyLand-Motorsport(DEU)	Audi R8 LMS	36	58:38.436	1.841	135.9	20	1:27.820	151.5
4	3 M.Pommer(DEU)/ K.van der Linde(ZAF)	Aust Motorsport(DEU)	Audi R8 LMS	36	58:39.128	2.533	135.8	19	1:27.680	151.7
5	2 J.Schmidt(CHE)(J)/ C.Haase(DEU)	MontaplastbyLand-Motorsport(DEU)	Audi R8 LMS	36	58:39.641	3.046	135.9	22	1:27.763	151.6
6	26 S.Mücke(DEU)/ S.Asch(DEU)	BWT Mücke Motorsport(DEU)	Mercedes-AMG GT3	36	58:41.716	5.121	135.9	22	1:28.223	150.8
7	99 R.Renauer(DEU)/ S.Müller(DEU)	Precote Herberth Motorsport(DEU)	Porsche 911 GT3 R	36	58:42.041	5.446	135.8	27	1:28.345	150.6
8	21 L.Stolz(DEU)(J) /L.Ludwig(DEU)	Mercedes-AMGTeamZakspeed(DEU)	Mercedes-AMG GT3	36	58:42.756	6.161	135.8	23	1:28.397	150.5
9	63 R.Ineichen(CHE)(T)/ C.Engelhart(DEU)	GRT Grasser-Racing-Team(AUT)	Lamborghini Huracan GT3	36	58:43.082	6.487	135.8	17	1:28.218	150.8
10	42 R.Collard(GBR)(J)/ P.Eng(AUT)	BMW Team Schnitzer(DEU)	BMW M6 GT3	36	58:43.369	6.774	135.9	23	1:27.909	151.3
11	24 F.Salaquarda(CZE)/ M.Winkelhock(DEU)	BWT Mücke Motorsport(DEU)	Audi R8 LMS	36	58:43.755	7.160	135.8	24	1:28.052	151.1
12	25 M.Ortmann(DEU)(J)/ F.Stippler(DEU)	BWT Mücke Motorsport(DEU)	Audi R8 LMS	36	58:43.975	7.380	135.9	18	1:28.400	150.5
13	19 E.Perez Compagnon(ARG)(J)/ M.Bortolotti(ITA)	GRT Grasser-Racing-Team(AUT)	Lamborghini Huracan GT3	36	58:44.284	7.689	135.9	19	1:27.857	151.4
14	7 M.Mapelli(ITA)/ N.Siedler(AUT)	HB Racing WDS Bau(AUT)	Lamborghini Huracan GT3	36	58:44.888	8.293	135.8	23	1:28.677	150.0
15	48 I.Dontje(NLD)(J)/ M.Kirchhöfer(DEU)	Mercedes-AMGTeamHTPMotorsport(L)	Mercedes-AMG GT3	36	58:45.852	9.257	135.8	28	1:28.553	150.2
16	84 P.Assenheimer(DEU)(J)/ M.Götz(DEU)	Mercedes-AMGTeamHTPMotorsport(L)	Mercedes-AMG GT3	36	58:46.351	9.756	135.8	28	1:28.246	150.7
17	8 M.Ahlin-Kottulinsky(SWE)(J)/ R.Feller(CHE)(J)	Audi Sport racing academy(DEU)	Audi R8 LMS	36	58:47.174	10.579	135.9	20	1:29.119	149.3
18	6 F.Spengler(DEU)/ C.Zanella(CHE)	HB Racing WDS Bau(AUT)	Lamborghini Huracan GT3	36	58:47.309	10.714	135.9	20	1:29.110	149.3
19	9 E.Erhart(DEU)/ C.Höher(AUT)(J)	Audi Sport racing academy(DEU)	Audi R8 LMS	36	58:47.603	11.008	135.8	28	1:29.343	148.9
20	66 J.Judek(DEU)(J)/ E.Lindholm(DEU)(J)	ADACNSAAttemptoRacingTeam(DE)	Lamborghini Huracan GT3	36	58:48.250	11.655	135.9	25	1:28.770	149.8
21	20 N.Rogivue(CHE)(J)/ N.Sylvest(DNK)(J)	Mercedes-AMGTeamZakspeed(DEU)	Mercedes-AMG GT3	36	58:48.374	11.779	135.9	21	1:28.089	151.0
22	13 S.Barth(DEU)(T) /M.Hackländer(DEU)	RWT - Racing team(DEU)	Corvette C7 GT3	36	58:48.610	12.015	135.6	12	1:28.275	150.7
23	44 D.Busch(DEU) /M.Busch(DEU)	Twin Busch Motorsport(DEU)	Audi R8 LMS	36	58:49.748	13.153	135.8	15	1:29.214	149.1
24	4 D.Marschall(DEU)(J)/ P.Niederhauser(CHE)	Aust Motorsport(DEU)	Audi R8 LMS	35	58:46.622	1LAPS	131.8	20	1:27.861	151.4
25	50 P.Geipel(DEU) /R.Frey(CHE)	YACO Racing(DEU)	Audi R8 LMS	35	58:47.880	1LAPS	131.9	14	1:28.622	150.1
26	22 R.Lips(CHE)(T)/ P.Huisman(NLD)(T)	MRS GT-Racing(DEU)	Nissan GT-RNISMO GT3	31	50:32.988	5 LAP	136.1	22	1:28.896	149.6
Not classified										
77	J.Gounon(FRA)(J) /D.Keilwitz(DEU)	Callaway Competition(DEU)	Corvette C7 GT3	5	8:30.147	31 LAP	127.7	5	1:29.339	148.9
18	C.Friedrich(DEU)(J)/A.de Leener(BEL)	KÜS TEAM75 Bernhard(DEU)	Porsche 911 GT3 R	1	1:39.729	35 LAP				

Fastest lap of the race. Car 17 driver Mathieu Jaminet on lap 11. Time 1:27.455, average speed 152.1 km/h.

Subject to final scrutineering!		
Publication time:	Clerk of the Course: Ralph Bohnhorst	Timekeeper: Steffen Ruhl



ADAC GT Masters

Lap Chart Race 1

Provisional

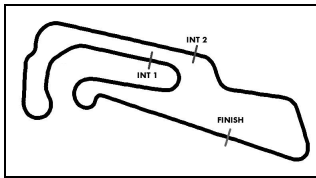


Motorsportarena Oschersleben, Length: 3696 m

Saturday 29.April 2017 13:15

LapCha	1	2	3	4	5	6	7	8	9	10	11	12	13	14	15	16	17	18	19	20	21	22	23	24	25	26	27	28	29	30	31	32	33	34	35	36	37	38	39	40	41	42	43	44	45		
LAP 36	17	36	1	3	2	26	99	21	63	42	24	25	19	7	48	84	8	6	9	66	20	13	44																								

.. - PIT STOP ' - LAP BEHIND



ADAC GT Masters



Sector List Race 1

Provisional

Motorsportarena Oschersleben, Length: 3696m

Air temperature: 15.12°C

Track temperature: 27.79°C

Weather condition: Dry

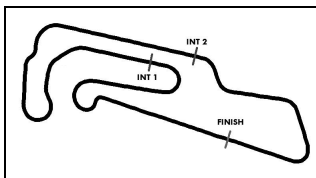
DMSB Reg. Nr.: 121/17

Saturday, April 29, 2017 13:15:00

Lap	Time	SE1	SP1	SE2	SP2	SE3	SP3	TSP	Lap	Time	SE1	SP1	SE2	SP2	SE3	SP3	TSP
1 De Phillippi, USA / Mies, DEU									theoretical besttime: 1:27.820								
1	1:34.053	37.910	188	30.965	225	25.178	194	219	19	1:28.287	33.632	190	29.973	224	24.682	195	237
2	1:31.097	33.794	188	30.194	225	27.109	187	238	20	1:27.820	33.467	189	29.711	227	24.642	194	237
3	1:56.302	41.689	122	41.129	170	33.484	121	176	21	1:28.331	33.536	190	29.977	225	24.818	195	237
4	1:59.727	46.383	136	41.825	157	31.519	196	167	22	1:28.062	33.580	189	29.788	227	24.694	196	237
5	1:29.467	34.253	188	30.311	226	24.903	194	237	23	1:28.290	33.547	189	29.798	225	24.945	195	237
6	1:30.134	34.221	185	30.903	225	25.010	194	236	24	1:28.442	33.725	189	29.922	226	24.795	196	237
7	1:56.347	37.307	114	47.223	110	31.817	160	237	25	1:28.503	33.604	189	29.991	226	24.908	194	237
8	2:03.544	43.504	111	46.964	175	33.076	164	179	26	1:28.647	33.726	188	30.019	225	24.902	194	236
9	1:59.547	43.556	154	44.330	113	31.661	196	191	27	1:28.809	33.698	190	30.273	225	24.838	195	237
10	1:29.140	34.123	190	30.164	225	24.853	196	239	28	1:28.501	33.595	189	30.049	226	24.857	196	237
11	1:28.475	33.576	189	30.079	225	24.820	195	240	29	1:28.684	33.745	188	30.036	225	24.903	194	237
12	1:28.537	33.502	189	30.044	226	24.991	195	238	30	1:28.452	33.735	189	29.919	227	24.798	195	237
13	1:28.560	33.604	189	30.017	226	24.939	195	239	31	1:28.696	34.005	190	29.894	226	24.797	195	237
14	1:28.433	33.592	191	29.993	226	24.848	196	240	32	1:28.341	33.604	190	29.935	227	24.802	195	238
15	1:46.289	33.606	190	29.951	226	42.732	58	240	33	1:31.444	33.681	189	31.217	216	26.546	190	237
16	2:29.296	1:34.717	188	29.855	225	24.724	194		34	2:09.528	44.923	88	48.017	123	36.588	100	222
17	1:28.117	33.566	189	29.821	226	24.730	194	237	35	2:14.072	54.627	119	45.948	119	33.497	194	92
18	1:28.671	33.921	189	29.903	225	24.847	194	237	36	1:29.791	34.379	187	30.420	225	24.992	195	237

2 Schmidt, CHE / Haase, DEU									theoretical besttime: 1:27.682								
1	1:33.341	37.578	189	30.629	224	25.134	193	228	19	1:28.156	33.657	189	29.767	225	24.732	194	237
2	1:30.537	33.912	187	30.087	217	26.538	193	236	20	1:28.476	33.932	189	29.795	227	24.749	194	238
3	1:55.915	41.362	138	41.358	178	33.195	142	202	21	1:28.035	33.590	189	29.702	225	24.743	195	237
4	2:00.804	46.591	146	42.290	160	31.923	195	175	22	1:27.763	33.592	189	29.621	227	24.550	193	237
5	1:29.410	34.213	189	30.113	225	25.084	194	236	23	1:28.081	33.556	189	29.729	225	24.796	193	237
6	1:29.945	33.948	189	30.000	225	25.997	188	233	24	1:28.498	33.849	189	29.800	225	24.849	194	235
7	1:56.559	37.252	125	47.357	137	31.950	159	231	25	1:28.018	33.527	190	29.802	225	24.689	194	237
8	2:03.735	43.271	137	47.002	173	33.462	142	186	26	1:28.245	33.511	188	29.956	225	24.778	194	237
9	1:59.766	43.301	157	44.571	114	31.894	196	161	27	1:28.341	33.522	189	29.860	226	24.959	195	238
10	1:28.940	34.098	189	30.009	225	24.833	195	238	28	1:28.734	33.719	189	30.127	225	24.888	195	239
11	1:28.342	33.692	188	29.913	226	24.737	194	237	29	1:28.584	33.788	190	29.929	225	24.867	195	238
12	1:28.633	33.721	187	29.908	225	25.004	194	237	30	1:28.363	33.712	190	29.874	227	24.777	195	238
13	1:28.639	33.757	188	29.972	225	24.910	194	237	31	1:28.913	33.948	190	30.032	226	24.933	194	239
14	1:28.385	33.710	189	29.820	225	24.855	195	237	32	1:28.591	33.816	189	29.990	226	24.785	195	238
15	1:28.506	33.581	189	30.028	225	24.897	196	238	33	1:31.632	33.821	189	31.483	189	26.328	192	238
16	1:29.039	33.716	189	30.103	227	25.220	194	238	34	2:09.011	44.637	81	47.848	126	36.526	96	211
17	1:47.606	33.936	189	30.404	226	43.266	58	238	35	2:13.381	54.660	129	45.917	125	32.804	196	90
18	2:30.236	1:34.982	190	30.101	225	25.153	194		36	1:30.481	34.849	189	30.249	227	25.383	195	240

3 Pommer, DEU / van der Linde, ZAF									theoretical besttime: 1:27.644								
1	1:32.372	36.914	187	30.395	223	25.063	192	228	19	1:27.680	33.557	190	29.518	225	24.605	194	236
2	1:29.620	34.248	187	30.117	225	25.255	193	235	20	1:27.994	33.648	190	29.628	226	24.718	194	237
3	1:56.861	42.564	139	41.150	179	33.147	155	169	21	1:27.869	33.521	190	29.615	225	24.733	195	237
4	2:01.531	46.782	148	42.553	155	32.196	192	152	22	1:28.026	33.582	189	29.736	226	24.708	196	237
5	1:29.034	34.059	188	30.101	224	24.874	193	235	23	1:28.208	33.598	190	29.797	225	24.813	194	237
6	1:28.857	33.770	188	29.903	225	25.184	192	235	24	1:28.560	33.740	189	29.884	225	24.936	195	238
7	1:57.484	38.254	133	47.345	149	31.885	164	229	25	1:28.405	33.537	190	29.971	225	24.897	195	238
8	2:03.682	43.493	137	46.707	156	33.482	157	184	26	1:28.689	33.765	188	29.953	225	24.971	194	237
9	2:00.253	43.185	131	44.955	115	32.113	194	164	27	1:28.790	33.701	190	30.207	225	24.882	196	238
10	1:28.788	33.939	189	30.013	225	24.836	194	236	28	1:28.626	33.750	189	29.957	226	24.919	195	239
11	1:28.359	33.673	189	29.926	224	24.760	194	236	29	1:28.688	33.784	189	29.967	225	24.937	195	237
12	1:28.591	33.648	190	30.001	224	24.942	194	236	30	1:28.343	33.665	189	29.936	226	24.742	196	238
13	1:28.444	33.555	190	29.901	225	24.988	193		31	1:28.862	34.175	188	29.931	225	24.756	196	239
14	1:28.532	33.690	190	29.887	224	24.955	194	237	32	1:28.469	33.741	190	29.833	226	24.895	195	238
15	1:28.508	33.768	189	29.856	225	24.884	194	237	33	1:31.995	33.926	189	31.643	194	26.426	192	238
16	1:29.196	33.779	190	30.172	226	25.245	194	237	34	2:08.624	44.211	84	47.872	119	36.541	101	232
17	1:47.465	34.020	189	30.324	226	43.121	58	238	35	2:14.067	54.745	112	46.010	125	33.312	194	94
18	2:29.571	1:34.592	189	29.999	224	24.980	194		36	1:30.085	34.641	187	30.299	225	25.145	194	237



ADAC GT Masters



Sector List Race 1

Provisional

Motorsportarena Oschersleben, Length: 3696m

Air temperature: 15.12°C

Track temperature: 27.79°C

Weather condition: Dry

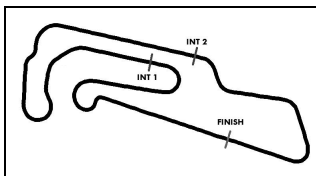
DMSB Reg. Nr.: 121/17

Saturday, April 29, 2017 13:15:00

Lap	Time	SE1	SP1	SE2	SP2	SE3	SP3	TSP	Lap	Time	SE1	SP1	SE2	SP2	SE3	SP3	TSP
4									theoretical besttime: 1:27.829								
Marschall, DEU / Niederhauser, CHE																	
1	1:36.336	39.768	189	31.083	226	25.485	194	232	19	1:27.982	33.675	188	29.668	225	24.639	193	236
2	1:32.076	34.199	189	30.538	208	27.339	185	237	20	1:27.861	33.583	188	29.607	225	24.671	194	236
3	1:57.058	41.920	110	42.079	171	33.059	113	160	21	1:28.002	33.590	189	29.718	225	24.694	193	235
4	1:58.065	46.607	96	40.930	169	30.528	195	124	22	1:28.063	33.654	189	29.637	225	24.772	194	236
5	1:35.035	39.846	188	30.152	225	25.037	196	238	23	1:28.373	33.717	189	29.818	224	24.838	193	236
6	1:33.581	34.310	186	31.152	198	28.119	151	235	24	1:28.532	33.759	189	29.923	225	24.850	193	235
7	1:56.911	36.614	138	51.563	79	28.734	111	200	25	1:28.881	33.732	189	30.158	223	24.991	193	235
8	2:06.008	43.906	164	49.819	127	32.283	115	99	26	1:28.606	33.793	189	29.936	224	24.877	194	236
9	1:51.917	42.620	106	41.680	127	27.617	196	112	27	1:29.025	33.942	187	30.053	225	25.030	193	236
10	1:30.272	34.466	188	30.501	225	25.305	194	240	28	1:29.209	33.942	190	30.281	224	24.986	192	234
11	2:33.363	34.842	190	30.480	226	1:28.041	190	234	29	1:29.507	33.935	190	30.141	223	25.431	183	235
12	1:30.188	34.916	188	30.246	224	25.026	193	224	30	1:30.719	35.520	188	30.062	225	25.137	194	189
13	1:28.778	33.831	188	29.945	223	25.002	194	236	31	1:29.318	34.283	189	30.109	225	24.926	193	236
14	1:28.696	33.721	187	30.116	223	24.859	195	236	32	1:33.958	34.022	189	31.355	164	28.581	191	236
15	1:46.775	33.778	189	29.971	225	43.026	57	236	33	2:10.845	45.870	93	47.649	153	37.326	96	200
16	2:32.450	1:36.940	188	30.392	223	25.118	193		34	2:14.649	54.531	111	46.309	123	33.809	192	105
17	1:28.413	33.925	188	29.679	225	24.809	193	235	35	1:38.889	38.571	136	33.486	223	26.832	194	185
18	1:28.281	33.789	188	29.751	225	24.741	193	236									

Lap	Time	SE1	SP1	SE2	SP2	SE3	SP3	TSP	Lap	Time	SE1	SP1	SE2	SP2	SE3	SP3	TSP
6									theoretical besttime: 1:28.958								
Spengler, DEU / Zanella, CHE																	
1	1:40.568	42.270	185	32.612	225	25.686	194	235	19	1:29.237	33.907	189	30.274	223	25.056	192	235
2	1:35.776	34.632	187	33.954	185	27.190	146	236	20	1:29.110	33.868	186	30.148	224	25.094	193	236
3	1:56.122	39.892	107	44.125	103	32.105	94	168	21	1:29.540	34.105	186	30.152	225	25.283	193	235
4	1:55.275	46.247	149	40.894	153	28.134	194	113	22	1:32.967	33.883	187	33.721	225	25.363	192	236
5	1:30.059	34.396	187	30.353	225	25.310	194	236	23	1:29.689	34.131	188	30.275	225	25.283	193	235
6	1:33.300	34.182	187	30.854	164	28.264	154	236	24	1:29.692	34.016	189	30.493	224	25.183	194	235
7	1:56.648	36.574	128	51.361	86	28.713	113	217	25	1:29.496	34.073	187	30.224	224	25.199	194	235
8	2:06.226	43.709	128	49.580	153	32.937	112	106	26	1:29.905	34.164	188	30.464	224	25.277	194	236
9	1:52.387	42.705	107	41.626	127	28.056	195	129	27	1:29.780	33.994	188	30.317	224	25.469	192	236
10	1:30.920	34.294	186	30.662	225	25.964	191	237	28	1:29.349	33.970	188	30.237	224	25.142	193	235
11	1:31.274	34.680	190	30.456	225	26.138	193	237	29	1:29.764	34.066	188	30.253	225	25.445	195	235
12	1:29.767	34.038	189	30.447	224	25.282	193	236	30	1:30.424	34.222	188	30.862	225	25.340	194	236
13	1:30.530	34.236	188	30.613	225	25.681	193	236	31	1:30.170	34.201	188	30.565	225	25.404	194	236
14	1:47.734	34.802	187	30.555	225	42.377	58	236	32	1:30.339	34.246	187	30.573	225	25.520	194	236
15	2:32.045	1:36.141	188	30.625	224	25.279	193		33	1:32.544	35.330	187	31.312	224	25.902	193	234
16	1:29.664	34.116	187	30.350	224	25.198	193	235	34	1:39.416	34.648	187	31.431	223	33.337	116	235
17	1:29.389	34.078	186	30.369	223	24.942	193	235	35	2:06.508	53.641	116	43.817	172	29.050	194	73
18	1:29.513	34.048	187	30.384	224	25.081	194	236	36	1:32.182	34.907	186	31.059	226	26.216	194	237

Lap	Time	SE1	SP1	SE2	SP2	SE3	SP3	TSP	Lap	Time	SE1	SP1	SE2	SP2	SE3	SP3	TSP
7									theoretical besttime: 1:28.478								
Mapelli, ITA / Siedler, AUT																	
1	1:36.921	40.239	186	31.074	224	25.608	194	234	19	1:28.678	33.784	188	30.084	224	24.810	193	236
2	1:32.903	34.264	187	30.580	189	28.059	158	236	20	1:28.885	33.996	187	30.035	225	24.854	193	238
3	1:57.306	41.998	103	42.880	150	32.428	102	182	21	1:29.760	33.850	187	30.774	224	25.136	192	236
4	1:56.957	46.473	95	40.808	163	29.676	194	129	22	1:28.863	33.747	188	30.123	224	24.993	192	236
5	1:29.409	34.120	188	30.337	223	24.952	192	237	23	1:28.677	33.849	187	29.986	224	24.842	193	235
6	1:31.012	33.861	188	31.199	224	25.952	192	237	24	1:29.416	33.886	188	30.604	224	24.926	194	235
7	1:57.396	37.874	103	49.614	153	29.908	120	165	25	1:28.723	33.779	188	30.026	224	24.918	194	235
8	2:05.565	44.058	120	46.685	191	34.822	93	158	26	1:28.811	33.814	186	30.140	223	24.857	193	235
9	1:55.401	42.939	97	42.250	150	30.212	193	165	27	1:28.876	33.875	188	30.098	223	24.903	193	235
10	1:29.679	34.186	189	30.457	225	25.036	194	235	28	1:29.139	33.857	188	30.149	224	25.133	193	235
11	1:29.528	34.330	188	30.192	225	25.006	193	237	29	1:29.151	34.185	189	30.165	224	24.801	192	234
12	1:29.170	34.055	188	29.961	224	25.154	192	236	30	1:29.311	34.024	186	30.296	223	24.991	195	234
13	1:29.819	34.076	188	30.693	225	25.050	193	235	31	1:29.260	34.112	189	30.077	224	25.071	193	235
14	1:29.089	33.900	188	30.117	224	25.072	192	237	32	1:29.172	33.922	186	30.039	225	25.211	192	235
15	1:45.984	33.857	188	29.969	224	42.158	58	234	33	1:30.764	34.276	187	30.998	223	25.490	192	235
16	2:32.363	1:36.918	186	30.426	224	25.019	193		34	2:00.583	36.536	86	46.523	144	37.524	112	235
17	1:29.075	34.126	189	30.151	224	24.798	192	235	35	2:08.665	53.674	131	44.638	173	30.353	193	78
18	1:28.840	33.719	186	30.296	220	24.825	193	236	36	1:31.737	34.529	187	31.635	224	25.573	191	236



ADAC GT Masters



Sector List Race 1

Provisional

Motorsportarena Oschersleben, Length: 3696m

Air temperature: 15.12°C

Track temperature: 27.79°C

Weather condition: Dry

DMSB Reg. Nr.: 121/17

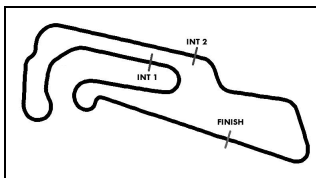
Saturday, April 29, 2017 13:15:00

Lap	Time	SE1	SP1	SE2	SP2	SE3	SP3	TSP	Lap	Time	SE1	SP1	SE2	SP2	SE3	SP3	TSP
8 Ahlin-Kottulinsky, SWE / Feller, CHE									theoretical besttime: 1:28.642								
1	1:40.851	42.871	189	32.200	226	25.780	194	236	19	1:29.416	33.951	190	30.294	224	25.171	196	237
2	1:35.897	34.762	187	33.953	177	27.182	157	238	20	1:29.119	33.920	188	30.133	226	25.066	196	238
3	1:56.310	39.933	116	44.218	93	32.159	98	183	21	1:29.161	33.913	188	30.105	226	25.143	195	236
4	1:55.066	46.115	142	40.822	152	28.129	194	110	22	1:29.540	34.030	189	30.215	225	25.295	193	236
5	1:30.095	34.653	188	30.283	225	25.159	193	237	23	1:29.341	33.973	190	30.112	225	25.256	194	235
6	1:33.281	34.537	180	30.799	204	27.945	159	236	24	1:30.444	34.767	182	30.484	224	25.193	195	235
7	1:56.856	36.607	119	51.491	93	28.758	107	214	25	1:29.601	34.025	189	30.301	225	25.275	195	237
8	2:06.224	43.699	131	49.917	147	32.608	107	105	26	1:29.664	34.090	189	30.241	225	25.333	196	236
9	1:52.159	42.506	107	41.621	126	28.032	194	122	27	1:29.973	34.208	187	30.461	224	25.304	195	237
10	1:30.160	34.490	189	30.354	226	25.316	193	238	28	1:30.053	34.088	188	30.528	225	25.437	194	236
11	1:33.011	34.093	187	30.478	226	28.440	194	237	29	1:30.308	34.298	189	30.494	225	25.516	193	235
12	1:29.324	34.430	189	29.918	225	24.976	194	238	30	1:30.428	34.367	187	30.659	225	25.402	194	235
13	1:29.784	34.125	188	30.145	225	25.514	193	238	31	1:30.173	34.231	189	30.360	225	25.582	194	236
14	1:29.160	34.246	190	30.036	225	24.878	194	237	32	1:30.479	34.261	188	30.697	225	25.521	193	236
15	1:47.038	33.846	188	29.933	225	43.259	59	237	33	1:32.042	35.070	189	31.004	223	25.968	193	235
16	2:33.960	1:38.038	188	30.612	225	25.310	195		34	1:39.435	34.825	188	31.105	224	33.505	98	235
17	1:29.693	34.192	188	30.364	225	25.137	194	237	35	2:06.932	53.916	111	42.902	175	30.114	194	73
18	1:29.720	34.183	190	30.393	225	25.144	197	237	36	1:32.476	34.722	188	31.293	225	26.461	194	237

Lap	Time	SE1	SP1	SE2	SP2	SE3	SP3	TSP	Lap	Time	SE1	SP1	SE2	SP2	SE3	SP3	TSP
9 Erhart, DEU / Höher, AUT									theoretical besttime: 1:29.223								
1	1:39.921	42.105	186	32.174	225	25.642	193	231	19	1:30.062	34.189	189	30.629	223	25.244	194	236
2	1:34.978	34.824	189	33.213	194	26.941	165	238	20	1:29.511	33.895	189	30.495	225	25.121	193	237
3	1:56.758	40.840	116	44.051	112	31.867	89	152	21	1:29.488	33.902	188	30.407	226	25.179	194	235
4	1:55.461	46.583	152	40.987	154	27.891	194	110	22	1:29.434	33.796	189	30.484	224	25.154	193	236
5	1:30.067	34.273	188	30.510	225	25.284	196	238	23	1:29.688	34.044	189	30.375	224	25.269	195	236
6	1:33.419	34.434	187	30.897	147	28.088	170	237	24	1:29.601	33.928	190	30.474	224	25.199	195	236
7	1:56.186	36.369	107	51.008	100	28.809	130	211	25	1:29.591	33.935	190	30.363	225	25.293	194	236
8	2:05.549	44.061	108	49.236	160	32.252	124	118	26	1:29.605	33.944	188	30.398	224	25.263	193	237
9	1:53.385	43.598	115	41.953	133	27.834	195	135	27	1:29.630	33.981	189	30.387	224	25.262	194	236
10	1:30.663	34.476	187	30.668	225	25.519	195	238	28	1:29.343	33.906	189	30.323	225	25.114	194	236
11	1:30.501	34.242	190	30.511	225	25.748	193	240	29	1:30.050	34.057	189	30.439	225	25.554	195	236
12	1:29.699	34.091	189	30.313	225	25.295	194	237	30	1:30.133	34.153	189	30.732	225	25.248	195	237
13	1:30.148	33.945	190	30.646	224	25.557	194	237	31	1:29.883	33.971	189	30.517	225	25.395	194	236
14	1:29.829	34.015	189	30.509	224	25.305	194	237	32	1:29.956	34.096	190	30.504	225	25.356	194	236
15	1:29.662	33.973	189	30.524	224	25.165	194	236	33	1:33.060	35.538	187	31.323	221	26.199	191	218
16	1:30.154	34.251	189	30.536	224	25.367	194	236	34	1:38.384	34.984	188	31.146	223	32.254	98	234
17	1:48.354	34.383	188	30.844	224	43.127	59	235	35	2:05.713	53.308	118	44.258	170	28.147	196	77
18	2:37.596	1:40.897	187	31.275	223	25.424	193		36	1:32.141	34.886	189	31.117	226	26.138	194	238

Lap	Time	SE1	SP1	SE2	SP2	SE3	SP3	TSP	Lap	Time	SE1	SP1	SE2	SP2	SE3	SP3	TSP
13 Barth, DEU / Hackländer, DEU									theoretical besttime: 1:28.152								
1	1:34.974	38.651	193	31.074	233	25.249	199	234	19	1:46.092	33.912	194	29.914	230	42.266	59	242
2	1:31.995	34.414	189	30.149	220	27.432	192	241	20	3:30.457	2:35.235	191	30.139	230	25.083	197	
3	1:56.222	41.869	98	41.366	137	32.987	119	138	21	1:28.849	33.910	193	29.964	231	24.975	198	238
4	1:59.158	46.981	107	41.242	146	30.935	198	136	22	1:28.681	33.758	193	29.805	229	25.118	198	240
5	1:29.140	34.084	194	30.001	230	25.055	199	240	23	1:28.764	33.988	191	29.945	229	24.831	197	238
6	1:30.928	34.056	192	30.861	225	26.011	195	244	24	1:28.765	33.892	192	29.821	229	25.052	197	238
7	1:56.287	36.875	112	47.775	153	31.637	145	226	25	1:28.867	33.841	193	29.965	229	25.061	196	240
8	2:03.597	43.290	131	47.150	155	33.157	143	173	26	1:29.019	34.030	193	29.926	228	25.063	199	238
9	1:58.657	43.795	133	43.460	108	31.402	197	197	27	1:29.304	34.067	191	30.187	231	25.050	200	240
10	1:29.021	34.188	194	29.869	228	24.964	200	240	28	1:28.610	33.809	193	29.842	234	24.959	200	239
11	1:28.465	33.964	192	29.654	232	24.847	200	240	29	1:29.821	33.992	194	30.320	234	25.509	196	240
12	1:28.275	33.811	193	29.635	228	24.829	200	240	30	1:29.332	34.230	192	30.024	228	25.078	200	238
13	1:28.528	33.801	195	29.968	231	24.759	199	242	31	1:29.060	33.901	193	30.100	228	25.059	198	240
14	1:28.563	33.882	194	29.835	224	24.846	198	242	32	1:30.277	34.208	193	30.302	227	25.767	197	240
15	1:28.499	33.762	193	29.846	228	24.891	200	242	33	1:30.924	34.605	192	30.717	228	25.602	199	238
16	1:28.616	33.811	195	29.822	232	24.983	199	242	34	1:30.980	34.607	192	30.650	233	25.723	198	238
17	1:29.428	34.077	192	30.070	229	25.281	197	242	35	1:49.706	38.839	124	43.067	169	27.800	201	219
18	1:28.971	34.195	190	29.872	224	24.904	200	240	36	1:31.778	35.483	194	30.859	232	25.436	201	242





ADAC GT Masters

Sector List Race 1

Provisional



Motorsportarena Oschersleben, Length: 3696m

Air temperature: 15.12°C

Track temperature: 27.79°C

Weather condition: Dry

DMSB Reg. Nr.: 121/17

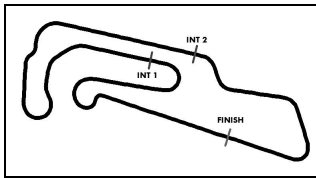
Saturday, April 29, 2017 13:15:00

Lap	Time	SE1	SP1	SE2	SP2	SE3	SP3	TSP	Lap	Time	SE1	SP1	SE2	SP2	SE3	SP3	TSP
17 Jaminet, FRA / Ammermüller, DEU									theoretical besttime: 1:27.352								
1	1:32.576	37.403	191	30.172	228	25.001	196	228	19	1:28.247	33.648	192	29.781	227	24.818	196	239
2	1:28.635	33.519	192	29.560	228	25.556	195	238	20	1:28.060	33.562	191	29.700	229	24.798	197	238
3	1:56.744	42.189	145	41.252	166	33.303	158	170	21	1:28.259	33.327	191	29.956	227	24.976	197	239
4	2:01.374	46.634	144	42.614	149	32.126	196	159	22	1:28.162	33.429	191	29.789	228	24.944	196	238
5	1:28.053	33.908	193	29.558	228	24.587	197	237	23	1:27.868	33.509	192	29.539	228	24.820	197	238
6	1:28.190	33.562	192	29.506	228	25.122	196	238	24	1:28.071	33.492	191	29.718	228	24.861	197	238
7	1:59.243	39.997	139	47.056	165	32.190	173	218	25	1:28.275	33.440	192	29.845	227	24.990	197	239
8	2:03.671	43.424	151	46.842		33.405	169	198	26	1:28.418	33.472	191	29.938	227	25.008	197	238
9	2:00.469	43.432	116	44.833	109	32.204	197	163	27	1:28.120	33.392	192	29.900	227	24.828	198	240
10	1:27.937	33.743	191	29.658	228	24.536	198	238	28	1:28.726	33.615	192	30.104	229	25.007	197	240
11	1:27.455	33.310	193	29.512	228	24.633	198	240	29	1:28.499	33.624	192	29.955	227	24.920	197	238
12	1:27.668	33.526	193	29.521	228	24.621	198	239	30	1:28.345	33.539	192	29.856	229	24.950	197	240
13	1:27.796	33.499	193	29.714	228	24.583	197	240	31	1:28.743	33.548	192	30.037	227	25.158	197	240
14	1:27.898	33.609	192	29.624	227	24.665	198	240	32	1:28.693	33.705	192	29.975	228	25.013	197	239
15	1:27.751	33.484	192	29.639	228	24.628	198	240	33	1:34.960	33.704	191	32.582	169	28.674	176	239
16	1:27.622	33.453	193	29.573	229	24.596	197	240	34	2:10.964	45.740	92	47.725	152	37.499	100	195
17	1:46.029	33.740	192	29.754	229	42.535	57	238	35	2:14.074	54.459	109	46.557	120	33.058	195	112
18	2:30.975	1:35.410	191	30.276	227	25.289	196		36	1:30.025	34.129	189	30.387	227	25.509	196	236

18 Friedrich, DEU / de Leener, BEL									theoretical besttime:								
1	1:39.729	41.955	189	31.944	226	25.830	194	226	2								235

19 Perez Companc, ARG / Bortolotti, ITA									theoretical besttime: 1:27.562								
1	1:38.563	41.523	188	31.748	225	25.292	196	202	19	1:27.857	33.329	189	29.664	228	24.864	198	238
2	1:34.714	34.525	190	33.105	197	27.084	169	238	20	1:28.249	33.863	190	29.759	229	24.627	198	241
3	1:56.363	41.196	101	43.716	114	31.451	104	156	21	1:28.124	33.568	190	29.987	225	24.569	198	239
4	1:56.030	46.867	141	40.668	174	28.495	196	110	22	1:28.279	33.648	189	29.897	227	24.734	197	238
5	1:30.437	34.860	191	30.427	226	25.150	196	237	23	1:28.515	33.736	190	29.857	227	24.922	196	240
6	1:32.651	33.892	189	31.358	181	27.401	188	235	24	1:28.628	33.833	187	29.943	227	24.852	197	240
7	1:55.830	36.932	114	50.187	104	28.711	127	184	25	1:28.536	33.722	189	29.933	228	24.881	198	240
8	2:05.417	44.363	112	48.615	169	32.439	103	143	26	1:28.795	33.689	188	30.270	225	24.836	196	241
9	1:54.466	44.166	112	41.659	135	28.641	196	143	27	1:29.356	34.069	189	30.419	226	24.868	198	242
10	1:30.678	34.688	190	30.639	224	25.351	196	236	28	1:28.972	33.858	189	30.112	228	25.002	196	239
11	1:30.520	34.166	187	30.928	226	25.426	196	237	29	1:29.183	34.125	189	30.213	225	24.845	197	237
12	1:29.982	33.940	189	30.648	224	25.394	196	237	30	1:29.064	33.881	189	30.234	228	24.949	198	240
13	1:48.102	34.054	189	31.071	223	42.977	59	240	31	1:29.404	34.145	191	30.289	227	24.970	197	240
14	2:29.946	1:34.528	189	30.276	225	25.142	197		32	1:29.078	33.920	190	30.133	227	25.025	197	240
15	1:28.343	33.756	187	29.847	228	24.740	197	236	33	1:30.855	34.349	190	31.352	227	25.154	196	239
16	1:28.629	33.538	189	29.931	229	25.160	197	236	34	2:01.342	37.983	74	46.708	132	36.651	126	238
17	1:29.198	33.994	189	30.342	227	24.862	196	239	35	2:09.933	54.695	119	44.513	175	30.725	197	75
18	1:28.624	33.611	189	30.105	227	24.908	197	240	36	1:31.621	34.688	189	31.465	227	25.468	196	240

20 Rogivue, CHE / Sylvest, DNK									theoretical besttime: 1:28.057								
1	1:42.664	44.147	189	32.585	223	25.932	194	193	19	1:45.567	50.754	188	29.904	222	24.909	192	
2	1:36.913	34.850	189	34.931	157	27.132	189	234	20	1:28.462	34.009	189	29.684	222	24.769	193	232
3	1:56.142	39.817	130	44.266	121	32.059	99	177	21	1:28.089	33.730	189	29.622	223	24.737	192	232
4	1:54.241	46.025	181	40.322	161	27.894	194	108	22	1:28.233	33.748	189	29.648	223	24.837	194	231
5	1:31.689	34.738	190	30.993	224	25.958	193	234	23	1:28.174	33.807	190	29.662	223	24.705	193	232
6	1:32.457	34.310	189	31.065	220	27.082	190	235	24	1:28.400	33.952	190	29.665	223	24.783	193	232
7	1:58.094	37.737	184	51.257	83	29.100	156	186	25	1:28.697	33.952	190	29.821	222	24.924	193	233
8	2:05.819	44.001	154	49.269	125	32.549	145	76	26	1:30.699	33.930	191	30.971	222	25.798	194	233
9	1:51.602	42.386	122	41.332	114	27.884	194	94	27	1:29.278	34.690	189	29.866	222	24.722	193	234
10	1:29.776	34.173	188	30.252	222	25.351	194	235	28	1:28.585	33.861	190	29.778	222	24.946	192	231
11	1:31.124	34.189	190	30.289	225	26.646	194	234	29	1:28.360	33.837	189	29.780	224	24.743	193	231
12	1:31.235	35.212	189	30.572	223	25.451	193	236	30	1:28.325	33.867	190	29.726	223	24.732	192	232
13	1:30.442	34.192	188	30.837	225	25.413	195	233	31	1:28.493	33.948	189	29.743	223	24.802	192	232
14	1:29.051	34.037	188	29.852	222	25.162	194	234	32	1:28.874	34.129	189	29.827	223	24.918	193	232
15	1:28.625	33.975	188	29.725	224	24.925	194	234	33	1:28.975	34.255	189	29.910	222	24.810	193	232
16	1:28.866	33.864	189	29.928	223	25.074	194	234	34	1:30.002	34.710	189	29.726	223	25.566	148	233
17	1:48.349	34.290	187	30.809	223	43.250	53	234	35	2:03.562	52.397	126	43.171	168	27.994	193	65
18	2:48.644	1:34.097	187	30.318	221	44.229	54		36	1:31.866	35.111	187	31.068	225	25.687	193	235



ADAC GT Masters



Sector List Race 1

Provisional

Motorsportarena Oschersleben, Length: 3696m

Air temperature: 15.12°C

Track temperature: 27.79°C

Weather condition: Dry

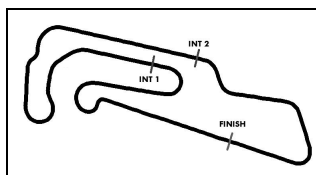
DMSB Reg. Nr.: 121/17

Saturday, April 29, 2017 13:15:00

Lap	Time	SE1	SP1	SE2	SP2	SE3	SP3	TSP	Lap	Time	SE1	SP1	SE2	SP2	SE3	SP3	TSP
21 Stolz, DEU / Ludwig, DEU									theoretical besttime: 1:28.232								
1	1:34.410	38.200	188	31.009	224	25.201	193	230	19	1:30.064	34.423	188	30.379	225	25.262	196	236
2	1:31.341	34.110	188	29.942	219	27.289	192	235	20	1:29.028	34.127	189	30.046	224	24.855	194	237
3	1:56.257	41.850	108	41.236	158	33.171	115	159	21	1:28.763	33.884	189	29.980	224	24.899	194	235
4	1:59.556	46.857	131	41.201	157	31.498	194	159	22	1:28.655	33.879	189	30.003	225	24.773	194	235
5	1:29.516	34.260	190	30.112	225	25.144	194	235	23	1:28.397	33.780	189	29.820	224	24.797	193	235
6	1:30.847	34.067	189	31.101	224	25.679	190	235	24	1:28.561	33.915	191	29.916	224	24.730	193	234
7	1:56.222	36.887	120	47.350	129	31.985	149	232	25	1:28.857	34.201	189	29.909	224	24.747	193	234
8	2:03.587	43.391	118	47.015	163	33.181	144	180	26	1:28.648	33.908	188	29.964	222	24.776	193	234
9	1:58.953	43.611	142	43.611	112	31.731	194	199	27	1:28.562	33.800	190	30.009	224	24.753	194	235
10	1:29.158	34.187	189	29.905	225	25.066	194	234	28	1:28.584	33.888	188	29.978	225	24.718	194	235
11	1:29.249	34.485	189	29.873	225	24.891	195	232	29	1:28.876	33.910	188	30.023	223	24.943	193	234
12	1:28.670	33.967	190	29.842	224	24.861	194	235	30	1:28.740	33.903	187	30.023	225	24.814	195	235
13	1:28.464	33.840	190	29.916	225	24.708	194	235	31	1:28.869	33.805	189	30.201	224	24.863	195	236
14	1:28.449	33.827	191	29.764	225	24.858	194	236	32	1:28.752	33.760	189	30.073	225	24.919	193	235
15	1:29.481	33.952	190	30.144	225	25.385	195	235	33	1:30.011	33.887	189	30.648	223	25.476	194	235
16	1:46.993	34.071	190	29.806	225	43.116	54	235	34	2:04.241	40.718	66	47.108	157	36.415	93	235
17	2:29.549	1:34.447	188	30.183	224	24.919	194		35	2:12.884	55.507	118	44.966	140	32.411	193	69
18	1:28.840	33.846	189	30.081	224	24.913	194	234	36	1:32.722	35.947	186	31.267	224	25.508	192	234

22 Lips, CHE / Huisman, NLD									theoretical besttime: 1:28.760								
1	1:41.642	43.447	194	32.373	229	25.822	197	234	17	1:30.441	35.126	192	30.154	230	25.161	197	205
2	1:35.711	34.443	193	34.110	173	27.158	164	243	18	1:29.224	33.896	192	30.063	230	25.265	197	242
3	1:56.307	39.757	102	44.435	97	32.115	107	186	19	1:29.240	33.882	194	30.027	231	25.331	197	242
4	1:55.006	46.227	166	40.457	150	28.322	199	107	20	1:29.092	33.965	194	29.961	231	25.166	196	242
5	1:32.041	35.109	194	31.295	231	25.637	199	243	21	1:29.142	33.951	195	30.078	230	25.113	198	241
6	1:32.557	34.326	195	30.608	225	27.623	182	244	22	1:28.896	33.748	191	30.009	231	25.139	198	242
7	1:57.400	37.111	178	51.484	76	28.805	140	184	23	1:29.076	33.858	193	30.011	229	25.207	198	242
8	2:06.210	43.772	153	50.020	131	32.418	134	86	24	1:29.178	33.814	193	30.006	230	25.358	198	242
9	1:51.711	42.283	110	41.458	120	27.970	200	90	25	1:29.371	33.981	194	30.175	231	25.215	198	242
10	1:30.142	34.308	192	30.403	231	25.431	200	244	26	1:29.128	33.686	194	30.054	230	25.388	198	242
11	1:31.613	34.125	194	30.745	230	26.743	197	246	27	1:29.916	34.283	194	30.200	230	25.433	196	243
12	1:30.870	35.084	193	30.403	231	25.383	200	243	28	1:29.738	34.123	194	30.231	230	25.384	196	241
13	1:30.807	34.324	193	31.015	231	25.468	198	244	29	1:29.466	33.992	194	30.210	231	25.264	198	241
14	1:30.671	34.732	193	30.387	231	25.552	199	244	30	1:29.288	33.801	192	30.104	231	25.383	198	242
15	1:48.369	34.760	194	30.923	231	42.686	58	245	31	1:32.644	33.960	192	30.105	232	28.579	197	242
16	2:38.091	1:41.495	184	30.830	230	25.766	198		32								241

24 Salaquarda, CZE / Winkelhock, DEU									theoretical besttime: 1:27.962								
1	1:36.603	39.926	187	31.106	226	25.571	194	234	19	1:29.697	34.286	186	29.942	223	25.469	193	236
2	1:32.379	34.205	189	30.487	209	27.687	174	237	20	1:29.077	34.294	188	29.877	226	24.906	193	236
3	1:57.562	42.215	112	41.895	176	33.452	105	157	21	1:28.361	33.683	187	29.928	225	24.750	193	235
4	1:57.252	46.371	103	41.036	177	29.845	195	129	22	1:28.291	33.627	189	29.785	226	24.879	193	236
5	1:29.294	34.043	189	30.225	225	25.026	193	238	23	1:28.666	33.894	189	29.900	225	24.872	193	235
6	1:30.908	33.939	188	31.076	225	25.893	192	238	24	1:28.052	33.685	187	29.776	225	24.591	194	235
7	1:57.480	37.778	101	48.875	168	30.827	113	176	25	1:28.481	33.665	189	29.940	226	24.876	193	236
8	2:05.156	43.824	119	46.513	189	34.819	103	154	26	1:28.601	33.782	189	30.036	225	24.783	194	236
9	1:55.818	42.884	95	42.603	151	30.331	194	189	27	1:28.747	33.807	189	30.066	225	24.874	193	237
10	1:29.762	34.377	188	30.375	225	25.010	195	237	28	1:28.839	34.079	188	30.043	225	24.717	193	236
11	1:29.537	34.425	188	30.014	225	25.098	194	238	29	1:28.360	33.804	190	29.840	225	24.716	192	235
12	1:28.865	33.937	189	29.976	225	24.952	195	236	30	1:28.724	33.948	188	29.948	226	24.828	193	236
13	1:30.022	34.377	189	30.708	224	24.937	193	237	31	1:29.053	34.041	189	30.104	224	24.908	193	236
14	1:45.648	33.973	190	29.953	224	41.722	59	236	32	1:28.851	33.876	190	30.032	225	24.943	193	235
15	2:31.295	1:35.744	188	30.556	224	24.995	192		33	1:31.581	33.880	187	31.600	219	26.101	192	236
16	1:29.137	34.128	188	30.328	224	24.681	193	235	34	2:03.576	40.086	64	46.995	146	36.495	120	235
17	1:28.312	33.595	189	29.891	224	24.826	193	235	35	2:10.907	55.316	113	44.308	144	31.283	193	79
18	1:28.664	33.770	188	30.076	224	24.818	193	235	36	1:32.197	35.125	189	31.392	225	25.680	193	237



ADAC GT Masters



Sector List Race 1

Provisional

Motorsportarena Oschersleben, Length: 3696m

Air temperature: 15.12°C

Track temperature: 27.79°C

Weather condition: Dry

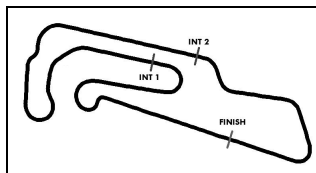
DMSB Reg. Nr.: 121/17

Saturday, April 29, 2017 13:15:00

Lap	Time	SE1	SP1	SE2	SP2	SE3	SP3	TSP	Lap	Time	SE1	SP1	SE2	SP2	SE3	SP3	TSP
25 Ortmann, DEU / Stippler, DEU									theoretical besttime: 1:28.286								
1	1:37.284	40.221	184	31.590	225	25.473	195	232	19	1:29.016	33.861	189	30.246	224	24.909	193	237
2	1:32.945	34.479	189	31.157	191	27.309	171	237	20	1:28.997	33.935	189	30.248	225	24.814	194	236
3	1:57.546	42.191	99	42.901	148	32.454	105	164	21	1:28.778	33.932	188	30.007	225	24.839	194	236
4	1:56.648	46.263	101	41.068	169	29.317	195	125	22	1:28.596	33.913	189	29.904	225	24.779	193	236
5	1:29.586	34.352	190	30.073	225	25.161	194	238	23	1:28.538	33.733	189	29.958	224	24.847	193	236
6	1:31.664	33.925	189	30.922	212	26.817	193	238	24	1:28.600	33.863	189	29.940	225	24.797	192	235
7	1:57.427	38.063	94	50.230	121	29.134	109	152	25	1:28.519	33.727	190	29.985	225	24.807	193	236
8	2:04.690	44.204	109	46.705	189	33.781	92	161	26	1:28.958	33.891	189	30.134	224	24.933	192	235
9	1:55.408	43.519	99	42.011	151	29.878	194	150	27	1:29.281	34.171	187	30.227	225	24.883	193	236
10	1:29.790	34.314	190	30.392	225	25.084	194	238	28	1:28.951	33.842	188	30.220	225	24.889	192	235
11	1:29.926	34.242	190	30.429	225	25.255	194	238	29	1:29.061	34.043	187	30.083	224	24.935	192	235
12	1:29.636	34.467	189	30.182	224	24.987	194	238	30	1:29.349	34.040	186	30.269	225	25.040	194	235
13	1:29.283	33.803	191	30.358	226	25.122	194	238	31	1:29.231	34.067	187	30.200	224	24.964	193	239
14	1:29.060	33.951	191	30.175	225	24.934	194	237	32	1:29.039	33.849	189	30.224	225	24.966	193	235
15	1:45.891	33.711	190	29.877	226	42.303	59	236	33	1:30.145	33.803	188	30.577	224	25.765	193	235
16	2:31.239	1:35.676	189	30.540	224	25.023	193		34	2:01.107	37.620	64	46.905	156	36.582	136	235
17	1:28.824	34.091	189	29.933	225	24.800	193	236	35	2:10.790	55.316	101	44.451	162	31.023	194	67
18	1:28.400	33.662	189	29.991	223	24.747	194	237	36	1:31.772	34.874	189	31.377	226	25.521	194	236

Lap	Time	SE1	SP1	SE2	SP2	SE3	SP3	TSP	Lap	Time	SE1	SP1	SE2	SP2	SE3	SP3	TSP
26 Mücke, DEU / Asch, DEU									theoretical besttime: 1:28.070								
1	1:35.403	38.991	187	31.229	223	25.183	193		19	2:30.769	1:35.194	189	30.351	222	25.224	194	
2	1:32.159	34.304	188	30.390	224	27.465	189	234	20	1:28.782	34.041	188	29.927	223	24.814	193	233
3	1:56.585	41.861	100	41.393	141	33.331	115	148	21	1:28.430	33.768	188	29.855	223	24.807	194	233
4	1:58.561	46.680	94	41.071	160	30.810	193	142	22	1:28.223	33.634	189	29.883	223	24.706	194	233
5	1:29.322	34.345	188	29.991	224	24.986	193	235	23	1:28.437	33.786	189	29.847	222	24.804	192	233
6	1:31.370	34.165	188	31.008	224	26.197	190	233	24	1:28.406	33.719	189	29.918	222	24.769	193	232
7	1:56.679	37.086	106	48.528	166	31.065	129	207	25	1:28.263	33.727	189	29.858	223	24.678	193	233
8	2:03.997	43.477	117	47.125	155	33.395	138	167	26	1:28.702	33.825	188	30.018	222	24.859	193	232
9	1:57.472	43.720	127	42.843	122	30.909	193	170	27	1:28.561	33.814	189	29.938	222	24.809	193	233
10	1:29.320	34.452	187	30.007	223	24.861	194	234	28	1:28.772	33.924	189	29.940	223	24.908	193	233
11	1:29.296	34.228	188	30.176	221	24.892	193	236	29	1:28.903	33.946	189	30.056	222	24.901	192	232
12	1:28.852	33.685	189	30.039	223	25.128	192	233	30	1:28.858	34.004	189	30.011	224	24.843	193	232
13	1:28.373	33.701	189	29.922	223	24.750	193	233	31	1:28.771	33.849	189	30.072	223	24.850	193	233
14	1:28.358	33.675	190	29.824	223	24.859	194	234	32	1:28.719	33.808	189	29.970	223	24.941	192	233
15	1:28.912	33.928	188	29.975	224	25.009	196	235	33	1:29.790	33.981	189	30.579	223	25.230	193	233
16	1:29.475	34.476	189	30.210	223	24.789	192	237	34	2:05.580	41.295	81	47.917	130	36.368	94	233
17	1:28.381	33.742	188	29.758	224	24.881	192	233	35	2:13.090	54.987	126	45.648	133	32.455	193	87
18	1:45.944	33.862	189	29.802	223	42.280	58	232	36	1:32.201	36.012	187	30.705	222	25.484	192	233

Lap	Time	SE1	SP1	SE2	SP2	SE3	SP3	TSP	Lap	Time	SE1	SP1	SE2	SP2	SE3	SP3	TSP
36 Bachler, AUT / Macdowall, GBR									theoretical besttime: 1:27.311								
1	1:29.944	35.650	192	29.521	226	24.773	196	231	19	2:36.522	1:41.652	191	29.967	226	24.903	195	
2	1:29.515	33.333	192	29.475	227	26.707	194	236	20	1:28.416	33.700	190	29.859	228	24.857	196	238
3	1:57.768	43.273	133	41.257	158	33.238	168	139	21	1:28.704	33.748	191	29.944	228	25.012	196	238
4	2:01.694	46.636	137	43.032	135	32.026	196	170	22	1:27.901	33.578	191	29.439	228	24.884	196	237
5	1:27.665	33.624	192	29.367	226	24.674	196	237	23	1:28.503	33.810	191	29.584	228	25.109	195	237
6	1:27.858	33.412	193	29.350	227	25.096	194	236	24	1:28.320	33.517	190	29.893	228	24.910	196	237
7	1:59.623	40.493	131	46.766	173	32.364	160	224	25	1:28.210	33.666	193	29.643	229	24.901	196	236
8	2:03.673	43.389	155	46.887	162	33.397	177	193	26	1:28.378	33.803	190	29.665	226	24.910	195	237
9	2:00.861	43.568	111	45.112	106	32.181	196	165	27	1:28.149	33.546	192	29.763	228	24.840	195	238
10	1:27.513	33.386	192	29.395	227	24.732	197	237	28	1:28.542	33.702	192	29.804	230	25.036	195	239
11	1:27.721	33.468	192	29.516	226	24.737	197	238	29	1:28.655	33.789	190	29.885	226	24.981	196	238
12	1:27.660	33.351	192	29.459	226	24.850	197	239	30	1:28.625	33.749	191	29.782	229	25.094	196	238
13	1:27.529	33.367	194	29.465	226	24.697	197	238	31	1:28.736	33.846	191	29.887	227	25.003	198	238
14	1:27.680	33.373	192	29.428	227	24.879	197	239	32	1:28.488	33.660	191	29.810	228	25.018	195	238
15	1:27.628	33.287	193	29.637	227	24.704	198	238	33	1:32.268	33.762	190	30.628	216	27.878	191	239
16	1:27.755	33.347	192	29.546	228	24.862	197	239	34	2:09.864	44.809	90	47.900	153	37.155	98	217
17	1:28.054	33.573	192	29.665	228	24.816	197	236	35	2:14.009	54.250	121	46.217	130	33.542	196	105
18	1:45.542	33.634	192	29.632	228	42.276	57	240	36	1:29.377	34.161	188	30.175	226	25.041	196	238



ADAC GT Masters



Sector List Race 1

Provisional

Motorsportarena Oschersleben, Length: 3696m

Air temperature: 15.12°C

Track temperature: 27.79°C

Weather condition: Dry

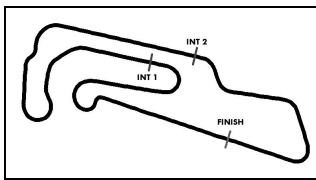
DMSB Reg. Nr.: 121/17

Saturday, April 29, 2017 13:15:00

Lap	Time	SE1	SP1	SE2	SP2	SE3	SP3	TSP	Lap	Time	SE1	SP1	SE2	SP2	SE3	SP3	TSP
42 Collard, GBR / Eng, AUT									theoretical besttime: 1:27.771								
1	1:37.560	40.680	188	31.395	228	25.485	197	230	19	1:29.354	34.362	187	30.014	227	24.978	195	237
2	1:33.443	34.497	189	31.532	190	27.414	167	238	20	1:28.531	33.981	189	29.708	228	24.842	196	237
3	1:57.311	41.945	97	43.612	115	31.754	98	173	21	1:27.959	33.567	189	29.676	226	24.716	196	236
4	1:56.406	46.468	105	40.864	168	29.074	197	121	22	1:28.816	33.682	189	30.312	228	24.822	196	236
5	1:29.618	34.511	192	29.851	229	25.256	197	239	23	1:27.909	33.618	189	29.641	227	24.650	196	237
6	1:30.817	34.187	191	30.378	228	26.252	192	238	24	1:28.228	33.734	190	29.810	227	24.684	197	236
7	1:57.373	37.843	99	49.788	147	29.742	112	168	25	1:28.902	33.923	188	29.956	226	25.023	196	237
8	2:05.798	44.145	113	48.185	187	33.468	97	160	26	1:28.676	33.843	188	29.974	225	24.859	197	237
9	1:55.117	43.537	101	42.515	141	29.065	198	174	27	1:28.377	33.749	189	29.859	226	24.769	196	238
10	1:29.818	34.494	191	30.184	229	25.140	198	240	28	1:28.562	33.807	189	29.884	228	24.871	196	237
11	1:29.873	34.312	190	30.195	229	25.366	198	240	29	1:28.672	33.848	189	29.818	228	25.006	195	237
12	1:28.465	33.863	191	29.753	228	24.849	197	240	30	1:29.019	33.846	189	30.045	228	25.128	195	237
13	1:47.055	34.076	189	30.642	228	42.337	59	238	31	1:28.630	33.788	189	29.960	227	24.882	197	238
14	2:30.526	1:36.093	189	29.754	225	24.679	196		32	1:29.033	33.979	188	29.967	228	25.087	196	237
15	1:28.610	33.480	190	30.114	227	25.016	197	236	33	1:30.559	33.937	183	31.256	210	25.366	194	237
16	1:29.370	34.264	191	30.265	227	24.841	196	236	34	2:04.119	40.734	62	47.348	160	36.037	117	227
17	1:28.191	33.629	190	29.775	226	24.787	196	236	35	2:11.765	55.672	109	44.513	143	31.580	196	75
18	1:28.553	33.639	190	30.073	227	24.841	197	236	36	1:32.354	35.366	187	31.349	226	25.639	194	238

Lap	Time	SE1	SP1	SE2	SP2	SE3	SP3	TSP	Lap	Time	SE1	SP1	SE2	SP2	SE3	SP3	TSP
44 Busch, DEU / Busch, DEU									theoretical besttime: 1:28.887								
1	1:42.093	43.225	186	33.005	224	25.863	193	232	19	1:31.183	34.850	183	30.823	222	25.510	191	233
2	1:36.067	34.745	185	34.148	166	27.174	170	236	20	1:31.843	34.896	182	31.394	220	25.553	190	233
3	1:56.344	39.551	112	44.380	102	32.413	103	181	21	1:30.874	34.687	185	30.696	222	25.491	190	232
4	1:54.406	46.160	180	40.267	147	27.979	194	99	22	1:31.116	34.804	184	30.808	221	25.504	189	232
5	1:30.816	35.099	188	30.771	223	24.946	193	237	23	1:30.472	34.626	185	30.512	222	25.334	190	232
6	1:33.022	33.766	186	30.932	180	28.324	146	235	24	1:30.576	34.505	186	30.639	222	25.432	191	232
7	1:57.119	36.593	139	51.765	81	28.761	119	189	25	1:30.618	34.665	185	30.546	221	25.407	191	232
8	2:05.779	44.118	172	49.747	139	31.914	124	103	26	1:31.319	34.609	185	30.938	222	25.772	192	234
9	1:51.880	42.881	110	41.308	126	27.691	194	109	27	1:31.912	35.723	185	30.761	223	25.428	191	234
10	1:30.130	34.310	187	30.496	226	25.324	194	236	28	1:31.397	34.827	185	30.939	221	25.631	191	233
11	1:32.022	34.776	186	30.558	225	26.688	191	238	29	1:31.532	34.917	186	30.763	222	25.852	183	232
12	1:30.556	35.111	188	30.349	223	25.096	192	235	30	1:31.312	34.880	186	30.782	222	25.650	192	231
13	1:29.375	34.127	187	30.175	224	25.073	193	237	31	1:31.236	34.772	186	30.869	221	25.595	192	234
14	1:30.297	34.425	186	30.677	224	25.195	193	235	32	1:33.523	35.343	183	32.210	219	25.970	190	234
15	1:29.214	33.916	187	30.252	224	25.046	191	236	33	1:33.053	35.590	183	31.483	220	25.980	190	232
16	1:29.257	33.908	187	30.285	224	25.064	192	235	34	1:32.902	35.782	183	31.328	220	25.792	190	232
17	1:49.086	34.635	185	31.287	224	43.164	56	234	35	1:38.686	34.946	184	36.803	176	26.937	193	233
18	2:46.378	1:49.718	185	30.945	222	25.715	189		36	1:32.353	35.442	187	31.100	224	25.811	192	236

Lap	Time	SE1	SP1	SE2	SP2	SE3	SP3	TSP	Lap	Time	SE1	SP1	SE2	SP2	SE3	SP3	TSP
48 Dontje, NLD / Kirchhöfer, DEU									theoretical besttime: 1:28.478								
1	1:38.054	40.969	186	31.581	223	25.504	193	223	19	1:28.898	34.025	189	29.999	224	24.874	194	235
2	1:33.419	34.499	187	31.593	192	27.327	178	233	20	1:29.844	34.729	188	30.159	225	24.956	195	236
3	1:57.390	42.095	94	43.524	118	31.771	98	160	21	1:28.651	33.843	189	29.897	224	24.911	195	234
4	1:56.253	46.523	112	40.722	169	29.008	193	116	22	1:28.941	34.005	189	29.900	225	25.036	193	235
5	1:29.936	34.458	189	30.274	222	25.204	193	234	23	1:29.288	34.163	190	30.089	224	25.036	194	234
6	1:31.375	33.990	187	30.332	223	27.053	190	233	24	1:29.236	34.156	189	30.120	223	24.960	194	233
7	1:57.070	37.855	99	50.260	109	28.955	115	164	25	1:28.986	34.145	190	29.971	223	24.870	194	234
8	2:05.339	44.391	113	47.915	172	33.033	104	150	26	1:28.765	34.045	189	29.835	222	24.885	194	234
9	1:55.040	43.649	110	42.267	144	29.124	194	165	27	1:28.712	33.899	190	29.945	222	24.868	195	234
10	1:29.939	34.401	189	30.358	222	25.180	194	235	28	1:28.553	33.918	190	29.811	223	24.824	194	234
11	1:29.745	34.175	189	30.367	223	25.203	194	234	29	1:28.963	33.990	190	30.019	224	24.954	194	234
12	1:29.375	34.170	190	30.123	224	25.082	195	234	30	1:29.172	34.022	189	30.147	225	25.003	195	234
13	1:29.303	34.008	188	30.187	223	25.108	193	235	31	1:29.239	34.053	191	30.126	225	25.060	195	236
14	1:46.298	33.931	190	30.086	223	42.281	58	234	32	1:29.241	34.119	190	30.145	224	24.977	194	236
15	2:30.859	1:35.525	189	30.207	223	25.127	193		33	1:31.051	34.312	189	31.160	223	25.579	193	235
16	1:29.698	34.228	188	30.334	225	25.136	193	234	34	2:00.806	36.610	93	46.594	130	37.602	115	235
17	1:29.144	34.156	189	30.028	224	24.960	194	234	35	2:08.223	53.720	136	44.198	157	30.305	195	83
18	1:28.879	33.945	189	29.958	223	24.976	194	235	36	1:32.167	34.505	189	31.844	225	25.818	192	235



ADAC GT Masters

Sector List Race 1

Provisional



Motorsportarena Oschersleben, Length: 3696m

Air temperature: 15.12°C

Track temperature: 27.79°C

Weather condition: Dry

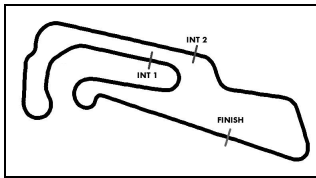
DMSB Reg. Nr.: 121/17

Saturday, April 29, 2017 13:15:00

Lap	Time	SE1	SP1	SE2	SP2	SE3	SP3	TSP	Lap	Time	SE1	SP1	SE2	SP2	SE3	SP3	TSP	
50	Geipel, DEU / Frey, CHE										theoretical besttime: 1:28.493							
1	1:40.139	42.260	186	32.435	224	25.444	194	236	19	1:49.597	36.021	188	31.069	225	42.507	59	236	
2	1:33.912	34.302	188	32.910	190	26.700	187	238	20	1:44.459	48.928	189	30.388	224	25.143	193		
3	1:56.548	41.232	108	43.929	103	31.387	92	147	21	1:29.241	33.928	188	30.204	224	25.109	193	236	
4	1:56.028	46.920	157	40.747	163	28.361	194	98	22	1:28.912	33.981	189	30.088	225	24.843	194	235	
5	1:30.400	34.524	189	30.535	224	25.341	193	237	23	1:29.034	34.061	189	30.080	224	24.893	194	236	
6	1:32.895	34.303	188	30.803	159	27.789	185	237	24	1:28.952	33.919	190	30.058	225	24.975	194	236	
7	1:55.696	36.554	110	50.746	104	28.396	117	221	25	1:28.905	33.845	188	30.042	225	25.018	195	236	
8	2:05.428	44.415	116	49.391	139	31.622	123	118	26	1:29.163	33.948	189	30.108	224	25.107	193	237	
9	1:54.172	44.119	122	41.905	128	28.148	194	117	27	1:28.987	34.023	188	30.064	225	24.900	193	236	
10	1:30.766	34.528	188	30.753	225	25.485	194	237	28	1:29.097	34.004	187	30.211	225	24.882	194	236	
11	2:12.245	34.032	189	30.785	225	1:07.428	58	237	29	1:28.990	33.819	188	30.106	225	25.065	194	237	
12	2:00.656	1:05.231	188	30.007	223	25.418	155		30	1:29.013	33.799	189	30.043	224	25.171	194	236	
13	1:30.357	35.378	189	30.126	222	24.853	195	206	31	1:29.610	34.180	189	30.095	224	25.335	194	238	
14	1:28.622	33.840	189	30.095	222	24.687	194	236	32	1:30.156	34.127	189	30.522	225	25.507	194	237	
15	1:46.079	33.859	189	30.253	223	41.967	58	236	33	1:38.191	34.271	188	30.982	221	32.938	98	237	
16	2:32.666	1:36.598	187	30.621	224	25.447	191		34	2:04.653	53.174	124	43.424	164	28.055	196	71	
17	1:32.427	35.126	189	31.265	218	26.036	193	235	35	1:31.855	35.184	188	30.553	227	26.118	190	240	
18	1:30.029	34.104	189	30.583	222	25.342	192	238										

Lap	Time	SE1	SP1	SE2	SP2	SE3	SP3	TSP	Lap	Time	SE1	SP1	SE2	SP2	SE3	SP3	TSP	
63	Ineichen, CHE / Engelhart, DEU										theoretical besttime: 1:28.027							
1	1:35.905	39.170	190	31.424	227	25.311	196	234	19	1:29.603	33.788	191	30.360	227	25.455	197	240	
2	1:31.957	34.224	188	30.368	226	27.365	191	239	20	1:29.323	34.513	190	30.047	228	24.763	196	240	
3	1:56.923	41.916	117	41.738	128	33.269	122	137	21	1:28.688	33.943	190	29.867	225	24.878	198	240	
4	1:58.376	46.664	91	41.016	148	30.696	196	137	22	1:28.827	33.866	188	30.040	228	24.921	196	240	
5	1:29.479	34.313	189	30.221	226	24.945	196	241	23	1:28.580	33.665	190	29.931	229	24.984	197	238	
6	1:31.016	33.960	191	31.073	226	25.983	196	238	24	1:28.663	33.822	189	29.939	226	24.902	196	241	
7	1:56.898	37.499	103	48.441	165	30.958	123	182	25	1:28.782	33.905	189	29.994	229	24.883	198	239	
8	2:04.329	43.735	129	46.899	165	33.695	126	159	26	1:28.808	33.874	189	30.000	226	24.934	197	241	
9	1:57.063	43.771	109	42.652		30.640	197	178	27	1:28.313	33.645	189	29.731	228	24.937	196	241	
10	1:29.996	34.565	189	30.277	226	25.154	195	238	28	1:28.493	33.669	189	30.011	228	24.813	196	240	
11	1:29.497	34.315	191	30.139	226	25.043	197	236	29	1:28.684	33.697	188	29.989	227	24.998	197	239	
12	1:28.982	33.683	190	30.091	226	25.208	196	241	30	1:28.916	33.840	190	30.140	229	24.936	197	240	
13	1:29.342	34.253	190	29.994	227	25.095	197	235	31	1:28.722	33.660	189	30.089	226	24.973	197	239	
14	1:46.054	33.970	189	30.110	226	41.974	59	239	32	1:28.848	33.800	191	30.061	228	24.987	198		
15	2:29.818	1:34.840	190	30.121	224	24.857	196		33	1:30.635	33.883	186	31.226	227	25.526	196	239	
16	1:28.547	33.867	189	29.872	226	24.808	195	237	34	2:03.705	40.678	61	46.583	160	36.444	127	236	
17	1:28.218	33.679	190	29.684	227	24.855	196	236	35	2:12.311	55.891	113	44.806	143	31.614	198	70	
18	1:28.287	33.677	188	29.912	227	24.698	198	239	36	1:32.494	35.653	189	31.285	227	25.556	196	241	

Lap	Time	SE1	SP1	SE2	SP2	SE3	SP3	TSP	Lap	Time	SE1	SP1	SE2	SP2	SE3	SP3	TSP	
66	Judek, DEU / Lindholm, DEU										theoretical besttime: 1:28.732							
1	1:42.527	43.962	188	32.628	224	25.937	195	225	19	1:28.966	33.861	189	30.144	225	24.961	194	237	
2	1:36.378	34.729	188	34.534	170	27.115	183	240	20	1:28.916	33.898	189	30.052	226	24.966	195	237	
3	1:56.156	39.549	130	44.172	108	32.435	99	181	21	1:29.256	34.057	190	30.155	225	25.044	194	236	
4	1:54.648	45.993	182	40.324	157	28.331	195	103	22	1:29.036	33.868	189	30.208	225	24.960	195	236	
5	1:31.706	34.703	190	31.087	226	25.916	194	236	23	1:29.262	33.954	190	30.159	225	25.149	195	236	
6	1:32.210	34.312	189	30.635	223	27.263	188	238	24	1:29.204	33.974	190	30.206	225	25.024	195	236	
7	1:57.883	37.759	184	50.922	87	29.202	156	195	25	1:28.770	33.890	189	29.970	225	24.910	195	236	
8	2:05.807	43.831	158	49.580	130	32.396	144	84	26	1:29.357	33.991	190	30.214	225	25.152	195	237	
9	1:52.130	42.503	126	41.338	121	28.289	195	89	27	1:29.446	34.038	189	30.173	225	25.235	194	237	
10	1:31.906	34.910	189	30.897	224	26.099	194	237	28	1:29.016	34.010	190	30.018	226	24.988	195	236	
11	1:31.802	34.468	188	30.752	223	26.582	195	237	29	1:29.266	33.996	191	30.075	226	25.195	195	237	
12	1:30.900	34.352	189	30.760	224	25.788	195	237	30	1:29.673	34.018	189	30.353	225	25.302	196	237	
13	1:31.403	34.545	188	30.956	224	25.902	194	237	31	1:29.764	34.209	190	30.296	225	25.259	194	237	
14	1:31.443	34.520	189	30.981	223	25.942	194	237	32	1:29.658	33.990	190	30.330	225	25.338	193	236	
15	1:49.379	34.536	189	31.051	224	43.792	58	236	33	1:31.020	35.012	189	30.680	224	25.328	195	236	
16	2:36.078	1:39.880	189	30.632	224	25.566	194		34	1:38.627	35.019	189	31.146	224	32.462	101	237	
17	1:29.753	33.964	190	30.530	223	25.259	195	235	35	2:05.096	53.110	127	43.966	168	28.020	196	72	
18	1:29.271	33.852	190	30.322	225	25.097	196	236	36	1:32.537	35.812	187	30.889	225	25.836	195	238	



ADAC GT Masters

Sector List Race 1

Provisional



Motorsportarena Oschersleben, Length: 3696m

Air temperature: 15.12°C

Track temperature: 27.79°C

Weather condition: Dry

DMSB Reg. Nr.: 121/17

Saturday, April 29, 2017 13:15:00

Lap	Time	SE1	SP1	SE2	SP2	SE3	SP3	TSP	Lap	Time	SE1	SP1	SE2	SP2	SE3	SP3	TSP
77 Gounon, FRA / Keilwitz, DEU									theoretical besttime: 1:28.971								
1	1:33.605	37.697	194	30.609	233	25.299	198	218	4	2:00.016	46.255	147	42.025	149	31.736	198	156
2	1:31.098	33.916	192	30.077	221	27.105	197	238	5	1:29.339	34.284	191	29.936	230	25.119	199	237
3	1:56.089	41.597	118	41.004	166	33.488	124	202	6		34.582	185					238

84 Assenheimer, DEU / Götz, DEU									theoretical besttime: 1:28.160								
1	1:39.108	41.782	186	31.873	221	25.453	194	221	19	1:29.263	33.954	188	30.162	221	25.147	193	235
2	1:34.520	34.165	188	33.288	202	27.067	169	235	20	1:29.207	33.943	189	30.151	224	25.113	194	235
3	1:56.534	41.269	108	43.832	112	31.433	102	146	21	1:29.078	33.965	189	30.152	222	24.961	194	234
4	1:56.019	46.753	142	40.702	165	28.564	193	100	22	1:29.487	34.114	188	30.133	224	25.240	191	235
5	1:30.473	34.571	187	30.611	222	25.291	193	234	23	1:29.443	34.000	190	30.122	223	25.321	193	233
6	1:32.625	34.155	188	31.092	165	27.378	181	234	24	1:28.566	34.025	186	29.687	222	24.854	193	233
7	1:55.809	36.858	101	50.518	117	28.433	133	192	25	1:28.345	33.859	189	29.673	222	24.813	193	233
8	2:05.468	44.399	111	49.403	155	31.666	111	111	26	1:28.315	33.756	189	29.683	222	24.876	193	233
9	1:54.329	44.061	112	41.882	148	28.386	194	133	27	1:28.358	33.712	189	29.854	221	24.792	193	233
10	1:30.718	34.631	188	30.730	224	25.357	193	234	28	1:28.246	33.753	189	29.718	223	24.775	192	233
11	1:35.701	34.013	189	30.876	223	30.812	193	235	29	1:28.949	34.331	189	29.675	223	24.943	193	232
12	1:30.730	34.716	186	30.682	223	25.332	193	234	30	1:28.549	33.774	189	29.771	223	25.004	191	233
13	1:30.488	34.127	188	30.893	224	25.468	194	234	31	1:28.591	33.915	188	29.823	222	24.853	194	232
14	1:30.461	34.445	189	30.554	223	25.462	194	236	32	1:28.811	33.952	189	29.809	223	25.050	192	233
15	1:46.756	34.353	187	29.937	222	42.466	59	235	33	1:30.031	34.230	188	30.406	220	25.395	193	233
16	2:31.435	1:36.091	188	30.090	223	25.254	193		34	1:54.426	34.629	181	42.603	115	37.194	103	233
17	1:28.875	33.976	189	29.931	223	24.968	193	233	35	2:07.372	53.674	122	43.757	173	29.941	194	77
18	1:29.022	33.992	189	29.927	223	25.103	194	234	36	1:32.243	34.556	188	31.700	224	25.987	192	235

99 Renauer, DEU / Müller, DEU									theoretical besttime: 1:28.084								
1	1:34.666	38.476	189	30.977	228	25.213	198	226	19	1:30.117	34.180	193	30.313	230	25.624	198	242
2	1:31.665	34.513	183	29.933	229	27.219	196	240	20	1:28.964	34.234	191	29.864	229	24.866	198	242
3	1:56.466	42.092	91	41.254	146	33.120	111	147	21	1:28.863	33.882	190	30.002	229	24.979	198	241
4	1:59.101	46.688	127	41.493	150	30.920	197	142	22	1:28.590	33.543	193	30.088	231	24.959	198	241
5	1:29.473	34.202	193	30.110	229	25.161	197	242	23	1:28.499	33.751	193	29.827	228	24.921	197	242
6	1:31.345	34.339	193	31.167	229	25.839	196	242	24	1:28.731	33.919	190	29.930	229	24.882	198	241
7	1:56.558	37.255	108	47.621	173	31.682	142	216	25	1:28.875	33.876	193	30.108	229	24.891	196	241
8	2:03.776	43.446	138	47.233	150	33.097	155	152	26	1:28.688	33.913	193	29.907	228	24.868	198	240
9	1:58.349	43.711	134	43.398	114	31.240	197	189	27	1:28.345	33.514	193	29.873	228	24.958	199	242
10	1:29.160	34.262	192	29.938	228	24.960	198	238	28	1:28.618	33.723	192	29.974	229	24.921	198	242
11	1:29.031	34.015	193	30.099	228	24.917	198	242	29	1:28.614	33.714	189	29.998	228	24.902	197	241
12	1:28.626	33.847	194	29.859	230	24.920	198	242	30	1:28.888	33.958	192	30.062	232	24.868	199	242
13	1:28.483	33.808	193	29.932	229	24.743	198	242	31	1:28.947	33.735	192	30.243	227	24.969	197	242
14	1:28.769	33.760	194	30.080	228	24.929	199	242	32	1:28.661	33.730	194	30.025	229	24.906	198	241
15	1:28.985	33.756	193	29.946	229	25.283	198	242	33	1:29.860	33.900	189	30.689	228	25.271	197	242
16	1:47.163	34.208	193	29.921	229	43.034	55	242	34	2:04.445	41.049	62	46.914	151	36.482	109	238
17	2:29.566	1:34.537	192	30.058	228	24.971	198		35	2:12.607	55.498	114	44.891	137	32.218	197	73
18	1:28.805	33.580	193	30.398	227	24.827	198	241	36	1:31.742	35.529	192	30.700	230	25.513	196	236