

# ADAC Formel 4

## Result List Race 1

Provisional



Motorsportarena Oschersleben, Length: 3696m

Air temperature: 13.47°C

Track temperature: 24.06°C

Weather condition: Dry

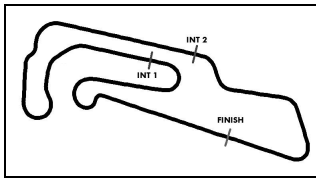
**DMSB** Reg. Nr.: 120/17

Saturday, April 29, 2017 12:00:00

started : 25      classified : 24      not classified : 1

Nr.	Drivers	Team	Laps	Total Time	Gap	Kph	Lap	Time	Kph
Cl.	Car	Competitor							
1	44 <b>J.Vips(ITA)</b> ADAC Formel 4 powered by Abarth	(T) <b>Prema Powerteam SRL(ITA)</b> Prema Powerteam SRL	20	<b>30:58.055</b>		143.4	9	1:26.941	153.0
2	27 <b>N.Nielsen(DNK)</b> ADAC Formel 4 powered by Abarth	<b>US Racing(DEU)</b> US Racing	20	<b>31:00.177</b>	2.122	143.1	8	1:26.897	153.1
3	33 <b>J.Aberlein(DEU)</b> ADAC Formel 4 powered by Abarth	(T) <b>Motopark(DEU)</b> Motopark	20	<b>31:00.935</b>	2.880	143.2	14	1:27.158	152.6
4	13 <b>F.Scherer(CHE)</b> ADAC Formel 4 powered by Abarth	(T) <b>US Racing(DEU)</b> US Racing	20	<b>31:02.087</b>	4.032	143.1	11	1:27.148	152.6
5	68 <b>J.Correa(ITA)</b> ADAC Formel 4 powered by Abarth	<b>Prema Powerteam SRL(ITA)</b> Prema Powerteam SRL	20	<b>31:02.467</b>	4.412	143.2	12	1:27.207	152.5
6	18 <b>J.Hanses(DEU)</b> ADAC Formel 4 powered by Abarth	<b>US Racing(DEU)</b> US Racing	20	<b>31:03.699</b>	5.644	143.1	12	1:27.330	152.3
7	5 <b>L.Zendeli(DEU)</b> ADAC Formel 4 powered by Abarth	(T) <b>ADAC Berlin-Brandenburg e.V.(DEU)</b> ADAC Berlin-Brandenburg e.V.	20	<b>31:04.084</b>	6.029	143.1	12	1:27.269	152.4
8	7 <b>O.Söderström(SWE)</b> ADAC Formel 4 powered by Abarth	<b>ADAC Berlin-Brandenburg e.V.(DEU)</b> ADAC Berlin-Brandenburg e.V.	20	<b>31:05.945</b>	7.890	142.9	14	1:27.386	152.2
9	9 <b>M.Armstrong(ITA)</b> ADAC Formel 4 powered by Abarth	(T) <b>Prema Powerteam SRL(ITA)</b> Prema Powerteam SRL	20	<b>31:06.731</b>	8.676	142.9	10	1:27.456	152.1
10	83 <b>K.Moreira-Laliberte(CHE)</b> ADAC Formel 4 powered by Abarth	(T) <b>Van Amersfoort Racing(NLD)</b> Van Amersfoort Racing	20	<b>31:07.016</b>	8.961	142.8	14	1:27.509	152.0
11	28 <b>K.Schramm(DEU)</b> ADAC Formel 4 powered by Abarth	(T) <b>US Racing(DEU)</b> US Racing	20	<b>31:08.477</b>	10.422	142.9	11	1:27.511	152.0
12	99 <b>C.Weerts(BEL)</b> R ADAC Formel 4 powered by Abarth	<b>Motopark(DEU)</b> Motopark	20	<b>31:10.865</b>	12.810	142.6	13	1:27.453	152.1
13	3 <b>L.Gachot(GBR)</b> ADAC Formel 4 powered by Abarth	<b>Van Amersfoort Racing(NLD)</b> Van Amersfoort Racing	20	<b>31:11.144</b>	13.089	143.0	16	1:27.073	152.8
14	2 <b>F.Vesti(DNK)</b> ADAC Formel 4 powered by Abarth	<b>Van Amersfoort Racing(NLD)</b> Van Amersfoort Racing	20	<b>31:11.247</b>	13.192	142.5	11	1:27.452	152.1
15	4 <b>S.Flörsch(DEU)</b> ADAC Formel 4 powered by Abarth	(T) <b>ADAC Berlin-Brandenburg e.V.(DEU)</b> ADAC Berlin-Brandenburg e.V.	20	<b>31:12.262</b>	14.207	142.7	18	1:27.211	152.5
16	42 <b>L.Hoogenboom(NLD)</b> ADAC Formel 4 powered by Abarth	(T) <b>Motopark(DEU)</b> Motopark	20	<b>31:14.685</b>	16.630	142.4	16	1:27.749	151.6
17	80 <b>A.Estner(DEU)</b> ADAC Formel 4 powered by Abarth	(T) <b>Neuhauser Racing Team(AUT)</b> Neuhauser Racing Team	20	<b>31:16.037</b>	17.982	142.3	14	1:27.694	151.7
18	79 <b>D.Malukas(LTU)</b> ADAC Formel 4 powered by Abarth	<b>Motopark(DEU)</b> Motopark	20	<b>31:16.598</b>	18.543	142.2	11	1:27.782	151.5
19	11 <b>M.Wishofer(AUT)</b> R ADAC Formel 4 powered by Abarth	(T) <b>Lechner Racing(AUT)</b> Lechner Racing	20	<b>31:23.233</b>	25.178	142.1	13	1:28.015	151.1
20	81 <b>M.Waldherr(DEU)</b> ADAC Formel 4 powered by Abarth	(T) <b>Neuhauser Racing Team(AUT)</b> Neuhauser Racing Team	20	<b>31:24.888</b>	26.833	141.6	17	1:27.719	151.6
21	1 <b>F.Drugovich(ITA)</b> ADAC Formel 4 powered by Abarth	(T) <b>Van Amersfoort Racing(NLD)</b> Van Amersfoort Racing	20	<b>31:31.040</b>	32.985	143.2	15	1:27.073	152.8
22	10 <b>R.Wagner(DEU)</b> R ADAC Formel 4 powered by Abarth	(T) <b>Lechner Racing(AUT)</b> Lechner Racing	20	<b>31:34.315</b>	36.260	141.2	15	1:28.745	149.9
23	98 <b>C.Piro(DEU)</b> ADAC Formel 4 powered by Abarth	(T) <b>Team Piro Sport Interdental(DEU)</b> Team Piro Sport Interdental	19	<b>31:16.973</b>	1LAPS	135.2	10	1:27.752	151.6
24	26 <b>L.Heinrich(DEU)</b> R ADAC Formel 4 powered by Abarth	<b>Laurin Heinrich(DEU)</b> Laurin Heinrich	19	<b>31:34.840</b>	1LAPS	133.5	16	1:28.577	150.2
<b>Not classified</b>									
6	<b>T.Beckhäuser(CZE)</b> R ADAC Formel 4 powered by Abarth	<b>ADAC Berlin-Brandenburg e.V.(DEU)</b> ADAC Berlin-Brandenburg e.V.	2	<b>3:26.174</b>	18 LAP	140.3	2	1:34.791	140.3

*Fastest lap of the race. Car 27 driver Nicklas Nielsen on lap 8. Time 1:26.897, average speed 153.1 km/h.*



# ADAC Formel 4

## Result List Race 1

Provisional



Motorsportarena Oschersleben, Length: 3696m

Air temperature: 13.47°C

Track temperature: 24.06°C

Weather condition: Dry

**DMSB** Reg. Nr.: 120/17

Saturday, April 29, 2017 12:00:00

**started : 25      classified : 24      not classified : 1**

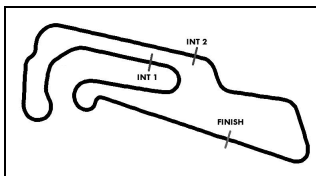
Nr. Drivers	Team	Laps	Total Time	Gap	Kph	Lap	Time	Kph
Cl. Car	Competitor							

Following race director decision no. 55 drive trough penalty in exchange a time penalty of 30 seconds for car no. 1

T = nominated for the team classification

<b>Subject to final scrutineering!</b>		
Publication time:	Clerk of the Course: Ralph Bohnhorst	Timekeeper: Steffen Ruhl





# ADAC Formel 4

## Sector List Race 1

Provisional



Motorsportarena Oschersleben, Length: 3696m

Air temperature: 13.47°C

Track temperature: 24.06°C

Weather condition: Dry

**DMSB** Reg. Nr.: 120/17

Saturday, April 29, 2017 12:00:00

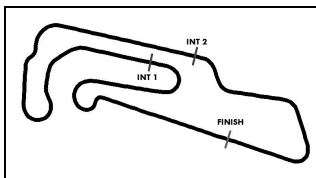
Lap	Time	SE1	SP1	SE2	SP2	SE3	SP3	TSP	Lap	Time	SE1	SP1	SE2	SP2	SE3	SP3	TSP
<b>1 Drugovich, ITA</b>									<b>theoretical besttime: 1:27.100</b>								
1	1:36.071	40.923	<b>177</b>	30.200	207	24.948	<b>181</b>	175	11	1:27.842							
2	1:29.044	34.873	176	29.481	<b>209</b>	24.690	179	211	12	1:27.290							
3	1:27.523	34.146	174	29.192	206	<b>24.185</b>	180	209	13	1:27.800							
4	1:30.504	33.859	175	29.195	190	27.450	128	210	14	1:27.240							
5	2:13.243	48.908	72	50.150	132	34.185	127	159	15	<b>1:27.073</b>							
6	2:17.813	56.043	127	49.272	101	32.498	180	164	16	1:27.383							
7	1:27.831	34.270	177	29.245	208	24.316	180	<b>213</b>	17	1:27.438							
8	1:27.361	<b>33.847</b>	175	<b>29.184</b>	207	24.330	180	210	18	1:28.165							
9	1:27.124	<b>33.731</b>						211	19	1:28.450							
10	1:27.172	33.815							20	1:28.673							

<b>2 Vesti, DNK</b>									<b>theoretical besttime: 1:27.328</b>								
1	1:38.373	42.850	175	30.563	205	24.960	181	187	11	<b>1:27.452</b>	33.900	175	29.359	206	24.193	180	210
2	1:29.732	35.047	176	29.919	<b>208</b>	24.766	178	210	12	1:27.812	33.996	176	29.619	204	24.197	180	209
3	1:28.342	34.420	174	29.538	205	24.384	180	208	13	1:27.489	<b>33.891</b>	<b>175</b>	29.457	204	<b>24.141</b>	<b>180</b>	210
4	1:31.821	34.310	174	29.537	201	27.974	155	209	14	1:27.853	34.060	176	<b>29.296</b>	<b>207</b>	24.497	178	209
5	2:12.930	48.354	85	50.040	147	34.536	124	144	15	1:27.809	34.119	176	29.372	204	24.318	179	208
6	2:15.032	57.726	138	46.342	104	30.964	179	127	16	1:27.795	34.041	175	29.454	204	24.300	180	209
7	1:30.302	35.751	174	30.024	205	24.527	179	209	17	1:27.824	34.099	175	29.381	205	24.344	179	209
8	1:29.010	34.954	175	29.621	205	24.435	179	208	18	1:28.232	34.092	176	29.710	204	24.430	180	209
9	1:27.735	33.989	175	29.382	206	24.364	180	208	19	1:28.606	34.600	177	29.677	206	24.329	181	211
10	1:27.667	33.909	175	29.501	205	24.257	179	209	20	1:29.431	34.430	175	29.790	206	25.211	182	<b>212</b>

<b>3 Gachot, GBR</b>									<b>theoretical besttime: 1:26.929</b>								
1	1:43.284	46.688	174	31.277	202	25.319	177	196	11	1:27.800	33.711	175	29.699	208	24.390	182	210
2	1:29.231	34.752	173	29.880	206	24.599	179	208	12	1:27.434	33.883	173	29.249	206	24.302	180	<b>213</b>
3	1:28.414	34.371	174	29.492	206	24.551	180	208	13	1:27.794	33.901	174	29.589	206	24.304	181	210
4	1:33.789	34.563	175	31.288	162	27.938	154	210	14	1:28.900	33.922	177	29.334	209	25.644	178	213
5	2:12.841	49.135	71	50.305	109	33.401	102	154	15	1:27.853	34.218	176	29.344	204	24.291	179	
6	2:11.410	59.836	122	43.574	149	28.000	180	137	16	<b>1:27.073</b>	33.748	175	<b>29.192</b>	<b>204</b>	24.133	180	208
7	1:30.060	34.926	176	30.275	204	24.859	179	211	17	1:27.147	33.755	175	29.276	204	<b>24.116</b>	<b>180</b>	209
8	1:28.847	34.463	<b>177</b>	29.948	206	24.436	<b>183</b>	209	18	1:27.702	<b>33.621</b>	<b>176</b>	29.644	205	24.437	181	210
9	1:28.514	34.676	174	29.399	207	24.439	180	211	19	1:27.506	34.001	175	29.328	205	24.177	179	213
10	1:27.599	33.886	175	29.378	207	24.335	179	211	20	1:27.946	33.759	175	29.502	206	24.685	181	208

<b>4 Flörsch, DEU</b>									<b>theoretical besttime: 1:27.154</b>								
1	1:41.632	45.368	177	31.022	206	25.242	180	200	11	1:27.634	33.787	175	29.511	206	24.336	180	210
2	1:29.210	34.227	174	30.237	206	24.746	180	<b>212</b>	12	1:27.493	33.828	175	29.369	206	24.296	180	208
3	1:28.814	34.561	175	29.611	206	24.642	<b>182</b>	211	13	1:28.271	33.963	172	29.949	205	24.359	180	212
4	1:32.494	34.616	178	30.159	157	27.719	145	210	14	1:29.426	33.887	176	29.602	205	25.937	180	210
5	2:13.349	49.115	72	50.757	112	33.477	103	150	15	1:27.988	34.139	177	29.578	205	24.271	181	211
6	2:12.735	59.595	118	44.131	130	29.009	180	136	16	1:27.634	33.959	177	29.430	204	24.245	180	211
7	1:30.374	35.249	<b>179</b>	30.183	207	24.942	181	210	17	1:27.267	33.761	175	<b>29.294</b>	<b>205</b>	24.212	180	209
8	1:28.816	34.057	176	30.163	205	24.596	181	210	18	<b>1:27.211</b>	<b>33.693</b>	<b>175</b>	29.351	204	<b>24.167</b>	<b>181</b>	209
9	1:28.159	34.048	174	29.695	204	24.416	181	210	19	1:28.308	34.543	174	29.521	204	24.244	180	210
10	1:27.737	33.870	175	29.373	<b>209</b>	24.494	180	210	20	1:27.710	33.897	175	29.393	204	24.420	180	208

<b>5 Zendeli, DEU</b>									<b>theoretical besttime: 1:27.138</b>								
1	1:37.459	42.100	175	30.453	206	24.906	181		11	1:27.324	33.883	176	29.213	206	<b>24.228</b>	<b>180</b>	210
2	1:29.407	35.207	175	29.785	207	24.415	178	<b>211</b>	12	<b>1:27.269</b>	<b>33.740</b>	<b>176</b>	29.194	208	24.335	181	210
3	1:28.058	34.266	176	29.537	206	24.255	179	209	13	1:27.476	33.848	175	29.375	206	24.253	181	209
4	1:30.985	34.051	176	29.359	204	27.575	164	208	14	1:27.625	33.954	175	29.269	208	24.402	181	210
5	2:12.918	48.444	79	50.541	123	33.933	143	133	15	1:28.395	34.141	176	29.789	208	24.465	180	211
6	2:16.516	57.561	113	47.268	100	31.687	181	125	16	1:27.769	33.952	174	29.421	206	24.396	180	210
7	1:29.404	35.380	176	29.475	206	24.549	180	210	17	1:27.798	34.101	175	29.421	205	24.276	181	210
8	1:27.480	33.941	176	29.286	206	24.253	<b>181</b>	209	18	1:27.596	33.956	176	29.379	206	24.261	181	210
9	1:27.517	33.888	176	29.180	<b>208</b>	24.449	180	211	19	1:27.902	33.862	177	29.665	206	24.375	181	210
10	1:27.430	33.890	176	<b>29.170</b>	208	24.370	179	210	20	1:27.756	34.017	176	29.301	207	24.438	180	210



# ADAC Formel 4

## Sector List Race 1

Provisional



Motorsportarena Oschersleben, Length: 3696m

Air temperature: 13.47°C

Track temperature: 24.06°C

Weather condition: Dry

**DMSB** Reg. Nr.: 120/17

Saturday, April 29, 2017 12:00:00

Lap	Time	SE1	SP1	SE2	SP2	SE3	SP3	TSP	Lap	Time	SE1	SP1	SE2	SP2	SE3	SP3	TSP	
<b>6</b>	Beckhäuser, CZE										<b>theoretical besttime: 1:34.791</b>							
1	1:51.383	48.319	<b>174</b>	35.049	200	28.015	<b>174</b>	170	3								201	
2	<b>1:34.791</b>	<b>36.011</b>	172	<b>31.953</b>	<b>204</b>	<b>26.827</b>	167	<b>205</b>										

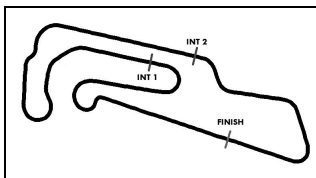
Lap	Time	SE1	SP1	SE2	SP2	SE3	SP3	TSP	Lap	Time	SE1	SP1	SE2	SP2	SE3	SP3	TSP	
<b>7</b>	Söderström, SWE										<b>theoretical besttime: 1:27.296</b>							
1	1:37.868	42.465	174	30.447	205	24.956	180	185	11	1:27.426	33.776	176	29.343	205	<b>24.307</b>	<b>179</b>	209	
2	1:29.614	35.020	176	29.961	<b>208</b>	24.633	177	208	12	1:27.490	33.720	175	29.370	206	24.400	178	207	
3	1:28.729	34.628	177	29.509		24.592	179	208	13	1:27.773	33.924	174	29.419	205	24.430	179	207	
4	1:31.662	33.991	175	29.396	189	28.275	143	208	14	<b>1:27.386</b>	<b>33.696</b>	<b>175</b>	29.350	206	24.340	179	208	
5	2:12.547	48.017	86	50.305	117	34.225	128	144	15	1:27.872	33.793	176	29.544	204	24.535	178	208	
6	2:15.445	57.459	130	47.082	103	30.904	<b>181</b>	125	16	1:27.924	34.006	176	29.529	204	24.389	180	209	
7	1:29.359	35.035	<b>178</b>	29.740	206	24.584	180	210	17	1:27.881	33.867	175	29.618	203	24.396	180	209	
8	1:27.919	34.074	176	29.457	205	24.388	179	<b>210</b>	18	1:27.858	33.867	175	29.598	204	24.393	180	208	
9	1:27.516	33.875	176	<b>29.293</b>	205	24.348	179	207	19	1:27.723	33.806	175	29.563	204	24.354	180	208	
10	1:27.522	33.852	176	29.301	206	24.369	178	209	20	1:28.431	34.014	175	29.669	204	24.748	178	210	

Lap	Time	SE1	SP1	SE2	SP2	SE3	SP3	TSP	Lap	Time	SE1	SP1	SE2	SP2	SE3	SP3	TSP	
<b>9</b>	Armstrong, ITA										<b>theoretical besttime: 1:27.290</b>							
1	1:38.701	43.059	174	30.772	204	24.870	180	184	11	1:27.488	<b>33.842</b>	<b>175</b>	29.491	204	24.155	180	209	
2	1:29.723	35.160	174	29.881	<b>207</b>	24.682	178	211	12	1:27.487	33.888	175	<b>29.323</b>	<b>205</b>	24.276	178	208	
3	1:28.592	34.506	175	29.749	204	24.337	179	210	13	1:27.591	33.953	173	29.459	205	24.179	179	209	
4	1:31.798	34.179	174	29.697	186	27.922	145	209	14	1:27.589	33.972	175	29.481	204	24.136	179	209	
5	2:13.058	48.624	80	50.403	143	34.031	116	155	15	1:27.606	33.885	176	29.416	205	24.305	179	209	
6	2:14.504	58.589	125	45.299	103	30.616	<b>181</b>	126	16	1:28.028	34.045	177	29.527	204	24.456	180	211	
7	1:29.252	34.774	175	29.925	204	24.553	179	<b>213</b>	17	1:27.921	33.922	176	29.580	204	24.419	179	211	
8	1:28.234	34.361	175	29.531	203	24.342	180	211	18	1:27.944	34.010	176	29.506	204	24.428	180	210	
9	1:27.502	33.932	175	29.377	204	24.193	179	209	19	1:28.019	34.061	175	29.613	205	24.345	178	210	
10	<b>1:27.456</b>	33.851	175	29.480	207	<b>24.125</b>	179	209	20	1:28.238	34.069	176	29.681	204	24.488	179	209	

Lap	Time	SE1	SP1	SE2	SP2	SE3	SP3	TSP	Lap	Time	SE1	SP1	SE2	SP2	SE3	SP3	TSP	
<b>10</b>	Wagner, DEU										<b>theoretical besttime: 1:28.623</b>							
1	1:44.594	47.176	173	31.591	<b>204</b>	25.827	177	197	11	1:29.388	34.394	175	29.706	204	25.288	177	205	
2	1:29.902	34.838	172	30.087	204	24.977	176	206	12	1:28.849	34.335	173	<b>29.700</b>	<b>202</b>	24.814	177	206	
3	1:28.894	34.361	174	29.820	202	24.713	176	206	13	1:28.797	34.298	174	29.751	203	24.748	178	207	
4	1:34.906	35.403	<b>176</b>	31.240	150	28.263	147	206	14	1:28.962	34.487	175	29.793	203	<b>24.682</b>	<b>177</b>	205	
5	2:10.183	46.974	75	50.624	104	32.585	101	186	15	<b>1:28.745</b>	<b>34.241</b>	<b>175</b>	29.781	203	24.723	177	206	
6	2:11.644	1:00.437	142	43.445	165	27.762	177	135	16	1:28.936	34.444	176	29.767	203	24.725	177	206	
7	1:33.637	37.820	173	30.651	203	25.166	178	<b>211</b>	17	1:29.302	34.521	172	29.788	202	24.993	175	206	
8	1:31.866	34.971	170	31.054	204	25.841	<b>180</b>	210	18	1:29.110	34.567	176	29.801	200	24.742	176	204	
9	1:29.166	34.529	173	29.772	203	24.865	177	208	19	1:29.344	34.424	175	29.894	200	25.026	177	206	
10	1:28.943	34.481	174	29.746	204	24.716	175	206	20	1:29.147	34.428	174	29.982	200	24.737	175	206	

Lap	Time	SE1	SP1	SE2	SP2	SE3	SP3	TSP	Lap	Time	SE1	SP1	SE2	SP2	SE3	SP3	TSP	
<b>11</b>	Wishofer, AUT										<b>theoretical besttime: 1:27.854</b>							
1	1:44.948	47.685	174	31.389	203	25.874	178	194	11	1:28.089	34.003	176	<b>29.500</b>	<b>206</b>	24.586	180	208	
2	1:29.882	34.942	175	29.919	<b>206</b>	25.021	178	208	12	1:28.047	<b>33.971</b>	<b>176</b>	29.581	206	24.495	180	209	
3	1:28.850	34.423	169	29.723	206	24.704	179	209	13	<b>1:28.015</b>	34.081	175	29.551	205	<b>24.383</b>	<b>180</b>	209	
4	1:32.347	34.308	174	30.692	155	27.347	147	210	14	1:28.758	34.185	175	29.596	206	24.977	179	208	
5	2:12.004	48.598	72	50.540	104	32.866	105	175	15	1:28.330	34.230	176	29.591	204	24.509	180	208	
6	2:11.265	1:00.153	131	43.659	155	27.453	181	130	16	1:28.550	34.217	176	29.733	204	24.600	180	208	
7	1:30.077	34.976	176	30.357	201	24.744	<b>181</b>	<b>213</b>	17	1:28.652	34.254	175	29.647	203	24.751	176	208	
8	1:29.340	34.552	176	29.856	206	24.932	178	212	18	1:29.307	34.372	175	29.989	202	24.946	178	207	
9	1:28.974	34.643	174	29.911	204	24.420	181	209	19	1:29.754	34.467	174	30.177	202	25.110	177	207	
10	1:28.020	34.024	<b>176</b>	29.537	205	24.459	179	210	20	1:30.024	34.655	173	30.136	202	25.233	177	206	

Lap	Time	SE1	SP1	SE2	SP2	SE3	SP3	TSP	Lap	Time	SE1	SP1	SE2	SP2	SE3	SP3	TSP	
<b>13</b>	Scherer, CHE										<b>theoretical besttime: 1:27.078</b>							
1	1:36.479	41.229	175	30.313	206	24.937	179	177	11	<b>1:27.148</b>	<b>33.695</b>	<b>175</b>	29.300	205	<b>24.153</b>	<b>179</b>	209	
2	1:29.249	34.787	175	29.720	<b>206</b>	24.742	178	211	12	1:27.338	33.849	176	<b>29.230</b>	<b>205</b>	24.259	178	209	
3	1:27.763	34.138	176	29.322	206	24.303	178	209	13	1:27.540	33.846	175	29.424	205	24.270	178	209	
4	1:30.091	33.966	<b>177</b>	29.164	201	26.961	130	208	14	1:27.728	34.022	176	29.267	205	24.439	178	207	
5	2:13.125	48.857	73	50.182	139	34.086	136	156	15	1:27.629	33.833	177	29.414	204	24.382	178	208	
6	2:17.730	57.196	115	48.268	101	32.266	<b>179</b>	164	16	1:27.724	33.860	176	29.515	203	24.349	178	209	
7	1:28.583	34.584	175	29.650	205	24.349	179	<b>213</b>	17	1:27.359	33.737	175	29.443	204	24.179	178	208	



# ADAC Formel 4

## Sector List Race 1

Provisional



Motorsportarena Oschersleben, Length: 3696m

Air temperature: 13.47°C

Track temperature: 24.06°C

Weather condition: Dry

DMSB Reg. Nr.: 120/17

Saturday, April 29, 2017 12:00:00

Lap	Time	SE1	SP1	SE2	SP2	SE3	SP3	TSP	Lap	Time	SE1	SP1	SE2	SP2	SE3	SP3	TSP
8	1:27.554	33.865	175	29.356	204	24.333	178	208	18	1:27.874	33.977	175	29.515	203	24.382	178	209
9	1:27.512	33.845	175	29.372	205	24.295	178	209	19	1:27.824	33.955	176	29.456	205	24.413	179	209
10	1:27.532	33.843	173	29.341	205	24.348	177	209	20	1:28.305	34.063	176	29.633	204	24.609	178	209

### 18 Hanses, DEU

theoretical besttime: 1:27.231

1	1:37.219	42.032	172	30.128	205	25.059	176	181	11	1:27.413	33.928	176	29.285	204	24.200	180	210
2	1:28.860	34.898	173	29.468	205	24.494	179	208	12	<b>1:27.330</b>	33.921	174	29.287	205	<b>24.122</b>	<b>178</b>	208
3	1:27.838	34.162	174	29.352	<b>206</b>	24.324	179	208	13	1:27.531	33.965	174	29.282	205	24.284	178	208
4	1:30.507	34.214	174	29.272	196	27.021	150	208	14	1:27.838	33.934	175	29.568	205	24.336	178	207
5	2:12.811	48.537	77	50.332	137	33.942	137	141	15	1:28.705	34.780	173	29.579	204	24.346	178	207
6	2:17.624	57.120	113	48.222	101	32.282	178	155	16	1:27.715	34.010	176	29.444	203	24.261	178	207
7	1:28.787	34.604	174	29.640	205	24.543	179	208	17	1:27.651	34.111	174	29.389	204	24.151	179	207
8	1:27.688	34.114	174	29.333	204	24.241	<b>180</b>	208	18	1:27.678	34.101	175	29.328	204	24.249	179	208
9	1:27.381	33.892	175	<b>29.274</b>	204	24.215	180	207	19	1:27.879	34.114	174	29.432	204	24.333	179	209
10	1:27.338	<b>33.835</b>	174	29.333	206	24.170	179	209	20	1:27.906	33.884	175	29.610	203	24.412	178	208

### 26 Heinrich, DEU

theoretical besttime: 1:28.409

1	1:41.386	45.152	173	31.040	202	25.194	175	180	11	1:29.159	34.514	173	29.823	202	24.822	177	206
2	1:30.202	35.205	173	30.089	<b>204</b>	24.908	175	205	12	1:28.878	34.420	173	29.659	201	24.799	177	205
3	1:28.920	34.493	<b>174</b>	29.733	203	24.694	177	204	13	1:28.937	34.474	172	29.671	201	24.792	177	204
4	1:33.047	34.761	174	30.437	174	27.849	144	205	14	1:28.664	34.240	174	<b>29.626</b>	<b>201</b>	24.798	177	206
5	2:13.082	49.220	68	50.647	113	33.215	103	147	15	1:28.602	<b>34.168</b>	<b>173</b>	29.687	201	24.747	178	205
6	2:12.179	1:00.146	112	43.166	136	28.867	177	146	16	<b>1:28.577</b>	34.336	174	29.626	202	<b>24.615</b>	<b>178</b>	206
7	1:34.155	36.454	171	31.664	202	26.037	176	<b>211</b>	17	1:28.700	34.332	174	29.638	203	24.730	179	206
8	1:32.525	35.441	171	31.237	200	25.847	176	207	18	1:28.822	34.280	174	29.670	203	24.872	177	206
9	1:52.055	35.826	172	31.292	199	44.937	54	201	19	1:29.136	34.349	174	29.880	203	24.907	178	208
10	2:37.814	1:42.618	173	30.169	202	25.027	177										

### 27 Nielsen, DNK

theoretical besttime: 1:26.834

1	1:33.792	39.669	172	29.648	201	24.475	176	172	11	1:27.290	33.828	173	29.265	203	24.197	177	204
2	1:28.049	34.202	172	29.457	<b>204</b>	24.390	176	203	12	1:27.251	33.852	173	29.189	204	24.210	177	203
3	1:27.569	34.081	173	29.205	203	24.283	176	203	13	1:27.352	33.836	173	29.219	203	24.297	176	204
4	1:29.860	33.839	174	29.081	204	26.940	155	202	14	1:27.712	34.048	174	29.390	201	24.274	177	203
5	2:14.742	50.726	78	48.476	147	35.540	150	167	15	1:27.542	33.921	174	29.385	202	24.236	177	204
6	2:18.851	56.114	102	50.154	88	32.583	177	143	16	1:27.955	33.978	174	29.563	200	24.414	177	204
7	1:27.258	34.024	173	29.223	203	<b>24.011</b>	178	204	17	1:27.930	34.062	173	29.538	201	24.330	177	204
8	<b>1:26.897</b>	<b>33.764</b>	173	<b>29.059</b>	203	24.074	178	205	18	1:29.077	34.901	174	29.838	203	24.338	177	204
9	1:27.008	33.778	174	29.149	204	24.081	<b>179</b>	204	19	1:28.183	34.090	175	29.579	203	24.514	177	<b>206</b>
10	1:27.056	33.766	173	29.147	204	24.143	177	204	20	1:28.803	34.156	174	29.889	202	24.758	177	206

### 28 Schramm, DEU

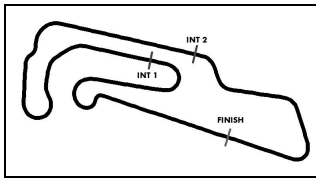
theoretical besttime: 1:27.365

1	1:39.398	43.538	172	30.889	205	24.971	180	186	11	<b>1:27.511</b>	<b>33.895</b>	<b>173</b>	29.381	203	24.235	178	208
2	1:29.642	34.946	175	29.964	<b>208</b>	24.732	179	212	12	1:27.637	34.010	173	29.363	204	24.264	178	207
3	1:28.673	34.500	173	29.655	207	24.518	179	210	13	1:27.592	34.008	173	<b>29.273</b>	<b>205</b>	24.311	179	208
4	1:31.813	34.071	174	29.880	178	27.862	144	208	14	1:27.550	33.918	174	29.346	205	24.286	178	208
5	2:12.867	48.580	82	50.261	140	34.026	116	149	15	1:27.795	34.050	175	29.451	204	24.294	178	207
6	2:14.126	58.525	113	45.369	114	30.232	<b>181</b>	126	16	1:27.722	34.032	174	29.366	204	24.324	179	208
7	1:29.360	34.879	<b>176</b>	29.992	205	24.489	180	<b>213</b>	17	1:28.070	34.131	174	29.529	203	24.410	178	208
8	1:28.285	34.387	175	29.597	205	24.301	180	213	18	1:28.961	34.830	175	29.736	202	24.395	179	208
9	1:27.847	34.040	174	29.572	204	24.235	180	210	19	1:27.868	34.181	174	29.437	203	24.250	179	208
10	1:27.651	34.025	171	29.429	205	<b>24.197</b>	178	208	20	1:28.109	34.149	175	29.536	203	24.424	177	208

### 33 Aberdein, DEU

theoretical besttime: 1:27.063

1	1:35.853	40.745	174	30.210	204	24.898	178	179	11	1:27.689	34.264	173	29.348	205	<b>24.077</b>	<b>178</b>	207
2	1:28.892	34.851	173	29.584	204	24.457	177	207	12	1:27.440	33.895	174	29.331	204	24.214	178	206
3	1:27.467	33.942	174	29.376	203	24.149	179	204	13	1:27.729	34.276	173	29.306	204	24.147	178	206
4	1:30.254	33.885	173	29.191	204	27.178	149	204	14	<b>1:27.158</b>	33.826	175	<b>29.206</b>	<b>204</b>	24.126	178	206
5	2:12.982	48.631	78	49.254	154	35.097	137	165	15	1:27.205	33.830	174	29.275	204	24.100	178	207
6	2:18.519	55.869	119	49.839	96	32.811	179	159	16	1:27.337	33.952	175	29.251	203	24.134	179	207
7	1:27.681	34.230	175	29.286	204	24.165	<b>180</b>	<b>209</b>	17	1:27.467	33.897	172	29.342	203	24.228	180	208
8	1:27.374	33.808	175	29.364	203	24.202	179	208	18	1:28.317	33.943	175	29.655	206	24.719	180	207



# ADAC Formel 4

## Sector List Race 1

Provisional



Motorsportarena Oschersleben, Length: 3696m

Air temperature: 13.47°C

Track temperature: 24.06°C

Weather condition: Dry

**DMSB** Reg. Nr.: 120/17

Saturday, April 29, 2017 12:00:00

Lap	Time	SE1	SP1	SE2	SP2	SE3	SP3	TSP	Lap	Time	SE1	SP1	SE2	SP2	SE3	SP3	TSP
9	1:27.209	33.857	174	29.236	203	24.116	180	207	19	1:28.386	34.266	175	29.553	205	24.567	178	208
10	1:27.198	<b>33.780</b>	174	29.243	204	24.175	178	208	20	1:28.778	34.583	174	29.564	203	24.631	179	208

### 42 Hoogenboom, NLD

theoretical besttime: 1:27.482

1	1:40.403	44.081	175	31.155	206	25.167	179	193	11	1:28.548	34.157	175	29.975	206	24.416	180	211
2	1:29.712	35.063	175	30.041	206	24.608	178	213	12	1:28.465	34.726	175	29.433	206	24.306	180	210
3	1:29.094	34.543	172	29.653	<b>207</b>	24.898	178	209	13	1:27.814	33.998	175	29.515	206	24.301	179	209
4	1:33.642	35.439	175	30.327	171	27.876	150	206	14	1:28.781	33.963	175	<b>29.349</b>	<b>206</b>	25.469	181	209
5	2:13.300	49.216	74	50.794	116	33.290	102	146	15	1:28.369	34.323	176	29.621	204	24.425	179	211
6	2:12.214	59.931	109	43.471	131	28.812	181	144	16	<b>1:27.749</b>	34.019	178	29.477	203	<b>24.253</b>	<b>180</b>	210
7	1:29.663	34.673	177	30.305	203	24.685	182	<b>213</b>	17	1:27.780	34.047	174	29.436	203	24.297	180	210
8	1:29.052	34.346	177	30.173	206	24.533	<b>182</b>	213	18	1:27.844	34.004	175	29.557	203	24.283	179	209
9	1:28.035	34.231	174	29.449	207	24.355	181	210	19	1:28.238	34.034	175	29.886	203	24.318	178	208
10	1:27.852	<b>33.880</b>	175	29.616	206	24.356	179	212	20	1:28.130	34.112	175	29.539	203	24.479	179	208

### 44 Vips, ITA

theoretical besttime: 1:26.887

1	1:35.218	40.490	173	30.031	203	24.697	177	174	11	1:27.241	<b>33.789</b>	<b>175</b>	29.344	204	24.108	177	207
2	1:27.965	34.428	173	29.309	205	24.228	175	206	12	1:27.141	33.933	175	29.168	204	24.040	177	205
3	1:27.526	34.214	172	29.237	204	24.075	178	206	13	1:27.516	34.030	174	29.393	205	24.093	177	208
4	1:29.452	33.858	175	29.034	205	26.560	154	206	14	1:27.347	33.878	175	29.282	204	24.187	179	207
5	2:14.538	50.375	77	48.938	160	35.225	144	184	15	1:27.461	33.972	175	29.344	206	24.145	178	209
6	2:18.703	56.104	102	49.892	95	32.707	179	143	16	1:27.885	34.023	176	29.260	206	24.602	179	209
7	1:27.569	34.155	174	29.224	204	24.190	178	209	17	1:27.888	34.246	174	29.308	205	24.334	<b>180</b>	<b>210</b>
8	1:27.131	33.836	175	29.211	204	24.084	179	208	18	1:27.864	34.228	174	29.499	204	24.137	179	209
9	<b>1:26.941</b>	33.826	175	29.145	204	<b>23.970</b>	178	207	19	1:27.685	34.026	175	29.406	203	24.253	178	206
10	1:26.971	33.843	175	<b>29.128</b>	<b>206</b>	24.000	179	208	20	1:28.013	34.091	173	29.522	204	24.400	177	206

### 68 Correa, ITA

theoretical besttime: 1:27.122

1	1:38.145	42.713	174	30.370	207	25.062	179	182	11	1:27.483	33.867	176	29.371	206	24.245	180	211
2	1:29.562	35.141	175	29.858	207	24.563	180	210	12	<b>1:27.207</b>	33.818	176	29.262	205	<b>24.127</b>	<b>180</b>	210
3	1:27.599	33.945	174	29.445	206	24.209	181	<b>213</b>	13	1:27.614	34.057	175	29.236	206	24.321	179	211
4	1:31.667	34.178	175	29.369	183	28.120	147	210	14	1:27.679	33.848	177	29.500	208	24.331	181	210
5	2:12.762	48.082	80	50.428	129	34.252	123	146	15	1:27.525	34.110	174	29.209	204	24.206	179	211
6	2:15.788	57.362	115	47.138	103	31.288	<b>182</b>	136	16	1:27.497	33.929	176	29.283	204	24.285	180	210
7	1:28.573	34.865	175	29.361	204	24.347	180	212	17	1:27.512	33.922	175	29.335	205	24.255	180	210
8	1:27.712	34.039	176	29.328	206	24.345	180	210	18	1:27.756	34.107	175	29.388	205	24.261	180	209
9	1:27.382	33.841	176	<b>29.203</b>	207	24.338	180	210	19	1:27.579	34.089	175	29.342	205	24.148	180	210
10	1:27.263	<b>33.792</b>	175	29.276	<b>208</b>	24.195	180		20	1:28.162	33.990	175	29.580	206	24.592	179	211

### 79 Malukas, LTU

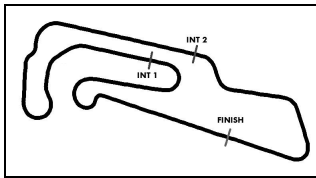
theoretical besttime: 1:27.492

1	1:39.819	43.671	173	31.136	203	25.012	179		11	<b>1:27.782</b>	<b>33.872</b>	<b>174</b>	29.678	204	24.232	181	208
2	1:29.541	34.780	174	30.123	203	24.638	179	210	12	1:28.203	34.335	176	29.563	204	24.305	180	209
3	1:29.380	34.485	175	29.654	204	25.241	175	209	13	1:27.824	34.135	175	29.423	203	24.266	180	209
4	1:32.599	35.006	174	30.074	141	27.519	134	204	14	1:28.708	33.986	175	29.541	204	25.181	178	210
5	2:12.954	48.739	77	50.600	121	33.615	123	157	15	1:28.323	34.401	175	29.546	204	24.376	180	210
6	2:13.381	59.373	105	43.933	118	30.075	180	129	16	1:27.932	34.155	176	29.467	202	24.310	180	211
7	1:30.758	35.683	175	30.121	204	24.954	178	<b>213</b>	17	1:27.965	34.137	175	29.441	204	24.387	180	210
8	1:29.290	34.713	175	29.808	<b>208</b>	24.769	180	205	18	1:27.963	34.315	175	29.427	203	<b>24.221</b>	<b>180</b>	210
9	1:28.214	34.419	174	<b>29.399</b>	206	24.396	180	212	19	1:28.820	34.276	174	30.108	202	24.436	181	210
10	1:28.585	34.299	173	29.912	206	24.374	179	211	20	1:28.557	34.173	176	29.934	203	24.450	179	210

### 80 Estner, DEU

theoretical besttime: 1:27.555

1	1:40.089	43.986	173	31.076	204	25.027	180	190	11	1:27.864	34.027	175	29.420	205	24.417	179	208
2	1:29.622	34.901	174	29.967	<b>207</b>	24.754	180	211	12	1:27.781	34.009	174	<b>29.382</b>	<b>205</b>	24.390	180	207
3	1:29.141	34.677	176	29.472	206	24.992	<b>180</b>	210	13	1:27.978	34.119	173	29.540	204	24.319	179	208
4	1:31.999	34.555	175	29.910	151	27.534	133	209	14	<b>1:27.694</b>	<b>33.891</b>	<b>175</b>	29.401	205	24.402	179	207
5	2:12.999	48.461	86	50.843	130	33.695	123	152	15	1:27.874	34.019	175	29.405	204	24.450	179	208
6	2:13.633	59.244	106	44.132	107	30.257	179	143	16	1:27.886	34.013	176	29.409	204	24.464	180	208
7	1:29.964	34.840	176	30.358	205	24.766	180	<b>212</b>	17	1:28.031	34.203	175	29.503	203	24.325	180	208
8	1:28.884	34.638	175	29.780	204	24.466	180	210	18	1:28.265	34.202	175	29.622	203	24.441	180	208
9	1:27.892	34.084	174	29.526	206	<b>24.282</b>	180	209	19	1:32.185	36.730	136	30.934	205	24.521	180	208



# ADAC Formel 4

## Sector List Race 1

Provisional



Motorsportarena Oschersleben, Length: 3696m

Air temperature: 13.47°C

Track temperature: 24.06°C

Weather condition: Dry

**DMSB** Reg. Nr.: 120/17

Saturday, April 29, 2017 12:00:00

Lap	Time	SE1	SP1	SE2	SP2	SE3	SP3	TSP	Lap	Time	SE1	SP1	SE2	SP2	SE3	SP3	TSP
10	1:27.786	33.893	176	29.522	206	24.371	178	209	20	1:28.470	34.285	175	29.629	204	24.556	178	210

### 81 Waldherr, DEU

theoretical besttime: 1:27.425

1	1:40.703	44.406	174	31.179	204	25.118	180	188	11	1:27.803	34.005	175	29.384	205	24.414	180	209
2	1:29.858	34.841	<b>176</b>	30.284	206	24.733	179	208	12	1:27.793	34.048	175	<b>29.291</b>	<b>207</b>	24.454	180	209
3	1:28.813	34.535	174	29.561	206	24.717	<b>181</b>	209	13	1:28.247	34.275	172	29.579	204	24.393	179	210
4	1:32.525	34.792	175	29.869	153	27.864	134	212	14	1:40.663	<b>33.885</b>	<b>174</b>	29.591	204	37.187	176	208
5	2:13.070	48.915	69	50.665	116	33.490	117	151	15	1:28.149	34.364	173	29.446	203	24.339	178	204
6	2:12.934	59.314	112	44.292	129	29.328	180	130	16	1:28.000	34.016	173	29.562	201	24.422	178	206
7	1:29.822	34.871	176	30.218	205	24.733	180	<b>213</b>	17	<b>1:27.719</b>	33.958	172	29.512	202	<b>24.249</b>	<b>178</b>	206
8	1:28.874	34.535	176	29.845	206	24.494	181	212	18	1:27.744	34.004	174	29.445	202	24.295	178	205
9	1:28.021	34.129	175	29.472	<b>207</b>	24.420	180	210	19	1:28.037	34.088	173	29.582	202	24.367	178	206
10	1:27.853	34.080	175	29.355	206	24.418	179	210	20	1:28.260	34.091	173	29.610	203	24.559	179	206

### 83 Moreira-Laliberte, CHE

theoretical besttime: 1:27.258

1	1:37.157	41.491	176	30.299	206	25.367	178	181	11	1:27.603	33.962	175	29.325	206	24.316	181	213
2	1:29.327	35.282	175	29.570	208	24.475	179	207	12	1:27.639	34.090	176	29.284	207	24.265	179	211
3	1:27.854	34.304	175	29.441	206	<b>24.109</b>	181	210	13	1:27.546	33.972	175	29.264	208	24.310	180	211
4	1:30.764	34.286	175	29.221	199	27.257	161	211	14	<b>1:27.509</b>	33.991	176	29.387	208	24.131	181	212
5	2:12.832	48.524	77	50.331	131	33.977	138	147	15	1:27.922	34.026	176	29.375	207	24.521	179	213
6	2:17.256	57.422	119	47.569	106	32.265	178	136	16	1:27.579	33.952	177	29.321	207	24.306	181	212
7	1:30.998	36.630	175	29.831	208	24.537	181	207	17	1:28.037	34.197	176	29.435	207	24.405	182	213
8	1:28.282	34.423	177	29.467	208	24.392	181	<b>214</b>	18	1:27.808	34.147	176	29.447	204	24.214	180	213
9	1:27.909	34.113	175	29.425	208	24.371	181	213	19	1:27.662	33.995	176	29.406	206	24.261	180	210
10	1:27.624	34.063	175	29.296	<b>208</b>	24.265	181	213	20	1:27.708	<b>33.890</b>	<b>176</b>	<b>29.259</b>	<b>208</b>	24.559	180	211

### 98 Piro, DEU

theoretical besttime: 1:27.563

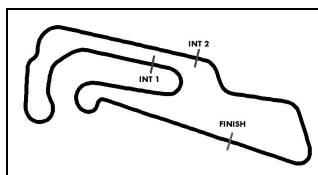
1	1:45.696	46.188	174	31.914	198	27.594	173	195	11	1:28.167	34.171	175	29.577	207	24.419	181	212
2	1:54.314	36.742	168	32.128	201	45.444	55	205	12	1:27.932	34.044	174	29.477	208	24.411	180	212
3	2:49.167	1:53.896	173	30.125	205	25.146	177		13	1:28.347	34.003	175	<b>29.348</b>	<b>208</b>	24.996	182	210
4	1:59.958	37.295	91	49.891	103	32.772	97	207	14	1:28.606	34.555	176	29.571	207	24.480	180	212
5	2:11.310	1:00.679	130	43.224	157	27.407	181	123	15	1:28.064	34.025	177	29.652	205	24.387	181	212
6	1:29.563	34.831	173	29.909	206	24.823	180	<b>214</b>	16	1:28.009	34.049	175	29.598	206	24.362	181	212
7	1:28.822	34.339	175	29.720	207	24.763	181	210	17	1:28.169	34.084	176	29.491	205	24.594	180	211
8	1:28.146	34.240	175	29.544	206	<b>24.362</b>	181	210	18	1:28.416	34.002	175	29.738	206	24.676	180	210
9	1:28.010	33.961	174	29.641	207	24.408	180	211	19	1:28.525	34.137	177	29.746	207	24.642	181	213
10	<b>1:27.752</b>	<b>33.853</b>	176	29.515	<b>208</b>	24.384	181	212									

### 99 Weerts, BEL

theoretical besttime: 1:27.439

1	1:39.104	43.219	173	30.863	204	25.022	178	191	11	1:27.502	33.914	175	29.413	206	<b>24.175</b>	<b>180</b>	208
2	1:29.620	34.999	174	29.953	206	24.668	178	209	12	1:27.755	34.072	176	29.404	206	24.279	180	209
3	1:29.494	34.446	175	29.937	205	25.111	178	209	13	<b>1:27.453</b>	<b>33.908</b>	<b>175</b>	<b>29.356</b>	<b>205</b>	24.189	180	209
4	1:31.932	34.157	175	29.866	171	27.909	133	208	14	1:27.895	33.957	176	29.553	203	24.385	177	<b>210</b>
5	2:12.607	48.432	87	50.683	134	33.492	123	156	15	1:27.563	33.960	177	29.395	204	24.208	179	207
6	2:14.434	58.881	128	45.193	103	30.360	177	137	16	1:27.708	33.952	176	29.483	204	24.273	179	210
7	1:29.759	34.910	173	30.257	204	24.592	179	209	17	1:28.076	34.151	175	29.571	203	24.354	179	210
8	1:28.158	34.267	174	29.587	203	24.304	178	209	18	1:28.511	34.168	176	29.826	203	24.517	179	209
9	1:27.656	34.018	174	29.423	205	24.215	<b>180</b>	209	19	1:28.566	34.685	174	29.519	204	24.362	178	207
10	1:27.766	34.125	175	29.452	<b>207</b>	24.189	179	210	20	1:29.306	34.518	173	29.736	202	25.052	177	207





# ADAC Formel 4

## Top speed list Race 1

Provisional



Motorsportarena Oschersleben, Length: 3696m

Air temperature: 13.47°C

Track temperature: 24.06°C

Weather condition: Dry

**DMSB** Reg. Nr.: 120/17

Saturday, April 29, 2017 12:00:00

#	Name (NAT)	Team	Car name	Speed	Lap	Race time
98	Cedric Piro (DEU)	Team Piro Sport Interdental (DEU)	ADAC Formel 4 powered by Abarth	214.71	6	10:45.886
83	Kami Moreira-Laliberte (CHE)	Van Amersfoort Racing (NLD)	ADAC Formel 4 powered by Abarth	214.28	8	12:11.630
28	Kim Luis Schramm (DEU)	US Racing (DEU)	ADAC Formel 4 powered by Abarth	213.86	7	10:41.951
42	Leonard Hoogenboom (NLD)	Motopark (DEU)	ADAC Formel 4 powered by Abarth	213.86	7	10:43.799
1	Felipe Drugovich (ITA)	Van Amersfoort Racing (NLD)	ADAC Formel 4 powered by Abarth	213.43	7	10:39.668
9	Marcus Armstrong (ITA)	Prema Powerteam SRL (ITA)	ADAC Formel 4 powered by Abarth	213.43	7	10:41.812
81	Michael Waldherr (DEU)	Neuhauser Racing Team (AUT)	ADAC Formel 4 powered by Abarth	213.43	7	10:43.365
11	Mick Wishofer (AUT)	Lechner Racing (AUT)	ADAC Formel 4 powered by Abarth	213.43	7	10:44.748
68	Juan Manuel Correa (ITA)	Prema Powerteam SRL (ITA)	ADAC Formel 4 powered by Abarth	213.01	3	3:13.194
13	Fabio Scherer (CHE)	US Racing (DEU)	ADAC Formel 4 powered by Abarth	213.01	7	10:39.899
79	David Malukas (LTU)	Motopark (DEU)	ADAC Formel 4 powered by Abarth	213.01	7	10:43.143
3	Louis Gachot (GBR)	Van Amersfoort Racing (NLD)	ADAC Formel 4 powered by Abarth	213.01	12	18:07.243
4	Sophia Flörsch (DEU)	ADAC Berlin-Brandenburg e.V. (DEU)	ADAC Formel 4 powered by Abarth	212.59	2	1:47.139
80	Andreas Estner (DEU)	Neuhauser Racing Team (AUT)	ADAC Formel 4 powered by Abarth	212.59	7	10:42.972
2	Frederik Vesti (DNK)	Van Amersfoort Racing (NLD)	ADAC Formel 4 powered by Abarth	212.18	20	29:47.288
26	Laurin Heinrich (DEU)	Laurin Heinrich (DEU)	ADAC Formel 4 powered by Abarth	211.76	7	10:44.351
10	Richard Wagner (DEU)	Lechner Racing (AUT)	ADAC Formel 4 powered by Abarth	211.76	7	10:45.656
5	Lirim Zendeli (DEU)	ADAC Berlin-Brandenburg e.V. (DEU)	ADAC Formel 4 powered by Abarth	211.35	2	1:42.962
7	Oliver Söderström (SWE)	ADAC Berlin-Brandenburg e.V. (DEU)	ADAC Formel 4 powered by Abarth	210.93	8	12:10.723
99	Charles Weerts (BEL)	Motopark (DEU)	ADAC Formel 4 powered by Abarth	210.52	14	20:58.768
18	Julian Hanses (DEU)	US Racing (DEU)	ADAC Formel 4 powered by Abarth	210.11	11	16:31.594
44	Juri Vips (ITA)	Prema Powerteam SRL (ITA)	ADAC Formel 4 powered by Abarth	210.11	17	25:12.130
33	Jonathan Aberdein (DEU)	Motopark (DEU)	ADAC Formel 4 powered by Abarth	209.70	7	10:39.523
27	Nicklas Nielsen (DNK)	US Racing (DEU)	ADAC Formel 4 powered by Abarth	206.89	19	28:08.777
6	Tom Beckhäuser (CZE)	ADAC Berlin-Brandenburg e.V. (DEU)	ADAC Formel 4 powered by Abarth	205.32	2	1:57.040