

# ADAC Formel 4

## Result List Qualifying



Provisional

**DMSB** Reg. Nr.: 120/17

Amended  
28.4.2017 - 20:21



Motorsportarena Oschersleben, Length: 3696m  
Air temperature: 14.46°C  
Track temperature: 16.83°C  
Weather condition: Dry

Friday, April 28, 2017 16:20:00

started : 23      classified : 23      not classified : 0

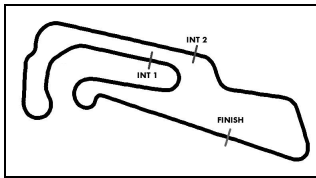
Nr.	Drivers	Team	Lap	Best Time	Gap	Diff	Kph	Day Time
Cl.	Car	Competitor						
1	1 F. Drugovich(ITA) ADAC Formel 4 powered by Abarth	(T) Van Amersfoort Racing(NLD) Van Amersfoort Racing	14	1:25.746			155.1	16:45:40
2	27 N. Nielsen(DNK) ADAC Formel 4 powered by Abarth	US Racing(DEU) US Racing	16	1:25.945	0.199	0.199	154.8	16:48:59
3	44 J. Vips(ITA) ADAC Formel 4 powered by Abarth	(T) Prema Powerteam SRL(ITA) Prema Powerteam SRL	14	1:26.043	0.297	0.098	154.6	16:45:49
4	13 F. Scherer(CHE) ADAC Formel 4 powered by Abarth	(T) US Racing(DEU) US Racing	15	1:26.052	0.306	0.009	154.6	16:47:27
5	33 J. Aberdein(DEU) ADAC Formel 4 powered by Abarth	(T) Motopark(DEU) Motopark	14	1:26.074	0.328	0.022	154.5	16:45:25
6	83 K. Moreira-Laliberte(CHE) ADAC Formel 4 powered by Abarth	(T) Van Amersfoort Racing(NLD) Van Amersfoort Racing	15	1:26.139	0.393	0.065	154.4	16:45:45
7	5 L. Zendeli(DEU) ADAC Formel 4 powered by Abarth	(T) ADAC Berlin-Brandenburg e.V.(DEU) ADAC Berlin-Brandenburg e.V.	15	1:26.181	0.435	0.042	154.3	16:48:05
8	68 J. Correa(ITA) ADAC Formel 4 powered by Abarth	Prema Powerteam SRL(ITA) Prema Powerteam SRL	9	1:26.202	0.456	0.021	154.3	16:36:01
9	9 M. Armstrong(ITA) ADAC Formel 4 powered by Abarth	(T) Prema Powerteam SRL(ITA) Prema Powerteam SRL	16	1:26.203	0.457	0.001	154.3	16:49:10
10	18 J. Hanes(DEU) ADAC Formel 4 powered by Abarth	US Racing(DEU) US Racing	17	1:26.231	0.485	0.028	154.3	16:48:01
11	28 K. Schramm(DEU) ADAC Formel 4 powered by Abarth	(T) US Racing(DEU) US Racing	14	1:26.402	0.656	0.171	153.9	16:47:41
12	7 O. Söderström(SWE) ADAC Formel 4 powered by Abarth	ADAC Berlin-Brandenburg e.V.(DEU) ADAC Berlin-Brandenburg e.V.	10	1:26.454	0.708	0.052	153.9	16:46:58
13	79 D. Malukas(LTU) ADAC Formel 4 powered by Abarth	Motopark(DEU) Motopark	16	1:26.568	0.822	0.114	153.7	16:47:54
14	2 F. Vesti(DNK) ADAC Formel 4 powered by Abarth	Van Amersfoort Racing(NLD) Van Amersfoort Racing	15	1:26.582	0.836	0.014	153.6	16:45:30
15	81 M. Waldherr(DEU) ADAC Formel 4 powered by Abarth	(T) Neuhauser Racing Team(AUT) Neuhauser Racing Team	16	1:26.615	0.869	0.033	153.6	16:47:52
16	99 C. Weerts(BEL) R ADAC Formel 4 powered by Abarth	Motopark(DEU) Motopark	16	1:26.650	0.904	0.035	153.5	16:46:41
17	42 L. Hoogenboom(NLD) ADAC Formel 4 powered by Abarth	(T) Motopark(DEU) Motopark	15	1:26.665	0.919	0.015	153.5	16:46:20
18	80 A. Estner(DEU) ADAC Formel 4 powered by Abarth	(T) Neuhauser Racing Team(AUT) Neuhauser Racing Team	14	1:26.694	0.948	0.029	153.4	16:49:25
19	98 C. Piro(DEU) ADAC Formel 4 powered by Abarth	(T) Team Piro Sport Interdental(DEU) Team Piro Sport Interdental	17	1:26.747	1.001	0.053	153.3	16:47:29
20	11 M. Wishofer(AUT) R ADAC Formel 4 powered by Abarth	(T) Lechner Racing(AUT) Lechner Racing	12	1:26.797	1.051	0.050	153.2	16:46:09
21	26 L. Heinrich(DEU) R ADAC Formel 4 powered by Abarth	Laurin Heinrich(DEU) Laurin Heinrich	8	1:27.660	1.914	0.863	151.7	16:32:48
22	10 R. Wagner(DEU) R ADAC Formel 4 powered by Abarth	(T) Lechner Racing(AUT) Lechner Racing	8	1:27.832	2.086	0.172	151.4	16:32:56
23	6 T. Beckhäuser(CZE) R ADAC Formel 4 powered by Abarth	ADAC Berlin-Brandenburg e.V.(DEU) ADAC Berlin-Brandenburg e.V.	11	1:29.393	3.647	1.561	148.8	16:45:24

### Disqualified

4 S. Flörsch(DEU)  
ADAC Formel 4 powered by Abarth  
(T) ADAC Berlin-Brandenburg e.V.(DEU)  
ADAC Berlin-Brandenburg e.V.

### Did not start

3 L. Gachot(GBR)  
ADAC Formel 4 powered by Abarth  
Van Amersfoort Racing(NLD)  
Van Amersfoort Racing



# ADAC Formel 4

## Result List Qualifying

Provisional



Motorsportarena Oschersleben, Length: 3696m  
Air temperature: 14.46°C  
Track temperature: 16.83°C  
Weather condition: Dry

**DMSB** Reg. Nr.: 120/17

Amended  
28.4.2017 - 20:21

Friday, April 28, 2017 16:20:00

started : 23      classified : 23      not classified : 0

Nr. Drivers	Team	Lap	Best Time	Gap	Diff	Kph	Day Time
Cl. Car	Competitor						

Classification limit: 110%      Time: 1:34.320

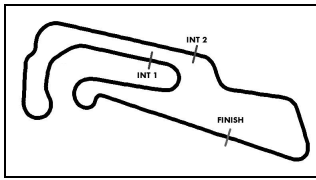
Following race director decision cancellation of the relevant lap time for car no. 1, 6, 7, 80, 68

Following stewards decision no. 44 disqualification from qualifying for car no. 4 with permission to start from the back

T = nominated for the team classification

**Subject to final scrutineering!**

Publication time:	Clerk of the Course: Ralph Bohnhorst	Timekeeper: Steffen Ruhl
-------------------	--------------------------------------	--------------------------



# ADAC Formel 4

## Result List Qualifying 2nd best



Provisional

**DMSB** Reg. Nr.: 120/17

Amended  
28.4.2017 - 20:30



Motorsportarena Oschersleben, Length: 3696m  
Air temperature: 14.46°C  
Track temperature: 16.83°C  
Weather condition: Dry

Friday, April 28, 2017 16:20:00

started : 23      classified : 23      not classified : 0

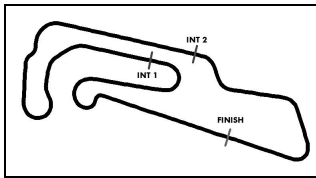
Nr.	Drivers	Team	Lap	Best Time	Gap	Diff	Kph	Day Time
Cl.	Car	Competitor						
1	27 N.Nielsen(DNK) ADAC Formel 4 powered by Abarth	US Racing(DEU) US Racing	15	1:26.028			154.6	16:47:34
2	1 F.Drugovich(ITA) ADAC Formel 4 powered by Abarth	(T) Van Amersfoort Racing(NLD) Van Amersfoort Racing	15	1:26.078	0.050	0.050	154.5	16:48:32
3	13 F.Scherer(CHE) ADAC Formel 4 powered by Abarth	(T) US Racing(DEU) US Racing	7	1:26.115	0.087	0.037	154.5	16:30:54
4	44 J.Vips(ITA) ADAC Formel 4 powered by Abarth	(T) Prema Powerteam SRL(ITA) Prema Powerteam SRL	15	1:26.138	0.110	0.023	154.4	16:47:15
5	83 K.Moreira-Laliberte(CHE) ADAC Formel 4 powered by Abarth	(T) Van Amersfoort Racing(NLD) Van Amersfoort Racing	16	1:26.192	0.164	0.054	154.3	16:47:11
6	9 M.Armstrong(ITA) ADAC Formel 4 powered by Abarth	(T) Prema Powerteam SRL(ITA) Prema Powerteam SRL	17	1:26.205	0.177	0.013	154.3	16:50:36
7	68 J.Correa(ITA) ADAC Formel 4 powered by Abarth	Prema Powerteam SRL(ITA) Prema Powerteam SRL	16	1:26.227	0.199	0.022	154.3	16:50:56
8	33 J.Aberdein(DEU) ADAC Formel 4 powered by Abarth	(T) Motopark(DEU) Motopark	13	1:26.272	0.244	0.045	154.2	16:43:58
9	5 L.Zendeli(DEU) ADAC Formel 4 powered by Abarth	(T) ADAC Berlin-Brandenburg e.V.(DEU) ADAC Berlin-Brandenburg e.V.	12	1:26.284	0.256	0.012	154.2	16:43:45
10	18 J.Hanses(DEU) ADAC Formel 4 powered by Abarth	US Racing(DEU) US Racing	16	1:26.357	0.329	0.073	154.0	16:46:35
11	28 K.Schramm(DEU) ADAC Formel 4 powered by Abarth	(T) US Racing(DEU) US Racing	16	1:26.427	0.399	0.070	153.9	16:50:34
12	79 D.Malukas(LTU) ADAC Formel 4 powered by Abarth	Motopark(DEU) Motopark	15	1:26.600	0.572	0.173	153.6	16:46:28
13	7 O.Söderström(SWE) ADAC Formel 4 powered by Abarth	ADAC Berlin-Brandenburg e.V.(DEU) ADAC Berlin-Brandenburg e.V.	9	1:26.633	0.605	0.033	153.5	16:44:04
14	42 L.Hoogenboom(NLD) ADAC Formel 4 powered by Abarth	(T) Motopark(DEU) Motopark	17	1:26.695	0.667	0.062	153.4	16:49:13
15	2 F.Vesti(DNK) ADAC Formel 4 powered by Abarth	Van Amersfoort Racing(NLD) Van Amersfoort Racing	8	1:26.707	0.679	0.012	153.4	16:32:30
16	99 C.Weerts(BEL) R ADAC Formel 4 powered by Abarth	Motopark(DEU) Motopark	14	1:26.752	0.724	0.045	153.3	16:43:48
17	80 A.Estner(DEU) ADAC Formel 4 powered by Abarth	(T) Neuhauser Racing Team(AUT) Neuhauser Racing Team	9	1:26.803	0.775	0.051	153.2	16:35:34
18	81 M.Waldherr(DEU) ADAC Formel 4 powered by Abarth	(T) Neuhauser Racing Team(AUT) Neuhauser Racing Team	15	1:26.836	0.808	0.033	153.2	16:46:25
19	11 M.Wishofer(AUT) R ADAC Formel 4 powered by Abarth	(T) Lechner Racing(AUT) Lechner Racing	13	1:26.837	0.809	0.001	153.2	16:47:36
20	98 C.Piro(DEU) ADAC Formel 4 powered by Abarth	(T) Team Piro Sport Interdental(DEU) Team Piro Sport Interdental	18	1:26.905	0.877	0.068	153.1	16:48:56
21	26 L.Heinrich(DEU) R ADAC Formel 4 powered by Abarth	Laurin Heinrich(DEU) Laurin Heinrich	7	1:27.983	1.955	1.078	151.2	16:31:20
22	10 R.Wagner(DEU) R ADAC Formel 4 powered by Abarth	(T) Lechner Racing(AUT) Lechner Racing	7	1:28.095	2.067	0.112	151.0	16:31:28
23	6 T.Beckhäuser(CZE) R ADAC Formel 4 powered by Abarth	ADAC Berlin-Brandenburg e.V.(DEU) ADAC Berlin-Brandenburg e.V.	13	1:29.405	3.377	1.310	148.8	16:48:24

### Disqualified

4 S.Flörsch(DEU)  
ADAC Formel 4 powered by Abarth  
(T) ADAC Berlin-Brandenburg e.V.(DEU)  
ADAC Berlin-Brandenburg e.V.

### Did not start

3 L.Gachot(GBR)  
ADAC Formel 4 powered by Abarth  
Van Amersfoort Racing(NLD)  
Van Amersfoort Racing



# ADAC Formel 4

## Result List Qualifying 2nd best



Provisional

**DMSB** Reg. Nr.: 120/17

Amended  
28.4.2017 - 20:30



Motorsportarena Oschersleben, Length: 3696m  
Air temperature: 14.46°C  
Track temperature: 16.83°C  
Weather condition: Dry

Friday, April 28, 2017 16:20:00

started : 23      classified : 23      not classified : 0

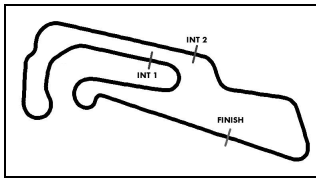
Nr. Drivers	Team	Lap	Best Time	Gap	Diff	Kph	Day Time
Cl. Car	Competitor						

Classification limit: 110%      Time: 1:34.630

Following stewards decision no. 44 disqualification from qualifying for car no. 4 with permission to start from the back

**Subject to final scrutineering!**

Publication time:	Clerk of the Course: Ralph Bohnhorst	Timekeeper: Steffen Ruhl
-------------------	--------------------------------------	--------------------------



# ADAC Formel 4

## Sector List Qualifying

Provisional



Motorsportarena Oschersleben, Length: 3696m

Air temperature: 14.46°C

Track temperature: 16.83°C

Weather condition: Dry

**DMSB** Reg. Nr.: 120/17

Friday, April 28, 2017 16:20:00

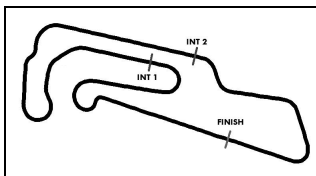
Lap	Time	SE1	SP1	SE2	SP2	SE3	SP3	TSP	Lap	Time	SE1	SP1	SE2	SP2	SE3	SP3	TSP
<b>1 Drugovich, ITA</b>									<b>theoretical besttime: 1:25.746</b>								
1	2:12.618	1:06.893	123	37.221	151	28.504	153		10	3:58.654	2:59.344	153	33.630	180	25.680	171	
2	1:36.749	38.119	151	32.495	173	26.135	175	165	11	1:30.564	35.443	172	30.607	189	24.514	178	188
3	1:29.878	35.181	176	29.951	202	24.746	177	195	12	1:27.188	33.883	172	29.446	200	23.859	181	205
4	1:27.541	34.097	176	29.335	204	24.109	<b>181</b>	208	13	1:26.119	33.463	176	28.916	205	23.740	180	210
5	1:28.704	33.734	<b>177</b>	29.046	205	25.924	180	211	14	<b>1:25.746</b>	<b>33.390</b>	<b>176</b>	<b>28.737</b>	<b>206</b>	<b>23.619</b>	<b>180</b>	210
6	1:26.681	33.714	176	28.987	204	23.980	181	210	45	<del>1:25.838</del>	<del>33.350</del>	<del>176</del>	<del>28.795</del>	<del>205</del>	<del>23.693</del>	<del>180</del>	<del>209</del>
7	<del>1:26.286</del>	<del>33.478</del>	<del>176</del>	<del>28.982</del>	<del>204</del>	<del>23.826</del>	<del>180</del>	<del>240</del>	15	1:26.078	33.452	174	28.886	204	23.740	180	210
7	1:26.187	33.490	176	28.860	<b>206</b>	23.837	181	210	16	1:26.229	33.412	176	29.020	203	23.797	180	210
8	1:30.625	35.164	139	31.383	203	24.078	180	<b>211</b>	17		33.514	177	28.982	204			209
9	1:46.309	33.650	176	29.509	203	43.150	54	209									

<b>2 Vesti, DNK</b>									<b>theoretical besttime: 1:26.483</b>								
1	2:03.469	1:00.347	131	35.261	181	27.861	165		11	1:31.592	35.641	169	30.532	196	25.419	173	195
2	1:33.933	37.207	155	31.450	193	25.276	176	188	12	1:32.123	34.579	175	31.272	147	26.272	179	200
3	1:31.046	35.378	172	30.859	196	24.809	179	189	13	1:27.504	33.873	175	29.419	203	24.212	180	208
4	1:33.008	37.400	161	31.130	201	24.478	180	207	14	1:26.820	33.523	175	29.198	203	24.099	179	208
5	1:27.870	34.032	175	29.501	202	24.337	179	208	15	<b>1:26.582</b>	<b>33.484</b>	<b>175</b>	29.137	203	<b>23.961</b>	<b>180</b>	208
6	1:27.360	33.948	175	29.244	203	24.168	179	208	16	1:27.451	33.744	174	29.518	203	24.189	179	208
7	1:26.867	33.771	175	29.101	203	23.995	<b>180</b>	208	17	1:26.845	33.547	175	<b>29.038</b>	<b>204</b>	24.260	180	208
8	1:26.707	33.523	<b>176</b>	29.162	<b>204</b>	24.022	180	208	18	1:31.714	34.610	176	32.094	169	25.010	179	<b>210</b>
9	1:48.201	33.684	175	29.271	204	45.246	54	209	19	1:28.699	33.776	175	29.179	204	25.744	178	207
10	3:46.595	2:46.893	155	33.498	165	26.204	173										

<b>4 Flörsch, DEU</b>									<b>theoretical besttime: 1:25.869</b>								
1	3:10.274	2:07.931	152	34.942	170	27.401	170		10	3:01.215	2:01.427	138	33.456	185	26.332	175	
2	1:34.133	37.037	155	31.425	186	25.671	164	166	11	1:30.187	35.163	172	30.375	193	24.649	182	186
3	1:30.100	35.548	173	29.811	201	24.741	180	173	12	1:26.661	33.561	176	29.043	204	24.057	181	210
4	1:27.284	33.741	176	29.280	203	24.263	181	209	13	1:26.219	33.361	175	29.029	203	23.829	180	210
5	1:26.821	33.603	176	29.095	204	24.123	181	211	14	<b>1:25.981</b>	33.209	176	28.962	204	<b>23.810</b>	<b>182</b>	211
6	1:26.386	33.391	<b>177</b>	29.001	204	23.994	181	210	15	1:26.323	33.379	176	29.017	205	23.927	181	210
7	1:26.861	33.639	176	29.218	204	24.004	182	210	16	1:26.104	<b>33.190</b>	<b>176</b>	29.008	206	23.906	182	213
8	1:26.729	33.427	176	29.272	206	24.030	181	210	17	1:26.143	33.211	176	<b>28.869</b>	<b>205</b>	24.063	182	<b>213</b>
9	1:47.534	33.366	175	29.065	<b>206</b>	45.103	52	210	18		33.361	176	29.084	204			213

<b>5 Zendeli, DEU</b>									<b>theoretical besttime: 1:25.975</b>								
1	3:27.784	2:22.710	138	37.436	162	27.638	175		10	1:31.719	34.498	171	30.943	175	26.278	180	200
2	1:44.276	39.938	152	37.791	144	26.547	176	187	11	1:28.573	33.792	176	29.165	203	25.616	181	210
3	1:33.364	38.171	162	30.144	198	25.049	181	199	12	1:26.284	33.494	176	28.939	205	23.851	180	210
4	1:35.899	34.131	177	34.320	156	27.448	181	210	13	1:26.681	33.469	176	<b>28.844</b>	<b>204</b>	24.368	181	210
5	1:27.716	34.336	176	29.266	204	24.114	181	210	14	1:26.430	33.465	177	28.963	204	24.002	180	210
6	1:29.426	33.933	175	31.311	203	24.182	180	210	15	<b>1:26.181</b>	33.434	176	28.947	205	<b>23.800</b>	<b>181</b>	210
7	1:26.479	33.663	175	28.939	204	23.877	180	209	16	1:28.157	<b>33.331</b>	<b>177</b>	29.699	156	25.127	181	<b>211</b>
8	1:46.209	33.702	176	29.366	204	43.141	56	209	17		33.698	177	29.116	204			210
9	4:47.494	3:44.205	160	35.559	146	27.730	175										

<b>6 Beckhäuser, CZE</b>									<b>theoretical besttime: 1:29.085</b>								
1	8:17.786	7:01.866	110	42.646	129	33.274	171		8	1:30.524	34.452	175	30.297	203	25.775	170	<b>210</b>
2	1:45.547	40.556	142	35.618	184	29.373	160	180	9	1:30.775	35.100	175	30.426	203	25.249	180	195
3	1:37.985	37.626	168	33.678	183	26.681	160	198	10	1:29.870	34.503	174	30.271	203	25.096	180	209
4	<del>1:35.449</del>	<del>37.007</del>	<del>170</del>	<del>31.522</del>	<del>203</del>	<del>26.920</del>	<del>169</del>	<del>181</del>	11	<b>1:29.393</b>	34.146	168	30.062	203	25.185	180	209
4	1:32.517	35.597	173	31.072	202	25.848	178	204	12	1:30.236	<b>34.081</b>	<b>174</b>	31.059	203	25.096	180	209
5	1:30.867	34.737	172	30.575	203	25.555	178	208	13	1:29.405	34.401	174	<b>30.027</b>	<b>203</b>	<b>24.977</b>	<b>180</b>	209
6	1:32.918	34.548	165	31.896	156	26.474	173	208	14	1:29.974	34.152	175	30.728	203	25.094	169	209
7	1:30.337	34.716	174	30.470	203	25.151	180	206	15	1:29.553	34.410	173	30.077	203	25.066	179	204



# ADAC Formel 4

## Sector List Qualifying

Provisional



Motorsportarena Oschersleben, Length: 3696m

Air temperature: 14.46°C

Track temperature: 16.83°C

Weather condition: Dry

**DMSB** Reg. Nr.: 120/17

Friday, April 28, 2017 16:20:00

Lap	Time	SE1	SP1	SE2	SP2	SE3	SP3	TSP	Lap	Time	SE1	SP1	SE2	SP2	SE3	SP3	TSP
<b>7 Söderström, SWE</b>									<b>theoretical besttime: 1:26.454</b>								
1	3:25.507	2:20.573	162	36.126	149	28.808	161		6	4:07.204	3:09.425	157	32.418	190	25.361	176	
2	4:33.474	36.117	469	31.598	470	25.756	474	197	7	1:28.923	34.701	172	29.768	195	24.454	181	202
2	1:29.078	34.603	175	29.918	196	24.557	180	202	8	1:26.827	33.587	176	29.143	205	24.097	181	212
3	1:27.990	33.833	176	29.643	202	24.514	180	209	9	1:26.633	33.444	177	29.122	205	24.067	181	211
4	1:27.363	33.739	177	29.305	205	24.319	180	211	10	1:27.714	33.455	177	30.076	197	24.183	181	212
4	1:27.428	33.603	176	29.351	204	24.474	177	211	10	<b>1:26.454</b>	<b>33.432</b>	<b>176</b>	<b>29.020</b>	<b>206</b>	<b>24.002</b>	<b>180</b>	210
5	1:27.108	33.749	177	29.288	204	24.071	180	209	11	1:28.860	35.218	165	29.466	204	24.176	180	213
6	1:26.822	33.604	175	29.176	205	24.045	180	210	12		33.629	175	29.355	203			210
6	1:49.612	33.512	176	29.528	204	46.572	44	210									

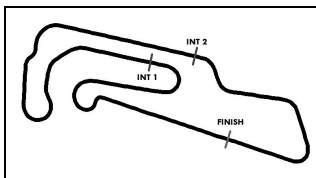
<b>9 Armstrong, ITA</b>									<b>theoretical besttime: 1:26.128</b>								
1	4:08.239	3:05.357	150	34.908	181	27.974	168		10	1:26.646	33.578	177	29.208	202	23.860	178	208
2	1:34.551	36.712	168	31.558	193	26.281	169	197	11	1:47.379	34.345	173	29.935	201	43.099	55	208
3	1:30.686	35.407	170	30.401	196	24.878	174	195	12	3:58.874	2:58.169	158	33.672	183	27.033	171	
4	1:28.219	34.445	173	29.631	198	24.143	180	201	13	1:38.166	35.790	166	34.977	103	27.399	175	198
5	1:26.914	33.760	176	29.166	202	23.988	179	210	14	1:30.086	36.376	172	29.604	203	24.106	179	204
6	1:27.618	33.578	175	30.160	201	23.880	179	209	15	1:26.454	33.508	175	29.010	204	23.936	180	209
7	1:26.335	33.500	175	29.023	203	23.812	178	209	16	<b>1:26.203</b>	<b>33.347</b>	<b>176</b>	29.068	204	<b>23.788</b>	<b>180</b>	210
8	1:26.678	33.540	175	29.106	203	24.032	180	208	17	1:26.205	33.421	177	<b>28.993</b>	<b>204</b>	23.791	180	210
9	1:26.508	33.510	175	29.037	204	23.961	176	209									

<b>10 Wagner, DEU</b>									<b>theoretical besttime: 1:27.781</b>								
1	2:23.393	1:18.566	148	35.773	153	29.054	161		10	3:59.882	2:57.820	147	33.875	175	28.187	173	
2	1:38.513	38.794	165	32.537	165	27.182	175	179	11	1:31.447	35.583	169	30.800	197	25.064	177	203
3	1:31.158	35.562	172	30.535	199	25.061	180	206	12	1:29.205	34.522	176	30.062	203	24.621	180	207
4	1:29.356	34.697	171	30.017	202	24.642	178	210	13	1:29.544	34.196	175	29.843	203	25.505	174	210
5	1:29.186	34.437	175	29.919	201	24.830	178	210	14	1:37.032	34.236	175	35.635	194	27.161	179	208
6	1:28.501	34.211	175	29.588	202	24.702	178	208	15	1:28.776	34.256	175	29.812	202	24.708	179	210
7	1:28.095	34.099	175	29.621	202	24.375	179	209	16	1:28.373	34.079	174	29.737	202	24.557	178	209
8	<b>1:27.832</b>	34.105	175	<b>29.418</b>	202	<b>24.309</b>	178	208	17	1:28.468	<b>34.054</b>	<b>176</b>	29.713	202	24.701	178	209
9	1:50.990	34.769	173	30.077	202	46.144	54	208	18	1:28.314	34.154	175	29.577	202	24.583	178	210

<b>11 Wishofer, AUT</b>									<b>theoretical besttime: 1:26.679</b>								
1	7:44.043	6:37.476	154	38.187	167	28.380	169		9	3:12.524	2:14.572	168	32.251	189	25.701	175	
2	1:34.629	37.499	163	31.622	193	25.508	175	189	10	1:30.270	35.330	161	30.420	194	24.520	179	189
3	1:33.780	36.977	136	31.742	197	25.061	175	203	11	1:27.587	34.118	176	29.225	204	24.244	181	205
4	1:28.695	34.960	175	29.415	203	24.320	180	186	12	<b>1:26.797</b>	33.672	175	29.079	204	<b>24.046</b>	<b>181</b>	<b>210</b>
5	1:27.425	33.830	175	29.393	203	24.202	181	209	13	1:26.837	<b>33.604</b>	<b>176</b>	<b>29.029</b>	<b>204</b>	24.204	180	210
6	1:27.710	33.998	175	29.221	203	24.491	178	209	14	1:27.012	33.693	175	29.227	203	24.092	180	208
7	1:27.058	33.837	175	29.106	203	24.115	180	207	15	1:27.084	33.739	174	29.144	203	24.201	179	208
8	1:48.706	34.069	174	29.272	202	45.365	51	207									

<b>13 Scherer, CHE</b>									<b>theoretical besttime: 1:25.824</b>								
1	1:51.141	48.362	148	34.625	174	28.154	171		10	1:48.868	34.579	175	30.373	200	43.916	56	212
2	1:37.705	38.159	164	33.132	196	26.414	175	192	11	5:54.153	4:53.214	163	34.039	140	26.900	178	
3	1:35.868	36.182	170	32.383	156	27.303	179	205	12	1:32.326	35.196	174	31.244	164	25.886	180	206
4	1:28.599	34.447	175	29.746	204	24.406	179	210	13	1:27.685	33.852	176	29.457	189	24.376	180	213
5	1:28.046	33.865	177	29.377	200	24.804	179	209	14	1:26.774	33.338	177	28.819	204	24.617	179	213
6	1:26.525	33.702	177	28.923	205	23.900	179	210	15	<b>1:26.052</b>	33.374	176	28.916	204	<b>23.762</b>	<b>179</b>	212
7	1:26.115	33.379	177	<b>28.775</b>	204	23.961	179	211	16	1:26.314	<b>33.287</b>	<b>178</b>	28.880	204	24.147	179	210
8	1:30.996	34.822	177	32.087	192	24.087	179	213	17	1:26.187	33.490	176	28.798	204	23.899	179	210
9	1:26.175	33.442	176	28.869	205	23.864	178	212									

<b>18 Hanses, DEU</b>									<b>theoretical besttime: 1:26.199</b>								
1	1:48.240	45.833	150	34.787	163	27.620	160		10	1:26.838	33.568	175	29.083	202	24.187	180	208
2	1:34.911	36.933	160	32.054	186	25.924	171	174	11	1:46.360	33.562	175	29.023	201	43.775	56	207
3	1:30.414	35.599	170	30.121	200	24.694	179	187	12	3:49.111	2:50.968	153	31.974	183	26.169	159	
4	1:28.205	33.992	175	29.175	203	25.038	181	208	13	1:30.601	36.210	172	29.935	200	24.456	180	170
5	1:32.791	36.405	159	32.113	198	24.273	180	211	14	1:26.953	33.698	176	29.168	203	24.087	180	208
6	1:26.939	33.818	175	29.035	203	24.086	179	208	15	1:26.563	33.637	175	28.969	204	23.957	179	209



# ADAC Formel 4

## Sector List Qualifying

Provisional



Motorsportarena Oschersleben, Length: 3696m

Air temperature: 14.46°C

Track temperature: 16.83°C

Weather condition: Dry

DMSB Reg. Nr.: 120/17

Friday, April 28, 2017 16:20:00

Lap	Time	SE1	SP1	SE2	SP2	SE3	SP3	TSP	Lap	Time	SE1	SP1	SE2	SP2	SE3	SP3	TSP
7	1:27.274	33.941	175	29.290	203	24.043	179	209	16	1:26.357	<b>33.411</b>	<b>175</b>	28.996	204	23.950	177	208
8	1:26.706	33.573	175	29.104	203	24.029	179	208	17	<b>1:26.231</b>	33.443	175	<b>28.935</b>	<b>204</b>	<b>23.853</b>	<b>180</b>	208
9	1:26.473	33.554	175	29.006	<b>204</b>	23.913	179	208	18		33.444	176	30.050	201			209

### 26 Heinrich, DEU

theoretical besttime: 1:27.660

1	2:16.871	1:12.041	163	36.000	170	28.830	172		10	3:45.556	2:48.146	168	31.640	194	25.770	176	
2	1:36.053	37.185	167	32.208	192	26.660	173	197	11	1:37.961	41.846	174	30.766	197	25.349	178	207
3	1:32.571	36.108	172	30.542	193	25.921	178	198	12	1:29.039	34.362	175	29.963	200	24.714	177	208
4	1:29.877	34.675	173	30.345	200	24.857	178	207	13	1:28.120	34.006	175	29.512	202	24.602	178	209
5	1:28.370	34.171	174	29.606	201	24.593	179	207	14	1:49.785	34.154	173	29.554	201	46.077	54	208
6	1:28.610	34.251	174	29.537	201	24.822	179	207	15	2:58.946	2:02.872	174	31.134	180	24.940	180	
7	1:27.983	33.951	173	29.573	200	24.459	180	208	16	1:28.257	34.128	176	29.622	202	24.507	179	<b>210</b>
8	<b>1:27.660</b>	<b>33.911</b>	175	<b>29.470</b>	201	<b>24.279</b>	178	208	17	1:28.069	33.913	175	29.470	202	24.686	178	208
9	1:50.486	34.027	175	29.871	200	46.588	54	206									

### 27 Nielsen, DNK

theoretical besttime: 1:25.865

1	1:46.748	44.998	166	34.120	194	27.630	172		10	1:47.250	33.840	174	29.813	201	43.597	56	208
2	1:34.774	36.524	170	32.271	192	25.979	173	201	11	6:17.159	5:18.665	170	32.274	196	26.220	175	
3	1:29.922	34.954	169	30.384	196	24.584	<b>180</b>	200	12	1:30.107	35.313	169	30.273	197	24.521	180	204
4	1:29.725	34.090	174	29.550	201	26.085	176	209	13	1:27.600	33.999	175	29.444	200	24.157	179	<b>209</b>
5	1:31.435	35.100	174	31.779	188	24.556	179	206	14	1:26.173	33.472	176	28.926	204	23.775	180	208
6	1:26.724	33.707	<b>176</b>	29.049	203	23.968	180	208	15	1:26.028	33.372	176	<b>28.850</b>	<b>204</b>	23.806	179	209
7	1:27.183	33.898	176	29.145	203	24.140	180	209	16	<b>1:25.945</b>	<b>33.294</b>	<b>175</b>	28.930	203	<b>23.721</b>	<b>180</b>	209
8	1:26.428	33.570	175	28.947	203	23.911	179	208	17	1:26.087	33.347	176	28.900	203	23.840	180	209
9	1:26.216	33.479	175	28.964	203	23.773	179	208									

### 28 Schramm, DEU

theoretical besttime: 1:26.318

1	1:53.373	49.584	149	35.667	161	28.122	158		9	1:47.231	33.665	176	29.297	204	44.269	52	209
2	1:37.529	37.989	168	33.090	187	26.450	176		10	7:29.492	6:29.163	169	33.971	172	26.358	177	
3	1:35.155	36.308	168	32.736	164	26.111	180	200	11	1:35.097	36.621	142	33.100	160	25.376	177	206
4	1:28.132	34.292	176	29.384	203	24.456	180	210	12	1:29.363	34.488	173	30.368	200	24.507	180	208
5	1:31.779	35.466	175	31.717	198	24.596	179	194	13	1:26.725	33.722	176	28.979	204	24.024	180	<b>210</b>
6	1:27.098	33.919	175	29.019	203	24.160	180	208	14	<b>1:26.402</b>	33.484	176	28.973	203	23.945	180	209
7	1:26.788	33.718	176	29.038	203	24.032	179	208	15	1:26.746	<b>33.467</b>	<b>175</b>	29.173	199	24.106	180	209
8	1:26.524	33.607	175	28.996	203	23.921	179	208	16	1:26.427	33.576	176	<b>28.956</b>	<b>204</b>	<b>23.895</b>	<b>180</b>	208

### 33 Aberdein, DEU

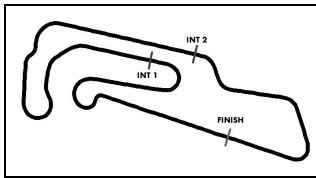
theoretical besttime: 1:26.068

1	3:16.377	2:12.809	149	34.843	154	28.725	160		10	4:10.815	3:10.937	160	33.587	179	26.291	163	
2	1:33.704	37.166	163	31.229	176	25.309	174	171	11	1:31.217	35.905	171	30.630	192	24.682	169	182
3	1:28.856	34.670	173	29.881	196	24.305	180	201	12	1:28.765	34.650	171	29.886	173	24.229	181	198
4	1:28.345	34.447	170	29.746	199	24.152	179	209	13	1:26.272	<b>33.357</b>	<b>175</b>	29.075	203	23.840	181	210
5	1:26.939	33.565	176	29.204	203	24.170	179	208	14	<b>1:26.074</b>	33.363	175	<b>28.943</b>	<b>203</b>	<b>23.768</b>	<b>181</b>	210
6	1:26.738	33.648	175	29.107	203	23.983	180	208	15	1:27.518	33.894	177	29.760	203	23.864	181	<b>213</b>
7	1:26.659	33.572	173	29.141	203	23.946	179	209	16	1:26.525	33.605	175	29.012	203	23.908	179	209
8	1:26.442	33.496	175	29.072	203	23.874	180	208	17		33.397	176	28.976	203			209
9	1:47.223	33.620	175	29.266	<b>204</b>	44.337	54	209									

### 42 Hoogenboom, NLD

theoretical besttime: 1:26.622

1	2:58.204	1:56.273	144	34.753	158	27.178	157		10	3:44.541	2:43.491	145	34.057	171	26.993	161	
2	1:35.790	37.560	148	32.074	177	26.156	173	166	11	1:31.553	36.327	173	30.391	192	24.835	178	170
3	1:33.702	35.933	159	32.501	181	25.268	180	171	12	1:27.702	33.981	174	29.504	203	24.217	181	210
4	1:30.829	34.209	176	29.558	204	27.062	180	209	13	1:26.993	33.537	175	29.244	203	24.212	180	210
5	1:27.377	33.839	176	29.337	202	24.201	<b>181</b>	210	14	1:27.506	33.602	175	29.540	202	24.364	180	210
6	1:27.014	33.629	<b>176</b>	29.182	204	24.203	180	208	15	<b>1:26.665</b>	33.537	175	<b>29.112</b>	<b>204</b>	24.016	180	210
7	1:27.299	33.700	176	29.363	203	24.236	179	210	16	1:26.734	33.526	176	29.207	203	<b>24.001</b>	<b>181</b>	210
8	1:26.854	33.615	176	29.171	<b>205</b>	24.068	180	209	17	1:26.695	33.527	175	29.131	203	24.037	181	209
9	1:47.768	<b>33.509</b>	176	29.894	205	44.365	53	<b>210</b>	18	1:26.828	33.571	176	29.237	203	24.020	180	209



# ADAC Formel 4

## Sector List Qualifying

Provisional



Motorsportarena Oschersleben, Length: 3696m

Air temperature: 14.46°C

Track temperature: 16.83°C

Weather condition: Dry

**DMSB** Reg. Nr.: 120/17

Friday, April 28, 2017 16:20:00

Lap	Time	SE1	SP1	SE2	SP2	SE3	SP3	TSP	Lap	Time	SE1	SP1	SE2	SP2	SE3	SP3	TSP
<b>44 Vips, ITA</b>									<b>theoretical besttime: 1:25.922</b>								
1	4:03.468	3:00.523	166	33.759	184	29.186	174		10	1:44.053	33.615	175	29.027	202	41.411	54	208
2	1:36.175	35.661	169	31.651	192	28.863	174	200	11	3:49.279	2:49.826	161	33.608	182	25.845	177	
3	1:28.869	34.638	173	29.924	201	24.307	180	201	12	1:29.007	34.787	171	29.802	197	24.418	179	204
4	1:27.014	34.018	175	29.105	204	23.891	180	208	13	1:26.665	33.669	176	29.050	205	23.946	180	210
5	1:27.004	33.746	176	29.190	201	24.068	179	209	14	<b>1:26.043</b>	33.407	175	28.955	204	<b>23.681</b>	<b>180</b>	210
6	1:29.058	33.641	175	29.029	204	26.388	180	209	15	1:26.138	<b>33.359</b>	<b>175</b>	<b>28.882</b>	<b>204</b>	23.897	180	210
7	1:26.316	33.554	176	28.952	204	23.810	180	210	16	1:26.642	33.646	176	29.100	204	23.896	181	<b>211</b>
8	1:28.717	33.615	176	29.500	<b>206</b>	25.602	178	209	17	1:26.152	33.451	176	28.976	204	23.725	179	211
9	1:26.947	33.698	175	29.013	203	24.236	180	209									

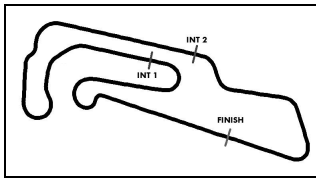
Lap	Time	SE1	SP1	SE2	SP2	SE3	SP3	TSP	Lap	Time	SE1	SP1	SE2	SP2	SE3	SP3	TSP
<b>68 Correa, ITA</b>									<b>theoretical besttime: 1:26.171</b>								
1	4:18.725	3:18.527	166	33.452	192	26.746	174		10	1:46.059	33.722	176	28.955	204	43.382	54	208
2	1:32.525	36.273	169	31.081	194	25.171	174	202	11	4:06.234	3:00.692	46	38.706	160	26.836	175	
3	1:29.404	35.172	169	29.975	196	24.257	179	201	12	1:39.027	39.674	133	34.275	151	25.078	179	205
4	1:27.070	33.999	176	29.079	203	23.992	179	208	<del>13</del>	<del>1:27.190</del>	<del>33.974</del>	<del>175</del>	<del>29.188</del>	<del>204</del>	<del>24.028</del>	<del>184</del>	209
5	1:26.664	33.800	176	28.995	204	23.869	180	209	13	1:37.345	40.021	119	32.998	172	24.326	180	<b>212</b>
6	1:26.939	33.587	176	28.957	204	24.395	180	210	14	1:26.518	33.728	176	28.952	205	23.838	180	210
7	1:26.448	33.618	176	29.059	204	23.771	180	209	15	1:26.239	<b>33.529</b>	<b>177</b>	<b>28.921</b>	<b>205</b>	23.789	180	210
8	1:26.968	34.149	173	29.098	203	<b>23.721</b>	180	210	16	1:26.227	33.546	177	28.925	205	23.756	180	208
9	<b>1:26.202</b>	33.540	175	28.932	204	23.730	<b>181</b>	210									

Lap	Time	SE1	SP1	SE2	SP2	SE3	SP3	TSP	Lap	Time	SE1	SP1	SE2	SP2	SE3	SP3	TSP
<b>79 Malukas, LTU</b>									<b>theoretical besttime: 1:26.410</b>								
1	2:55.442	1:53.955	149	34.353	169	27.134	171		10	3:49.627	2:49.429	153	33.412	182	26.786	169	
2	1:37.205	36.915	155	34.037	175	26.253	168	184	11	1:33.470	36.145	159	31.999	185	25.326	174	189
3	1:32.526	36.057	162	31.193	185	25.276	178	184	12	1:29.538	34.926	175	30.143	199	24.469	178	190
4	1:29.921	34.788	173	30.624	200	24.509	179	208	13	1:27.377	33.886	174	29.402	202	24.089	180	209
5	1:27.979	34.265	173	29.473	203	24.241	179	208	14	1:26.675	33.600	176	29.168	203	23.907	180	<b>210</b>
6	1:27.534	33.882	176	29.497	199	24.155	179	207	15	1:26.600	33.656	175	29.115	203	<b>23.829</b>	<b>180</b>	210
7	1:27.155	33.829	175	29.297	201	24.029	179	208	16	<b>1:26.568</b>	<b>33.581</b>	<b>176</b>	29.056	203	23.931	181	210
8	1:28.018	34.060	175	29.781	202	24.177	180	207	17	1:26.639	33.618	177	<b>29.000</b>	<b>203</b>	24.021	181	210
9	1:48.362	34.246	164	30.182	198	43.934	54	207	18		37.473	100	31.246	203			210

Lap	Time	SE1	SP1	SE2	SP2	SE3	SP3	TSP	Lap	Time	SE1	SP1	SE2	SP2	SE3	SP3	TSP
<b>80 Estner, DEU</b>									<b>theoretical besttime: 1:26.669</b>								
1	2:04.229	58.177	139	37.453	156	28.599	155		10	1:47.507	34.124	176	29.468	203	43.915	54	208
2	1:37.585	38.682	166	32.637	165	26.266	175	180	11	3:17.448	2:17.280	153	33.988	193	26.180	175	
3	1:30.798	35.126	170	30.749	198	24.923	176	204	<del>12</del>	<del>1:29.985</del>	<del>35.115</del>	<del>172</del>	<del>30.156</del>	<del>198</del>	<del>24.714</del>	<del>184</del>	<del>203</del>
4	1:29.859	35.053	171	30.150	198	24.656	181	206	12	1:27.962	34.009	177	29.532	204	24.421	181	210
5	1:29.575	34.132	176	29.595	203	25.848	180	<b>211</b>	<del>13</del>	<del>1:27.033</del>	<del>33.752</del>	<del>176</del>	<del>29.134</del>	<del>204</del>	<del>24.147</del>	<del>184</del>	<del>211</del>
<del>6</del>	<del>1:33.084</del>	<del>34.433</del>	<del>175</del>	<del>33.674</del>	<del>158</del>	<del>24.977</del>	<del>180</del>	<del>210</del>	13	1:26.975	33.574	176	29.214	203	24.187	180	210
6	1:28.254	34.414	175	29.545	203	24.295	180	209	<del>14</del>	<del>1:26.759</del>	<del>33.613</del>	<del>176</del>	<del>29.074</del>	<del>204</del>	<del>24.072</del>	<del>180</del>	<del>210</del>
7	1:27.284	33.778	176	29.339	203	24.167	180	209	14	<b>1:26.694</b>	33.566	177	29.121	204	24.007	181	210
8	1:26.810	33.631	175	29.178	204	<b>24.001</b>	180	209	15	1:26.919	33.709	176	<b>29.116</b>	<b>204</b>	24.094	180	210
9	1:26.803	<b>33.552</b>	176	29.147	<b>204</b>	24.104	180	210									

Lap	Time	SE1	SP1	SE2	SP2	SE3	SP3	TSP	Lap	Time	SE1	SP1	SE2	SP2	SE3	SP3	TSP
<b>81 Waldherr, DEU</b>									<b>theoretical besttime: 1:26.484</b>								
1	2:02.252	58.575	135	36.198	186	27.479	173		10	4:29.782	3:30.015	156	33.254	185	26.513	175	
2	1:33.850	37.216	167	31.262	195	25.372	177	181	11	1:36.746	35.377	170	34.439	101	26.930	179	203
3	1:30.711	34.775	173	30.468	202	25.468	<b>182</b>	207	12	1:28.020	34.232	175	29.476	203	24.312	180	208
4	1:32.034	34.669	175	32.762	202	24.603	180	<b>212</b>	13	1:26.986	33.784	175	29.206	203	23.996	181	210
5	1:31.319	34.011	172	29.578	203	27.730	125	208	14	1:36.653	33.480	175	37.791	118	25.382	180	210
6	1:29.464	35.837	173	29.432	202	24.195	180	185	15	1:26.836	33.563	175	29.294	203	<b>23.979</b>	<b>181</b>	208
7	1:27.272	33.764	175	29.344	201	24.164	180	208	16	<b>1:26.615</b>	<b>33.410</b>	<b>175</b>	<b>29.095</b>	<b>204</b>	24.110	181	210
8	1:27.093	33.708	174	29.225	203	24.160	179	208	17	1:51.275	38.986	79	44.897	125	27.392	180	212
9	1:46.358	33.797	174	29.316	202	43.245	53	208	18		34.025	175	29.487	203			207





# ADAC Formel 4

## Sector List Qualifying

Provisional



Motorsportarena Oschersleben, Length: 3696m

Air temperature: 14.46°C

Track temperature: 16.83°C

Weather condition: Dry

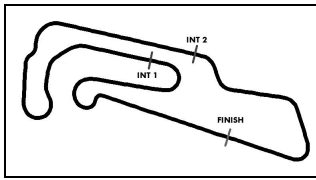
**DMSB** Reg. Nr.: 120/17

Friday, April 28, 2017 16:20:00

Lap	Time	SE1	SP1	SE2	SP2	SE3	SP3	TSP	Lap	Time	SE1	SP1	SE2	SP2	SE3	SP3	TSP
<b>83</b>	Moreira-Laliberte, CHE								<b>theoretical besttime: 1:26.046</b>								
1	2:13.181	1:07.853	152	36.718	150	28.610	161		10	1:47.048	33.573	175	28.994	204	44.481	54	208
2	1:36.891	38.185	168	32.278	186	26.428	175	162	11	4:05.183	3:05.919	171	33.158	194	26.106	175	
3	1:30.027	35.659	173	29.876	201	24.492	180	197	12	1:29.947	35.298	172	30.295	197	24.354	180	203
4	1:27.632	34.372	177	29.284	205	23.976	<b>181</b>	211	13	1:27.675	34.113	172	29.665	203	23.897	180	209
5	1:28.310	33.831	177	29.241	204	25.238	181	212	14	1:26.391	33.574	176	28.966	204	23.851	180	210
6	1:26.836	33.801	<b>177</b>	28.996	205	24.039	181	<b>213</b>	15	<b>1:26.139</b>	33.522	175	28.900	204	<b>23.717</b>	<b>180</b>	209
7	1:26.648	33.548	177	29.183	<b>205</b>	23.917	181	212	16	1:26.192	<b>33.456</b>	<b>176</b>	<b>28.873</b>	<b>204</b>	23.863	180	210
8	1:26.431	33.485	176	29.139	204	23.807	180	210	17	1:28.253	34.120	143	29.977	204	24.156	180	209
9	1:26.577	33.505	175	29.110	204	23.962	180	210	18	1:26.232	33.481	176	28.904	203	23.847	180	209

Lap	Time	SE1	SP1	SE2	SP2	SE3	SP3	TSP	Lap	Time	SE1	SP1	SE2	SP2	SE3	SP3	TSP
<b>98</b>	Piro, DEU								<b>theoretical besttime: 1:26.700</b>								
1	2:02.864	59.422	140	35.701	171	27.741	167		11	1:46.660	33.986	175	29.328	204	43.346	56	209
2	1:35.836	38.341	170	31.935	174	25.560	178	176	12	2:58.875	2:01.706	170	31.575	197	25.594	178	
3	1:30.478	35.086	171	30.530	204	24.862	181	207	13	1:30.728	35.605	172	30.424	199	24.699	180	208
4	1:30.983	34.741	174	31.448	204	24.794	181	213	14	1:27.840	34.107	175	29.234	205	24.499	181	210
5	1:27.814	34.093	175	29.368	206	24.353	179	211	15	1:27.260	33.885	176	29.135	206	24.240	181	211
6	1:27.243	33.848	<b>177</b>	29.259	204	24.136	181	211	16	1:27.082	33.774	175	29.180	205	24.128	181	212
7	1:26.960	33.776	175	29.096	<b>207</b>	24.088	<b>182</b>	212	17	<b>1:26.747</b>	<b>33.699</b>	<b>176</b>	29.090	206	<b>23.958</b>	<b>180</b>	211
8	1:27.213	33.741	176	29.267	204	24.205	181	<b>214</b>	18	1:26.905	33.742	175	29.160	204	24.003	180	210
9	1:27.125	33.788	175	29.157	206	24.180	180	212	19	1:26.945	33.755	175	<b>29.043</b>	<b>205</b>	24.147	180	210
10	1:27.047	33.821	176	29.193	204	24.033	180	209									

Lap	Time	SE1	SP1	SE2	SP2	SE3	SP3	TSP	Lap	Time	SE1	SP1	SE2	SP2	SE3	SP3	TSP
<b>99</b>	Weerts, BEL								<b>theoretical besttime: 1:26.626</b>								
1	1:54.588	51.945	155	35.089	160	27.554	157		11	1:32.308	36.563	160	30.925	180	24.820	177	157
2	1:36.787	37.628	156	32.783	164	26.376	163	161	12	1:28.698	34.108	173	29.564	199	25.026	179	204
3	1:35.090	36.634	169	32.480	158	25.976	<b>181</b>	183	13	1:27.180	33.872	176	29.284	203	24.024	180	208
4	1:30.141	34.490	175	30.995	183	24.656	179	<b>212</b>	14	1:26.752	33.560	176	29.134	204	24.058	178	210
5	1:29.901	33.979	175	31.161	196	24.761	181	208	15	1:26.810	33.627	176	29.193	203	23.990	179	208
6	1:27.706	34.020	176	29.515	203	24.171	180	211	16	<b>1:26.650</b>	<b>33.548</b>	<b>176</b>	<b>29.097</b>	<b>204</b>	24.005	180	210
7	1:27.447	34.008	175	29.360	202	24.079	180	209	17	1:26.863	33.549	175	29.275	204	24.039	179	209
8	1:27.070	33.730	175	29.338	202	24.002	180	208	18	1:26.990	33.722	175	29.287	203	<b>23.981</b>	<b>180</b>	208
9	1:47.393	33.691	176	29.396	203	44.306	52	209	19	1:26.932	33.649	176	29.271	203	24.012	179	208
10	3:36.724	2:36.980	163	33.184	162	26.560	162										



# ADAC Formel 4

## Top speed list Free Practice 2



Provisional

**DMSB** Reg. Nr.: 120/17



Motorsportarena Oschersleben, Length: 3696m  
Air temperature: 18.24°C  
Track temperature: 27.89°C  
Weather condition: Dry

Friday, April 28, 2017 11:00:00

#	Name (NAT)	Team	Car name	Speed	Lap	Race time
33	Jonathan Aberdein (DEU)	Motopark (DEU)	ADAC Formel 4 powered by Abarth	215.56	24	42:10.668
13	Fabio Scherer (CHE)	US Racing (DEU)	ADAC Formel 4 powered by Abarth	215.13	8	11:47.146
4	Sophia Flörsch (DEU)	ADAC Berlin-Brandenburg e.V. (DEU)	ADAC Formel 4 powered by Abarth	215.13	16	35:47.817
5	Lirim Zendeli (DEU)	ADAC Berlin-Brandenburg e.V. (DEU)	ADAC Formel 4 powered by Abarth	214.71	15	36:07.890
98	Cedric Piro (DEU)	Team Piro Sport Interdental (DEU)	ADAC Formel 4 powered by Abarth	214.28	12	41:39.060
80	Andreas Estner (DEU)	Neuhauser Racing Team (AUT)	ADAC Formel 4 powered by Abarth	213.86	17	34:21.484
68	Juan Manuel Correa (ITA)	Prema Powerteam SRL (ITA)	ADAC Formel 4 powered by Abarth	213.43	20	39:08.498
44	Juri Vips (ITA)	Prema Powerteam SRL (ITA)	ADAC Formel 4 powered by Abarth	213.01	17	36:16.672
42	Leonard Hoogenboom (NLD)	Motopark (DEU)	ADAC Formel 4 powered by Abarth	213.01	17	38:56.582
7	Oliver Söderström (SWE)	ADAC Berlin-Brandenburg e.V. (DEU)	ADAC Formel 4 powered by Abarth	213.01	23	44:29.172
1	Felipe Drugovich (ITA)	Van Amersfoort Racing (NLD)	ADAC Formel 4 powered by Abarth	213.01	25	44:33.005
99	Charles Weerts (BEL)	Motopark (DEU)	ADAC Formel 4 powered by Abarth	212.59	19	36:46.180
9	Marcus Armstrong (ITA)	Prema Powerteam SRL (ITA)	ADAC Formel 4 powered by Abarth	212.59	17	37:51.254
6	Tom Beckhäuser (CZE)	ADAC Berlin-Brandenburg e.V. (DEU)	ADAC Formel 4 powered by Abarth	212.18	18	37:38.713
27	Nicklas Nielsen (DNK)	US Racing (DEU)	ADAC Formel 4 powered by Abarth	212.18	14	41:54.452
11	Mick Wishofer (AUT)	Lechner Racing (AUT)	ADAC Formel 4 powered by Abarth	212.18	20	43:25.348
18	Julian Hanses (DEU)	US Racing (DEU)	ADAC Formel 4 powered by Abarth	211.76	6	9:06.261
2	Frederik Vesti (DNK)	Van Amersfoort Racing (NLD)	ADAC Formel 4 powered by Abarth	211.76	20	35:49.684
81	Michael Waldherr (DEU)	Neuhauser Racing Team (AUT)	ADAC Formel 4 powered by Abarth	211.76	21	37:21.612
79	David Malukas (LTU)	Motopark (DEU)	ADAC Formel 4 powered by Abarth	211.76	18	37:54.666
26	Laurin Heinrich (DEU)	Laurin Heinrich (DEU)	ADAC Formel 4 powered by Abarth	211.35	21	43:09.435
83	Kami Moreira-Laliberte (CHE)	Van Amersfoort Racing (NLD)	ADAC Formel 4 powered by Abarth	210.93	4	5:21.912
10	Richard Wagner (DEU)	Lechner Racing (AUT)	ADAC Formel 4 powered by Abarth	210.93	19	36:03.667
28	Kim Luis Schramm (DEU)	US Racing (DEU)	ADAC Formel 4 powered by Abarth	210.93	17	38:25.028