



ADAC GT Masters

Result List Free Practice 1



Provisional

Motorsportarena Oschersleben, Length: 3696m

Air temperature: 21.57°C

Track temperature: 40.36°C

Weather condition: Dry

DMSB Reg. Nr.: 121/17

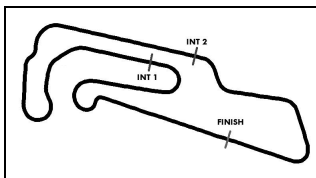
Friday, April 28, 2017 12:00:00

started : 28 classified : 28 not classified : 0

Drivers	Team	Car	Lap	Best Time	Gap	Diff	Kph	Day Time
1 2 J.Schmidt(CHE)(J)/C.Haase(DEU)	MontaplastbyLand-Motorsport(DEU)	Audi R8 LMS	5	1:26.977			152.9	12:09:37
2 1 C.De Phillippi(USA)/C.Mies(DEU)	MontaplastbyLand-Motorsport(DEU)	Audi R8 LMS	11	1:26.993	0.016	0.016	152.9	12:23:35
3 42 R.Collard(GBR)(J)/P.Eng(AUT)	BMW Team Schnitzer(DEU)	BMW M6 GT3	4	1:27.021	0.044	0.028	152.9	12:06:47
4 19 E.Perez Companc(ARG)(J)/M.Bortolotti(ITA)	GRT Grasser-Racing-Team(AUT)	Lamborghini Huracan GT3	14	1:27.168	0.191	0.147	152.6	12:41:13
5 3 M.Pommer(DEU)/K.van der Linde(ZAF)	Aust Motorsport(DEU)	Audi R8 LMS	5	1:27.294	0.317	0.126	152.4	12:08:56
6 4 D.Marschall(DEU)(J)/P.Niederhauser(CHE)	Aust Motorsport(DEU)	Audi R8 LMS	14	1:27.465	0.488	0.171	152.1	12:42:22
7 77 J.Gounon(FRA)(J)/D.Keilwitz(DEU)	Callaway Competition(DEU)	Corvette C7 GT3	8	1:27.490	0.513	0.025	152.0	12:32:13
8 25 M.Ortmann(DEU)(J)/F.Stippler(DEU)	BWT Mücke Motorsport(DEU)	Audi R8 LMS	5	1:27.494	0.517	0.004	152.0	12:08:54
9 17 M.Jaminet(FRA)/M.Ammermüller(DEU)	KÜS TEAM75 Bernhard(DEU)	Porsche 911 GT3 R	5	1:27.536	0.559	0.042	152.0	12:08:21
10 24 F.Salaquarda(CZE)/M.Winkelhock(DEU)	BWT Mücke Motorsport(DEU)	Audi R8 LMS	16	1:27.547	0.570	0.011	151.9	12:28:35
11 99 R.Renauer(DEU)/S.Müller(DEU)	Precote Herberth Motorsport(DEU)	Porsche 911 GT3 R	6	1:27.552	0.575	0.005	151.9	12:17:35
12 36 K.Bachler(AUT)/A.Macdonald(GBR)	bigFMRacingTeamSchützMotorsport(I)	Porsche 911 GT3 R	16	1:27.633	0.656	0.081	151.8	12:38:09
13 84 P.Assenheimer(DEU)(J)/M.Götz(DEU)	Mercedes-AMGTeamHTPMotorsport(L)	Mercedes-AMG GT3	10	1:27.760	0.783	0.127	151.6	12:20:33
14 63 R.Ineichen(CHE)(T)/C.Engelhart(DEU)	GRT Grasser-Racing-Team(AUT)	Lamborghini Huracan GT3	15	1:27.835	0.858	0.075	151.4	12:41:48
15 26 S.Mücke(DEU)/S.Asch(DEU)	BWT Mücke Motorsport(DEU)	Mercedes-AMG GT3	5	1:27.904	0.927	0.069	151.3	12:07:58
16 50 P.Geipel(DEU)/R.Frey(CHE)	YACO Racing(DEU)	Audi R8 LMS	5	1:27.930	0.953	0.026	151.3	12:09:00
17 21 L.Stolz(DEU)(J)/L.Ludwig(DEU)	Mercedes-AMGTeamZakspeed(DEU)	Mercedes-AMG GT3	5	1:28.021	1.044	0.091	151.1	12:08:21
18 7 M.Mapelli(ITA)/N.Siedler(AUT)	HB Racing WDS Bau(AUT)	Lamborghini Huracan GT3	13	1:28.204	1.227	0.183	150.8	12:42:14
19 13 S.Barth(DEU)(T)/M.Hackländer(DEU)	RWT - Racing team(DEU)	Corvette C7 GT3	6	1:28.267	1.290	0.063	150.7	12:21:21
20 48 I.Dontje(NLD)(J)/M.Kirchhöfer(DEU)	Mercedes-AMGTeamHTPMotorsport(L)	Mercedes-AMG GT3	24	1:28.307	1.330	0.040	150.6	12:51:26
21 44 D.Busch(DEU)/M.Busch(DEU)	Twin Busch Motorsport(DEU)	Audi R8 LMS	5	1:28.519	1.542	0.212	150.3	12:09:04
22 6 F.Spengler(DEU)/C.Zanella(CHE)	HB Racing WDS Bau(AUT)	Lamborghini Huracan GT3	12	1:28.540	1.563	0.021	150.2	12:23:47
23 8 M.Ahlin-Kottulinsky(SWE)(J)/R.Feller(CHE)(J)	Audi Sport racing academy(DEU)	Audi R8 LMS	25	1:28.731	1.754	0.191	149.9	12:48:01
24 20 N.Sylvest(DNK)(J)/N.Rogivue(CHE)(J)	Mercedes-AMGTeamZakspeed(DEU)	Mercedes-AMG GT3	17	1:28.917	1.940	0.186	149.6	12:53:08
25 22 R.Lips(CHE)(T)/P.Huisman(NLD)(T)	MRS GT-Racing(DEU)	Nissan GT-RNISMOGT3	7	1:28.972	1.995	0.055	149.5	12:12:56
26 9 E.Erhart(DEU)/C.Höher(AUT)(J)	Audi Sport racing academy(DEU)	Audi R8 LMS	26	1:29.047	2.070	0.075	149.4	12:55:16
27 18 C.Friedrich(DEU)(J)/A.de Leener(BEL)	KÜS TEAM75 Bernhard(DEU)	Porsche 911 GT3 R	19	1:29.168	2.191	0.121	149.2	12:36:46
28 66 J.Judek(DEU)(J)/E.Lindholm(DEU)(J)	ADACNSAAtemptoRacingTeam(DEL)	Lamborghini Huracan GT3	5	1:29.290	2.313	0.122	149.0	12:09:40

Subject to final scrutineering!

Publication time:	Clerk of the Course: Ralph Bohnhorst	Timekeeper: Steffen Ruhl
-------------------	--------------------------------------	--------------------------



ADAC GT Masters

Sector List Free Practice 1

Provisional



Motorsportarena Oschersleben, Length: 3696m

Air temperature: 21.57°C

Track temperature: 40.36°C

Weather condition: Dry

DMSB Reg. Nr.: 121/17

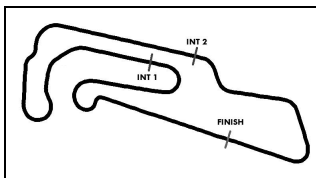
Friday, April 28, 2017 12:00:00

Lap	Time	SE1	SP1	SE2	SP2	SE3	SP3	TSP	Lap	Time	SE1	SP1	SE2	SP2	SE3	SP3	TSP
1 De Phillippi, USA / Mies, DEU									theoretical besttime: 1:26.914								
1	2:43.926	1:42.292	176	34.790	216	26.844	193		16	1:27.848	33.653	189	29.661	225	24.534	194	237
2	1:30.021	34.779	189	30.240	223	25.002	194	233	17	1:27.912	33.408	190	29.583	225	24.921	192	236
3	1:28.193	33.682	189	29.626	225	24.885	194	236	18	1:45.801	33.535	188	29.639	224	42.627	55	236
4	1:27.498	33.526	190	29.423	225	24.549	195	236	19	4:20.021	3:22.688	177	31.948	223	25.385	194	
5	1:27.142	33.269	190	29.410	225	24.463	194	237	20	1:28.153	33.437	188	29.900	223	24.816	194	236
6	1:27.567	33.277	190	29.609	224	24.681	194	238	21	1:30.031	34.197	189	30.231	224	25.603	194	236
7	1:47.559	33.456	188	29.581	224	44.522	57	237	22	1:27.866	33.467	189	29.721	224	24.678	194	238
8	7:17.094	6:05.218	121	40.770	91	31.106	191		23	1:52.607	34.582	189	30.599	222	47.426	54	237
9	1:31.095	35.051	188	30.929	222	25.115	194	235	24	3:08.333	2:10.615	134	32.608	216	25.110	196	
10	1:27.883	33.739	184	29.631	224	24.513	196	237	25	1:28.502	33.734	190	29.920	225	24.848	194	240
11	1:26.993	33.265	190	29.396	222	24.332	195	237	26	1:46.306	33.515	189	29.709	225	43.082	58	239
12	1:27.112	33.269	191	29.456	224	24.387	194	237	27	2:45.470	1:50.503	190	30.050	222	24.917	194	
13	1:45.275	33.186	191	29.522	224	42.567	56	237	28	1:27.709	33.417	189	29.594	225	24.698	194	237
14	3:41.621	2:46.791	189	30.042	225	24.788	195		29	1:27.787	33.432	189	29.677	223	24.678	194	236
15	1:27.829	33.545	189	29.665	225	24.619	197	237	30	1:49.954	34.807	185	31.635	222	43.512	58	236

2 Schmidt, CHE / Haase, DEU									theoretical besttime: 1:26.954								
1	3:37.899	2:32.063	124	37.131	103	28.705	190		15	3:03.251	2:08.373	186	30.205	223	24.673	194	
2	1:34.688	34.746	187	32.753	186	27.189	195	229	16	1:27.660	33.335	189	29.627	222	24.698	194	236
3	1:27.675	33.642	186	29.433	225	24.600	195	236	17	1:27.691	33.510	188	29.661	223	24.520	193	236
4	1:29.847	33.404	188	31.477	224	24.966	195	237	18	1:27.742	33.372	189	29.729	223	24.641	193	234
5	1:26.977	33.281	188	29.290	224	24.406	193	236	19	1:46.101	33.258	188	29.484	224	43.359	52	236
6	1:51.714	33.573	183	29.549	222	48.592	48	235	20	3:42.388	2:45.301	185	31.538	196	25.549	193	
7	4:48.901	3:53.686	188	30.009	220	25.206	194		21	1:29.304	33.929	187	30.223	223	25.152	194	236
8	1:31.837	33.666	185	30.135	222	28.036	196	236	22	1:28.839	33.880	185	30.091	223	24.868	192	236
9	1:27.813	33.460	186	29.783	222	24.570	195	238	23	1:30.330	33.948	187	31.135	222	25.247	195	234
10	1:51.704	33.767	188	29.995	223	47.942	48	237	24	1:47.014	33.708	188	30.033	223	43.273	58	237
11	4:11.319	3:13.977	187	30.711	221	26.631	196		25	2:42.494	1:47.097	188	30.249	223	25.148	193	
12	1:27.915	33.475	187	29.831	223	24.609	194	236	26	1:29.079	34.051	189	30.085	224	24.943	194	238
13	1:27.804	33.514	189	29.682	223	24.608	193	237	27	1:29.090	33.587	187	30.555	223	24.948	193	237
14	1:47.127	33.337	189	30.632	224	43.158	58	237	28	1:47.423	33.812	188	30.553	221	43.058	58	235

3 Pommer, DEU / van der Linde, ZAF									theoretical besttime: 1:27.150								
1	2:56.379	1:54.856	144	34.240	217	27.283	192		13	1:27.545	33.273	188	29.611	223	24.661	193	236
2	1:30.397	34.406	188	30.520	221	25.471	193	232	14	1:45.635	33.452	189	29.814	224	42.369	57	237
3	1:34.172	33.776	189	32.753	221	27.643	195	234	15	8:12.614	7:18.224	188	29.668	222	24.722	194	
4	1:27.522	33.576	189	29.418	225	24.528	194	234	16	1:27.487	33.468	188	29.480	223	24.539	194	235
5	1:27.294	33.269	190	29.506	224	24.519	194	236	17	1:45.307	33.359	188	29.538	223	42.410	57	236
6	1:30.431	33.213	189	30.189	221	27.029	194	236	18	4:27.613	3:30.540	186	31.591	219	25.482	193	
7	1:45.960	33.463	189	30.200	221	42.297	58	236	19	1:29.258	33.941	187	30.242	222	25.075	194	237
8	6:41.962	5:47.409	189	29.828	220	24.725	195		20	1:29.008	33.863	188	30.187	223	24.958	193	238
9	1:27.798	33.445	188	29.643	221	24.710	195	236	21	1:28.351	33.636	189	29.940	222	24.775	194	238
10	1:45.458	33.397	189	29.574	223	42.487	57	237	22	1:28.668	34.016	188	29.926	223	24.726	193	238
11	4:39.935	3:45.259	189	29.830	221	24.846	193		23	1:28.236	33.590	188	29.905	223	24.741	193	237
12	1:27.852	33.583	187	29.613	222	24.656	194	236	24	1:47.207	33.637	188	30.230	221	43.340	54	237

4 Marschall, DEU / Niederhauser, CHE									theoretical besttime: 1:27.453								
1	6:21.939	4:54.375	172	39.735	175	47.829	57		13	1:27.802	33.650	188	29.685	223	24.467	194	235
2	5:56.996	4:33.271	178	37.999	173	45.726	57		14	1:27.465	33.483	190	29.503	223	24.479	193	235
3	3:45.270	2:22.072	166	36.122	193	47.076	57		15	1:47.957	33.866	188	30.820	223	43.271	52	236
4	3:14.006	1:52.727	164	35.518	208	45.761	57		16	4:51.776	3:53.805	182	32.049	221	25.922	193	
5	3:00.293	1:40.832	175	34.397	216	45.064	57		17	1:30.039	34.281	183	30.514	222	25.244	194	236
6	3:23.870	2:05.535	184	33.470	218	44.865	58		18	1:29.384	34.307	187	30.191	222	24.886	194	237
7	6:16.305	5:16.643	182	33.053	150	26.609	194		19	1:29.403	33.974	188	30.436	222	24.993	193	237
8	1:29.944	34.195	188	30.385	223	25.364	192	235	20	1:31.714	33.999	186	30.734	157	26.981	193	237
9	1:32.731	35.360	188	30.896	221	26.475	193	235	21	1:29.678	34.084	187	30.118	222	25.476	193	236
10	1:28.177	33.726	189	29.779	223	24.672	194	235	22	1:28.808	33.857	187	29.963	223	24.988	194	236
11	1:28.959	33.501	188	30.026	223	25.432	195	236	23	1:28.759	33.820	188	29.996	221	24.943	194	236
12	1:28.009	33.650	190	29.602	224	24.757	194	237	24	1:48.965	34.518	184	30.690	220	43.757	58	235



ADAC GT Masters

Sector List Free Practice 1



Provisional

Motorsportarena Oschersleben, Length: 3696m

Air temperature: 21.57°C

Track temperature: 40.36°C

Weather condition: Dry

DMSB Reg. Nr.: 121/17

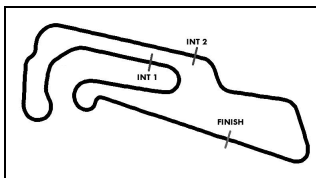
Friday, April 28, 2017 12:00:00

Lap	Time	SE1	SP1	SE2	SP2	SE3	SP3	TSP	Lap	Time	SE1	SP1	SE2	SP2	SE3	SP3	TSP
6 Spengler, DEU / Zanella, CHE									theoretical besttime: 1:28.380								
1	2:02.648	56.124	156	37.323	177	29.201	176		14	1:28.892	33.925	188	30.012	221	24.955	193	235
2	1:37.067	37.286	181	32.465	210	27.316	191	225	15	1:29.405	34.042	187	30.167	222	25.196	193	235
3	1:33.910	35.522	186	31.461	185	26.927	192	232	16	1:29.642	33.889	188	30.185	223	25.568	194	236
4	1:29.130	34.125	188	29.884	222	25.121	193	235	17	1:48.238	34.512	188	31.113	223	42.613	58	237
5	1:28.801	33.723	187	30.054	224	25.024	193	235	18	5:20.627	4:21.892	184	32.806	220	25.929	192	
6	1:32.394	33.693	188	30.059	221	28.642	194	236	19	1:30.988	34.267	187	30.718	222	26.003	193	234
7	1:29.355	34.438	187	30.018	222	24.899	193	235	20	1:48.008	34.415	187	30.590	220	43.003	58	234
8	1:28.717	33.962	188	29.905	221	24.850	193	235	21	13:51.774	12:50.374	183	33.837	216	27.563	193	
9	1:46.474	33.722	188	30.157	220	42.595	58	235	22	1:30.473	34.417	189	30.524	220	25.532	194	235
10	6:21.410	5:25.299	188	30.523	219	25.588	194		23	1:30.140	34.524	188	30.437	221	25.179	192	234
11	1:28.584	33.677	186	30.077	221	24.830	193	235	24	1:29.519	34.112	187	30.285	221	25.122	194	234
12	1:28.540	33.773	187	29.948	221	24.819	192	235	25								234
13	1:35.600	33.835	177	32.660	166	29.105	193	234									

7 Mapelli, ITA / Siedler, AUT									theoretical besttime: 1:27.942								
1	13:04.655	11:56.563	180	38.123	144	29.969	187		10	1:28.401	33.548	186	29.818	222	25.035	190	232
2	1:36.086	36.144	185	34.239	195	25.703	192	226	11	1:52.476	33.886	188	30.603	219	47.987	48	232
3	1:29.295	34.073	183	30.183	219	25.039	193	233	12	5:43.027	4:47.842	186	30.260	219	24.925	191	
4	1:28.551	33.696	184	29.991	221	24.864	193	235	13	1:28.204	33.679	186	29.786	221	24.739	193	232
5	1:28.606	34.073	188	29.655	221	24.878	191	235	14	1:28.563	33.709	186	29.979	219	24.875	191	233
6	1:28.574	33.803	188	29.835	219	24.936	192	234	15	1:52.262	33.746	187	30.889	220	47.627	48	234
7	1:51.564	38.334	165	30.616	221	42.614	58	233	16	4:55.193	3:58.224	186	30.596	219	26.373	192	
8	7:45.365	6:46.106	180	31.200	219	28.059	193		17	1:28.454	33.635	187	30.063	221	24.756	193	234
9	1:28.737	33.860	185	30.063	221	24.814	193	232	18	1:53.699	35.308	184	31.070	220	47.321	48	237

8 Ahlin-Kottulinsky, SWE / Feller, CHE									theoretical besttime: 1:28.607								
1	3:14.888	2:04.627	123	41.062	142	29.199	163		15	1:47.459	33.811	189	30.188	225	43.460	59	237
2	1:36.869	38.503	182	32.231	189	26.135	193	199	16	2:41.980	1:45.597	177	30.582	225	25.801	196	
3	1:31.991	35.044	182	31.096	225	25.851	196	235	17	1:29.887	34.108	188	30.306	226	25.473	196	238
4	1:30.589	34.598	187	30.597	225	25.394	195	224	18	1:29.250	34.278	190	29.966	225	25.006	195	239
5	1:47.500	34.279	187	30.308	225	42.913	59	237	19	1:29.171	34.038	188	30.040	225	25.093	195	237
6	2:53.122	1:56.224	187	31.214	222	25.684	194		20	1:28.947	33.870	187	30.111	225	24.966	195	237
7	1:29.454	34.278	185	30.210	222	24.966	195	236	21	1:47.154	34.052	188	30.288	224	42.814	59	237
8	1:29.787	34.464	184	30.353	222	24.970	194	238	22	3:49.613	2:53.575	189	30.850	223	25.188	195	
9	1:29.885	34.102	187	30.674	223	25.109	194	238	23	1:29.455	34.137	189	30.196	223	25.122	193	237
10	1:48.538	34.150	187	30.431	222	43.957	59	237	24	1:29.239	34.095	192	30.193	223	24.951	194	237
11	4:09.931	3:14.415	188	30.495	221	25.021	194		25	1:28.731	33.850	191	30.039	223	24.842	194	236
12	1:28.948	34.084	189	29.954	223	24.910	194	234	26	1:29.401	34.069	190	30.280	223	25.052	196	237
13	1:29.118	34.037	184	30.123	223	24.958	194	237	27	1:47.663	33.837	190	30.684	222	43.142	59	238
14	1:29.146	34.010	189	29.959	223	25.177	195	236									

9 Erhart, DEU / Höher, AUT									theoretical besttime: 1:28.891								
1	2:08.266	1:01.613	173	37.397	185	29.256	189		16	1:29.625	33.964	189	30.324	225	25.337	195	237
2	1:37.805	37.251	184	32.758	211	27.796	189	217	17	1:48.072	34.293	186	30.758	222	43.021	59	236
3	1:34.663	34.971	187	30.991	215	28.701	195	233	18	7:22.528	6:24.722	160	31.171	222	26.635	193	
4	1:29.377	34.219	188	30.137	223	25.021	193	237	19	1:30.112	34.334	188	30.375	222	25.403	194	237
5	1:47.766	33.966	188	30.450	222	43.350	59	236	20	1:30.410	34.344	188	30.900	223	25.166	194	236
6	2:44.400	1:45.720	186	32.170	221	26.510	189		21	1:29.683	34.308	189	30.342	223	25.033	194	236
7	2:41.388	46.857	88	55.551	111	58.980	50	227	22	1:29.443	34.071	189	30.246	222	25.126	194	237
8	3:11.249	2:08.374	179	35.493	216	27.382	191		23	1:47.607	33.933	189	30.419	222	43.255	59	237
9	1:31.871	35.440	187	31.129	222	25.302	193	235	24	3:53.219	2:57.226	188	30.672	222	25.321	196	
10	1:30.271	34.353	188	30.642	221	25.276	194	237	25	1:29.448	33.839	188	30.385	221	25.224	194	239
11	1:29.974	34.059	188	30.521	223	25.394	194	236	26	1:29.047	33.733	188	30.184	224	25.130	195	238
12	1:49.977	34.716	188	30.848	223	44.413	59	236	27	1:29.426	34.080	188	30.232	222	25.114	196	238
13	3:20.226	2:23.563	187	31.264	221	25.399	194		28	1:29.481	34.007	189	30.240	224	25.234	193	238
14	1:29.962	34.231	189	30.622	222	25.109	195	236	29	1:47.472	34.133	189	30.259	223	43.080	59	237
15	1:29.801	33.900	189	30.648	223	25.253	196	237									



ADAC GT Masters

Sector List Free Practice 1



Provisional

Motorsportarena Oschersleben, Length: 3696m

Air temperature: 21.57°C

Track temperature: 40.36°C

Weather condition: Dry

DMSB Reg. Nr.: 121/17

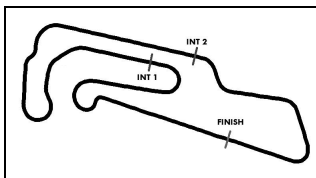
Friday, April 28, 2017 12:00:00

Lap	Time	SE1	SP1	SE2	SP2	SE3	SP3	TSP	Lap	Time	SE1	SP1	SE2	SP2	SE3	SP3	TSP
13 Barth, DEU / Hackländer, DEU									theoretical besttime: 1:28.091								
1	5:18.714	3:54.747	176	37.638	202	46.329	59		13	1:29.551	34.060	190	30.281	226	25.210	197	236
2	10:00.326	8:56.945	184	32.993	206	30.388	194		14	1:47.738	34.231	191	30.459	226	43.048	59	237
3	1:36.024	37.389	186	31.042	219	27.593	196	233	15	6:34.006	5:37.494	189	30.965	226	25.547	196	
4	1:28.703	34.110	193	29.937	225	24.656	199	237	16	1:29.517	34.054	190	30.175	225	25.288	197	237
5	1:28.309	33.826	192	29.793	227	24.690	199	239	17	1:29.509	34.037	192	30.089	228	25.383	196	237
6	1:28.267	33.703	192	29.732	226	24.832	198	239	18	1:30.103	34.191	191	30.486	225	25.426	193	238
7	1:46.205	33.719	192	29.945	225	42.541	59	237	19	1:47.212	34.361	190	30.473	223	42.378	59	237
8	2:42.575	1:44.844	188	30.830	223	26.901	199		20	6:40.877	5:44.164	188	31.519	228	25.194	198	
9	1:30.721	34.597	191	30.544	222	25.580	195	238	21	1:29.727	34.063	192	30.369	227	25.295	199	240
10	1:30.136	34.331	189	30.523	225	25.282	199	236	22	1:29.721	34.090	193	30.366	226	25.265	197	240
11	1:29.702	34.013	191	30.280	226	25.409	197	240	23	1:29.837	34.184	193	30.466	230	25.187	198	240
12	1:29.916	34.238	189	30.413	225	25.265	197	238	24	1:50.473	35.399	184	31.403	202	43.671	59	238

Lap	Time	SE1	SP1	SE2	SP2	SE3	SP3	TSP	Lap	Time	SE1	SP1	SE2	SP2	SE3	SP3	TSP
17 Jaminet, FRA / Ammermüller, DEU									theoretical besttime: 1:27.522								
1	2:06.133	58.152	145	38.208	153	29.773	180		12	1:45.825	33.543	190	29.839	225	42.443	57	239
2	1:41.431	39.908	180	33.841	197	27.682	190	158	13	7:56.123	7:01.178	190	29.848	225	25.097	196	
3	1:37.673	37.507	165	33.680	186	26.486	196	225	14	1:28.224	33.614	193	29.913	225	24.697	198	240
4	1:28.163	33.634	191	29.807	222	24.722	198	238	15	1:28.134	33.655	193	29.706	226	24.773	197	240
5	1:27.536	33.302	193	29.681	227	24.553	198	240	16	1:46.439	33.816	192	29.912	225	42.711	57	241
6	1:27.611	33.373	193	29.667	228	24.571	197	240	17	4:16.848	3:21.375	191	30.328	225	25.145	196	
7	1:27.759	33.402	193	29.738	225	24.619	196	240	18	1:28.800	33.763	191	30.021	226	25.016	197	240
8	1:47.348	33.653	192	30.038	224	43.657	57	238	19	1:28.284	33.633	191	29.816	225	24.835	198	241
9	18:13.243	17:16.911	187	31.236	224	25.096	198		20	1:28.205	33.308	192	29.935	225	24.962	198	241
10	1:28.177	33.798	192	29.719	226	24.660	197	238	21	1:28.180	33.387	192	29.882	226	24.911	196	240
11	1:27.781	33.451	193	29.718	227	24.612	197	240	22	1:48.802	33.783	191	30.517	219	44.502	57	238

Lap	Time	SE1	SP1	SE2	SP2	SE3	SP3	TSP	Lap	Time	SE1	SP1	SE2	SP2	SE3	SP3	TSP
18 Friedrich, DEU / de Leener, BEL									theoretical besttime: 1:29.034								
1	2:24.825	1:13.914	131	39.922	177	30.989	185		17	1:29.705	33.832	189	30.308	225	25.565	197	238
2	1:40.934	38.671	184	34.859	219	27.404	193	203	18	1:29.245	33.807	190	30.186	225	25.252	197	240
3	1:33.778	35.689	188	32.115	223	25.974	195	228	19	1:29.168	33.852	192	30.220	225	25.096	197	239
4	1:31.625	34.184	190	31.516	192	25.925	194	238	20	1:47.939	33.808	192	30.251	226	43.880	57	240
5	1:30.485	34.176	191	30.588	226	25.721	196	238	21	3:22.771	2:22.628	189	33.951	223	26.192	195	
6	1:29.759	33.852	191	30.339	226	25.568	196	240	22	1:31.475	34.665	189	31.121	223	25.689	196	240
7	1:30.197	34.072	188	30.507	225	25.618	197	239	23	1:30.370	34.169	192	30.625	225	25.576	197	240
8	1:51.179	33.945	190	31.970	224	45.264	57	240	24	1:29.981	33.916	191	30.717	225	25.348	196	241
9	4:12.936	3:16.009	189	31.284	224	25.643	197		25	1:29.289	33.880	192	30.294	225	25.115	197	240
10	1:30.020	34.027	190	30.459	224	25.534	197	240	26	1:30.207	34.007	189	30.912	224	25.288	196	240
11	1:29.424	33.814	191	30.275	225	25.335	196	240	27	1:30.307	34.069	191	30.974	224	25.264	196	240
12	1:29.934	33.877	191	30.639	225	25.418	197	239	28	1:48.709	34.119	190	30.563	225	44.027	54	241
13	1:30.968	34.046	189	30.937	225	25.985	197	240	29	3:45.962	2:49.741	184	30.823	225	25.398	196	
14	1:49.860	34.376	190	30.801	225	44.683	50	240	30	1:29.359	33.945	190	30.301	225	25.113	198	240
15	5:12.439	4:16.431	189	30.724	226	25.284	197		31	1:29.267	33.951	192	30.275	224	25.041	196	
16	1:29.226	33.860	191	30.235	226	25.131	196	239	32		33.991	190	30.825	223			239

Lap	Time	SE1	SP1	SE2	SP2	SE3	SP3	TSP	Lap	Time	SE1	SP1	SE2	SP2	SE3	SP3	TSP
19 Perez Companc, ARG / Bortolotti, ITA									theoretical besttime: 1:26.915								
1	15:47.230	14:45.660	180	33.962	216	27.608	192		13	1:27.305	33.556	189	29.319	225	24.430	196	235
2	1:32.239	35.328	187	31.249	222	25.662	196	234	14	1:27.168	33.166	190	29.502	225	24.500	197	237
3	1:31.259	33.782	189	30.042	223	27.435	198	238	15	1:30.502	33.295	189	30.461	224	26.746	196	240
4	1:27.675	33.461	188	29.585	223	24.629	196	238	16	1:45.726	33.664	188	30.191	223	41.871	59	236
5	1:34.767	33.316	190	32.563	222	28.888	197	237	17	3:06.264	1:58.630	145	38.517	183	29.117	192	
6	1:27.469	33.266	188	29.515	224	24.688	195	237	18	1:33.021	34.907	191	32.010	204	26.104	197	237
7	1:34.585	35.928	186	32.395	213	26.262	196	238	19	1:29.905	34.320	189	30.383	225	25.202	197	240
8	1:27.677	33.475	188	29.634	224	24.568	197	237	20	1:29.224	33.876	191	30.194	224	25.154	196	238
9	1:30.188	33.544	190	29.612	224	27.032	196	238	21	1:28.713	33.774	190	29.930	227	25.009	196	239
10	1:27.511	33.364	188	29.521	224	24.626	197	238	22	1:29.102	33.722	188	29.862	226	25.518	183	238
11	1:47.017	33.923	188	30.741	225	42.353	59	242	23	1:50.181	34.403	188	31.679	221	44.099	59	233
12	7:10.402	6:14.016	186	30.603	223	25.783	194										



ADAC GT Masters

Sector List Free Practice 1



Provisional

Motorsportarena Oschersleben, Length: 3696m

Air temperature: 21.57°C

Track temperature: 40.36°C

Weather condition: Dry

DMSB Reg. Nr.: 121/17

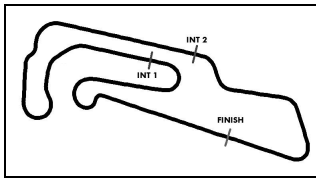
Friday, April 28, 2017 12:00:00

Lap	Time	SE1	SP1	SE2	SP2	SE3	SP3	TSP	Lap	Time	SE1	SP1	SE2	SP2	SE3	SP3	TSP
20	Sylvest, DNK / Rogjvue, CHE									theoretical besttime:							
1	3:51.348					3:51.348			11	13:56.676							
2	2:28.432								12	1:41.307							
3	2:16.652								13	1:37.914							
4	1:59.306								14	1:32.565							
5	1:51.337								15	1:31.405							
6	1:48.602								16	1:29.535							
7	1:46.398								17	1:28.917							
8	1:42.264								18	1:29.062							
9	1:41.146								19	1:29.409							
10	10:24.014								20	1:29.057							

Lap	Time	SE1	SP1	SE2	SP2	SE3	SP3	TSP	Lap	Time	SE1	SP1	SE2	SP2	SE3	SP3	TSP
21	Stolz, DEU / Ludwig, DEU									theoretical besttime: 1:27.788							
1	2:11.598	1:06.455	177	37.344	168	27.799	191		16	1:29.862	34.142	162	30.680	223	25.040	191	233
2	1:36.501	37.064	182	33.386	218	26.051	190	188	17	1:29.209	33.963	190	30.319	222	24.927	192	233
3	1:35.879	35.090	188	30.074	221	30.715	193	228	18	1:47.907	33.932	189	30.304	222	43.671	54	233
4	1:28.231	33.803	189	29.794	221	24.634	193	232	19	5:26.039	4:29.169	188	31.746	196	25.124	193	
5	1:28.021	33.774	187	29.568	224	24.679	193	233	20	1:29.757	34.090	188	30.727	222	24.940	194	234
6	1:47.816	33.586	190	29.711	222	44.519	54	234	21	1:29.335	34.102	190	30.269	222	24.964	193	235
7	5:07.753	4:10.627	181	31.529	219	25.597	192		22	1:30.804	33.992	190	30.285	222	26.527	194	236
8	1:30.206	34.391	189	30.795	220	25.020	193	233	23	1:29.254	34.101	190	30.244	222	24.909	193	236
9	1:29.323	34.069	189	30.244	220	25.010	192	235	24	1:47.748	33.971	191	30.259	222	43.518	54	235
10	1:29.189	33.983	190	30.355	220	24.851	193	234	25	4:38.855	3:43.533	189	30.457	223	24.865	193	
11	1:29.100	33.865	189	30.298	221	24.937	192	234	26	1:29.247	34.042	190	30.317	222	24.888	194	234
12	1:49.331	33.889	188	31.348	221	44.094	54	234	27	1:28.882	33.917	190	30.092	223	24.873	194	235
13	5:55.271	4:59.927	188	30.467	222	24.877	194		28	1:29.127	33.973	190	30.216	222	24.938	195	235
14	1:29.009	33.776	189	30.336	222	24.897	192	235	29	1:49.397	34.083	190	30.803	221	44.511	54	234
15	1:29.135	34.017	189	30.296	223	24.822	194	233									

Lap	Time	SE1	SP1	SE2	SP2	SE3	SP3	TSP	Lap	Time	SE1	SP1	SE2	SP2	SE3	SP3	TSP
22	Lips, CHE / Huisman, NLD									theoretical besttime: 1:28.811							
1	3:46.953	2:36.788	141	39.233	173	30.932	170		14	1:30.534	34.280	194	30.522	226	25.732	198	241
2	1:39.144	40.367	186	32.518	225	26.259	198	198	15	1:32.606	35.497	191	31.147	227	25.962	199	241
3	1:31.146	35.035	188	30.647	226	25.464	198	241	16	1:30.807	34.481	194	30.536	229	25.790	197	243
4	1:30.984	34.723	192	30.880	228	25.381	198	242	17	1:30.298	34.128	192	30.367	229	25.803	199	242
5	1:29.239	33.792	193	30.119	226	25.328	198	241	18	1:30.674	34.268	193	30.617	228	25.789	198	241
6	1:29.001	33.898	194	30.001	226	25.102	198	240	19	1:47.541	34.132	195	30.492	228	42.917	58	241
7	1:28.972	33.718	194	30.162	226	25.092	197	241	20	8:05.177	7:04.812	190	32.674	167	27.691	198	
8	1:28.988	33.797	194	30.010	226	25.181	196	240	21	1:31.538	34.727	194	30.863	228	25.948	198	242
9	1:29.499	33.852	195	30.353	226	25.294	198	240	22	1:30.878	34.463	195	30.657	228	25.758	199	242
10	1:49.310	33.816	194	30.096	226	45.398	58	241	23	1:30.857	34.398	191	30.688	227	25.771	198	243
11	4:30.697	3:32.589	190	31.776	225	26.332	199		24	1:31.129	34.374	193	30.540	227	26.215	196	242
12	1:31.705	34.661	187	30.923	226	26.121	198	241	25	1:53.305	35.027	190	33.849	182	44.429	57	241
13	1:30.758	34.139	191	30.645	226	25.974	199	241									

Lap	Time	SE1	SP1	SE2	SP2	SE3	SP3	TSP	Lap	Time	SE1	SP1	SE2	SP2	SE3	SP3	TSP
24	Salaquarda, CZE / Winkelhock, DEU									theoretical besttime: 1:27.469							
1	2:30.146	1:18.817	128	40.020	135	31.309	185		13	1:27.938	33.428	189	29.931	222	24.579	193	234
2	1:41.352	39.769	183	35.144	160	26.439	192	174	14	1:27.985	33.530	189	29.858	221	24.597	192	235
3	1:32.239	34.493	185	32.360	192	25.386	194	233	15	1:33.333	35.579	180	32.549	219	25.205	194	235
4	1:30.294	33.519	189	30.907	220	25.868	195	235	16	1:27.547	33.468	189	29.584	224	24.495	193	236
5	1:28.645	33.428	189	30.280	223	24.937	194	236	17	1:32.705	34.161	187	32.160	221	26.384	195	236
6	1:32.316	34.140	150	33.173	222	25.003	195	236	18	1:27.736	33.390	189	29.732	224	24.614	193	236
7	1:28.068	33.613	190	29.676	222	24.779	193	235	19	1:51.250	37.215	183	30.784	222	43.251	59	234
8	1:32.448	35.740	188	31.978	221	24.730	194	235	20	7:19.024	6:05.080	187	30.784	221	43.160	51	
9	1:28.196	33.763	189	29.872	222	24.561	194	235	21	3:17.500	2:02.918	186	30.972	223	43.610	59	
10	1:46.233	33.815	190	29.970	221	42.448	59	236	22	2:47.697	1:35.453	187	30.563	223	41.681	59	
11	4:39.781	3:44.015	186	30.481	221	25.285	193		23	2:47.576	1:34.208	188	30.573	221	42.795	59	
12	1:28.514	33.808	188	30.042	220	24.664	193	234	24	2:49.077	1:35.478	187	31.409	221	42.190	59	



ADAC GT Masters

Sector List Free Practice 1



Provisional

Motorsportarena Oschersleben, Length: 3696m

Air temperature: 21.57°C

Track temperature: 40.36°C

Weather condition: Dry

DMSB Reg. Nr.: 121/17

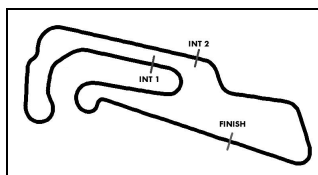
Friday, April 28, 2017 12:00:00

Lap	Time	SE1	SP1	SE2	SP2	SE3	SP3	TSP	Lap	Time	SE1	SP1	SE2	SP2	SE3	SP3	TSP
25 Ortmann, DEU / Stippler, DEU									theoretical besttime: 1:27.428								
1	2:47.680	1:40.268	147	38.079	162	29.333	188		13	1:28.023	33.610	189	29.828	222	24.585	193	234
2	1:36.808	36.909	159	33.503	204	26.396	193	230	14	1:28.342	33.869	190	29.765	223	24.708	194	236
3	1:34.055	35.254	186	33.425	218	25.376	193	231	15	1:28.163	33.796	189	29.767	224	24.600	193	236
4	1:28.053	33.868	189	29.565	224	24.620	193	235	16	1:28.178	33.770	188	29.857	223	24.551	194	235
5	1:27.494	33.454	188	29.631	224	24.409	193	235	17	1:28.531	33.855	188	29.964	223	24.712	193	234
6	1:29.618	33.498	188	31.161	222	24.959	193	235	18	1:28.270	33.788	189	29.876	223	24.606	193	235
7	1:33.528	33.617	189	34.728	183	25.183	194	235	19	1:46.170	33.765	189	29.991	223	42.414	59	235
8	1:28.099	33.639	188	29.816	222	24.644	193	234	20	3:13.929	2:15.212	151	32.492	221	26.225	193	
9	1:28.053	33.613	190	29.940	221	24.500	193	235	21	1:46.946	34.213	188	30.450	223	42.283	59	235
10	1:28.166	33.731	189	29.735	222	24.700	193	235	22	2:47.690	1:35.313	189	30.135	223	42.242	59	
11	1:46.869	33.746	190	30.556	222	42.567	59	236	23	2:44.450	1:48.098	184	30.964	223	25.388	194	
12	8:05.764	7:08.806	184	31.707	218	25.251	192		24	1:46.691	34.007	191	30.342	222	42.342	59	237

Lap	Time	SE1	SP1	SE2	SP2	SE3	SP3	TSP	Lap	Time	SE1	SP1	SE2	SP2	SE3	SP3	TSP
26 Mücke, DEU / Asch, DEU									theoretical besttime: 1:27.904								
1	1:54.709	51.753	177	35.123	210	27.833	188		15	1:28.111	33.628	187	29.713	221	24.770	190	230
2	1:34.768	36.804	184	31.685	218	26.279	191	226	16	1:46.476	33.897	186	30.177	220	42.402	58	229
3	1:31.356	35.180	186	30.664	220	25.512	192	229	17	5:38.304	4:41.902	185	30.985	218	25.417	192	
4	1:28.693	33.956	186	29.891	220	24.846	193	229	18	1:29.020	34.054	188	30.091	219	24.875	192	230
5	1:27.904	33.622	187	29.561	221	24.721	192	231	19	1:28.510	33.845	188	29.932	219	24.733	193	231
6	1:31.597	35.574	183	31.083	220	24.940	190	230	20	1:28.429	33.771	189	29.876	219	24.782	193	232
7	1:28.012	33.677	186	29.614	219	24.721	190	229	21	1:28.643	33.941	189	29.963	220	24.739	193	232
8	1:29.341	33.705	187	30.411	218	25.225	191	229	22	1:29.351	33.838	189	30.238	219	25.275	194	233
9	1:45.736	33.766	186	29.883	218	42.087	58	229	23	1:30.382	34.292	188	30.663	219	25.427	192	234
10	2:31.679	1:36.216	188	30.263	217	25.200	192		24	1:28.861	34.042	190	30.055	219	24.764	193	232
11	1:46.071	33.678	187	29.772	218	42.621	58	231	25	1:28.767	33.891	189	30.069	219	24.807	193	233
12	9:33.579	8:30.401	183	34.108	127	29.070	191		26	1:45.872	33.822	189	30.032	222	42.018	58	233
13	1:29.233	34.200	187	30.196	220	24.837	192	230	27	2:48.085	1:35.323	186	30.435	220	42.327	58	
14	1:28.178	33.685	187	29.611	221	24.882	192	230	28	2:51.004	1:37.871	187	30.891	219	42.242	58	

Lap	Time	SE1	SP1	SE2	SP2	SE3	SP3	TSP	Lap	Time	SE1	SP1	SE2	SP2	SE3	SP3	TSP
36 Bachler, AUT / Macdowall, GBR									theoretical besttime: 1:27.570								
1	4:00.359	2:55.950	165	36.299	213	28.110	190		13	7:38.152	6:43.013	191	30.023	224	25.116	196	
2	1:34.593	36.856	188	31.493	221	26.244	192	203	14	1:27.989	33.661	193	29.638	224	24.690	195	238
3	1:30.757	34.796	189	30.599	223	25.362	196	235	15	1:27.816	33.589	192	29.526	225	24.701	195	238
4	1:28.783	33.825	190	29.755	225	25.203	191	237	16	1:27.633	33.381	191	29.499	225	24.753	197	238
5	1:48.025	34.115	188	30.284	223	43.626	55	236	17	1:28.141	33.557	192	29.507	226	25.077	193	238
6	3:21.489	2:25.545	185	30.614	221	25.330	195		18	1:46.429	34.084	192	29.949	225	42.396	57	237
7	1:28.857	34.029	191	30.050	222	24.778	195	236	19	4:40.138	3:44.851	191	30.150	224	25.137	194	
8	1:28.120	33.776	191	29.636	223	24.708	194	238	20	1:29.507	33.785	191	29.894	225	25.828	196	238
9	1:27.920	33.541	192	29.604	223	24.775	193	239	21	1:30.463	33.816	192	31.391	225	25.256	197	241
10	1:50.733	35.111	183	32.031	224	43.591	57	238	22	1:48.142	34.041	188	31.002	225	43.099	57	240
11	4:19.160	3:22.761	188	30.819	223	25.580	196		23	2:31.703	1:36.472	191	30.231	224	25.000	195	
12	1:48.578	33.575	192	30.116	224	44.887	57	238	24	1:46.910	33.837	190	30.097	225	42.976	57	240

Lap	Time	SE1	SP1	SE2	SP2	SE3	SP3	TSP	Lap	Time	SE1	SP1	SE2	SP2	SE3	SP3	TSP
42 Collard, GBR / Eng, AUT									theoretical besttime: 1:26.836								
1	2:10.545	1:06.129	148	36.853	173	27.563	181		15	1:27.580	33.372	190	29.561	227	24.647	197	237
2	1:34.739	36.403	164	31.291	225	27.045	191	211	16	1:45.266	33.665	188	29.852	225	41.749	59	236
3	1:34.468	33.528	187	32.060	149	28.880	195	231	17	6:57.686	6:00.575	191	29.597	219	27.514	197	
4	1:27.021	33.264	187	29.282	224	24.475	193	236	18	1:27.903	33.431	191	29.724	225	24.748	196	236
5	1:27.180	33.142	188	29.439	225	24.599	193	236	19	1:27.976	33.590	190	29.689	225	24.697	198	237
6	1:27.326	33.379	188	29.219	226	24.728	194	235	20	1:49.120	34.025	192	29.633	226	45.462	53	238
7	1:48.165	33.348	188	30.002	222	44.815	48	235	21	3:16.901	2:22.462	193	29.632	224	24.807	196	
8	5:21.614	4:23.199	189	29.597	222	28.818	196		22	1:27.797	33.670	189	29.551	225	24.576	196	237
9	1:27.377	33.343	190	29.460	223	24.574	195	235	23	1:45.075	33.584	189	29.560	224	41.931	58	237
10	1:27.807	33.481	188	29.582	222	24.744	194	236	24	3:30.309	2:32.331	185	32.019	222	25.959	195	
11	1:28.350	33.477	189	29.647	222	25.226	194	236	25	1:30.124	34.280	184	30.269	224	25.575	195	237
12	1:45.010	33.348	189	30.013	224	41.649	59	235	26	1:29.640	34.330	190	30.162	225	25.148	196	237
13	5:47.311	4:52.964	191	29.653	224	24.694	196		27	1:50.500	34.006	189	31.262	145	45.232	59	236
14	1:27.461	33.351	192	29.514	226	24.596	196	237									



ADAC GT Masters

Sector List Free Practice 1



Provisional

Motorsportarena Oschersleben, Length: 3696m

Air temperature: 21.57°C

Track temperature: 40.36°C

Weather condition: Dry

DMSB Reg. Nr.: 121/17

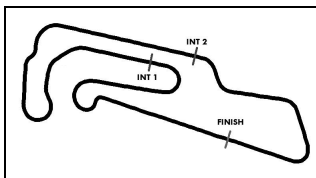
Friday, April 28, 2017 12:00:00

Lap	Time	SE1	SP1	SE2	SP2	SE3	SP3	TSP	Lap	Time	SE1	SP1	SE2	SP2	SE3	SP3	TSP
44 Busch, DEU / Busch, DEU									theoretical besttime: 1:28.066								
1	2:57.793	1:50.729	143	37.525	202	29.539	189		12	1:52.777	34.654	183	30.784	220	47.339	47	234
2	1:35.952	35.834	181	31.979	198	28.139	191	231	13	10:23.668	9:24.088	175	33.368	200	26.212	189	
3	1:32.624	34.306	185	30.751	163	27.567	192	233	14	1:31.034	34.871	182	30.809	219	25.354	189	231
4	1:29.273	34.072	186	30.123	222	25.078	192	234	15	1:31.138	34.814	183	30.811	220	25.513	191	231
5	1:28.519	34.029	187	29.766	222	24.724	192	235	16	1:52.284	35.013	183	31.521	219	45.750	56	234
6	1:29.512	33.576	187	30.687	220	25.249	192	235	17	4:22.560	3:26.713	185	30.686	221	25.161	192	
7	1:53.633	34.806	187	30.580	220	48.247	49	235	18	1:29.764	34.183	185	30.465	220	25.116	192	235
8	10:52.643	9:48.189	175	35.718	205	28.736	186		19	1:29.678	34.679	186	30.131	222	24.868	192	236
9	1:36.043	37.374	178	32.351	218	26.318	192	227	20	1:28.992	33.945	187	30.207	222	24.840	192	236
10	1:30.892	34.705	183	30.822	219	25.365	190	234	21	1:52.344	33.916	186	30.422	220	48.006	49	235
11	1:31.447	34.941	183	30.967	220	25.539	191	234									

Lap	Time	SE1	SP1	SE2	SP2	SE3	SP3	TSP	Lap	Time	SE1	SP1	SE2	SP2	SE3	SP3	TSP
48 Dontje, NLD / Kirchhöfer, DEU									theoretical besttime: 1:28.176								
1	2:16.590	1:05.315	152	40.764	126	30.511	175		16	1:29.575	34.052	186	30.257	220	25.266	192	231
2	1:39.498	38.927	178	33.246	200	27.325	156	197	17	1:30.307	34.042	187	30.110	219	26.155	192	231
3	1:37.860	38.767	180	31.730	192	27.363	192	210	18	1:29.188	34.042	188	30.001	221	25.145	193	233
4	1:29.370	34.308	187	30.017	220	25.045	193	232	19	1:29.137	33.931	188	29.939	221	25.267	192	232
5	1:28.847	33.901	188	29.867	222	25.079	192	232	20	1:45.582	33.852	188	29.821	221	41.909	58	232
6	1:28.644	33.712	189	30.138	221	24.794	194	232	21	2:39.014	1:26.564	188	30.057	220	42.393	58	
7	1:28.537	33.813	188	29.938	220	24.786	194	232	22	3:27.994	2:29.223	188	32.439	164	26.332	194	
8	1:48.156	33.927	187	30.845	219	43.384	58	233	23	1:28.815	34.031	189	30.003	221	24.781	194	234
9	9:34.577	8:33.713	182	34.510	139	26.354	193		24	1:28.307	33.791	190	29.807	221	24.709	194	235
10	1:28.610	34.062	188	29.856	219	24.692	194	231	25	1:32.384	34.265	190	30.185	220	27.934	195	234
11	1:28.678	33.777	189	29.808	221	25.093	195	233	26	1:28.513	33.860	189	29.772	224	24.881	194	
12	1:38.111	34.842	189	30.879	168	32.390	194	234	27	1:29.191	34.204	189	30.072	222	24.915	194	234
13	1:29.144	33.894	189	30.130	220	25.120	195	233	28	1:28.995	34.142	190	29.980	222	24.873	194	234
14	1:51.097	36.271	187	31.341	158	43.485	58	235	29	1:29.055	34.077	190	29.950	223	25.028	195	234
15	3:50.575	2:54.144	185	30.890	220	25.541	192		30	1:47.201	34.189	188	30.299	222	42.713	58	233

Lap	Time	SE1	SP1	SE2	SP2	SE3	SP3	TSP	Lap	Time	SE1	SP1	SE2	SP2	SE3	SP3	TSP
50 Geipel, DEU / Frey, CHE									theoretical besttime: 1:27.741								
1	2:48.471	1:42.296	155	36.996	183	29.179	187		15	1:46.591	33.709	188	30.200	224	42.682	58	236
2	1:39.614	37.610	163	33.428	219	28.576	191	217	16	12:44.543	11:44.032	183	31.719	148	28.792	189	
3	1:34.703	34.719	184	31.657	222	28.327	193	235	17	1:31.360	34.157	188	30.921	222	26.282	193	234
4	1:28.510	33.929	189	29.926	223	24.655	194	236	18	1:29.125	33.918	189	30.208	222	24.999	193	235
5	1:27.930	33.597	189	29.644	224	24.689	191	236	19	1:28.895	33.837	189	30.103	221	24.955	192	236
6	1:30.037	33.681	190	30.406	215	25.950	194	236	20	1:28.687	33.911	190	30.011	222	24.765	193	236
7	1:29.065	33.744	191	29.821	219	25.500	195	236	21	1:28.459	33.761	190	29.965	222	24.733	193	236
8	1:28.025	33.442	190	29.741	222	24.842	193	235	22	1:28.345	33.633	190	29.953	223	24.759	194	237
9	1:47.620	33.966	189	30.281	221	43.373	59	235	23	1:28.089	33.633	190	29.774	225	24.682	193	239
10	7:44.422	6:48.693	185	30.519	220	25.210	192		24	1:30.036	34.054	187	30.976	224	25.006	193	238
11	1:29.057	33.912	187	30.178	221	24.967	193	233	25	1:28.564	33.725	189	29.908	224	24.931	194	238
12	1:28.756	33.693	187	30.155	220	24.908	194	235	26	1:29.067	33.888	190	30.142	224	25.037	195	238
13	1:28.642	33.722	188	30.003	222	24.917	194	235	27	1:49.272	34.903	187	30.696	223	43.673	58	238
14	1:28.779	33.750	189	29.997	222	25.032	193	236									

Lap	Time	SE1	SP1	SE2	SP2	SE3	SP3	TSP	Lap	Time	SE1	SP1	SE2	SP2	SE3	SP3	TSP
63 Ineichen, CHE / Engelhart, DEU									theoretical besttime: 1:27.636								
1	12:31.342	11:28.221	175	35.452	213	27.669	192		12	1:28.116	33.526	190	29.847	225	24.743	196	238
2	1:32.320	35.667	184	31.090	220	25.563	196	234	13	1:45.696	33.606	189	29.817	225	42.273	59	239
3	1:29.690	34.350	185	30.394	224	24.946	196	240	14	4:04.159	3:09.146	188	30.139	223	24.874	197	
4	1:28.677	33.794	187	30.005	222	24.878	195	241	15	1:27.835	33.515	190	29.686	226	24.634	196	239
5	1:28.236	33.437	189	29.964	224	24.835	197	239	16	1:32.778	33.878	189	30.493	225	28.407	196	241
6	1:28.228	33.316	191	29.907	224	25.005	197	240	17	1:33.183	35.317	187	32.456	190	25.410	197	239
7	1:28.515	33.562	190	30.067	224	24.886	196	241	18	1:28.251	33.716	190	29.717	225	24.818	195	239
8	1:46.620	33.668	188	30.530	224	42.422	59	237	19	1:45.965	33.706	189	29.925		42.334	59	240
9	6:50.843	5:48.851	105	36.253	181	25.739	197		20	6:09.695	5:14.417	188	30.395	226	24.883	197	
10	1:28.795	33.926	189	29.940	225	24.929	198	240	21	1:28.110	33.654	190	29.800	225	24.656	197	242
11	1:28.212	33.536	188	29.910	225	24.766	196	238	22	1:51.096	33.633	189	34.904	226	42.559	59	242



ADAC GT Masters

Sector List Free Practice 1



Provisional

Motorsportarena Oschersleben, Length: 3696m

Air temperature: 21.57°C

Track temperature: 40.36°C

Weather condition: Dry

DMSB Reg. Nr.: 121/17

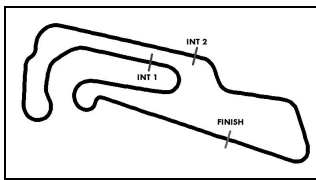
Friday, April 28, 2017 12:00:00

Lap	Time	SE1	SP1	SE2	SP2	SE3	SP3	TSP	Lap	Time	SE1	SP1	SE2	SP2	SE3	SP3	TSP
66 Judek, DEU / Lindholm, DEU									theoretical besttime: 1:28.671								
1	3:26.983	2:06.205	80	48.498	169	32.280	162		15	1:55.220	34.753	186	30.966	221	49.501	48	236
2	1:42.119	40.521	184	34.099	216	27.499	191	219	16	6:35.455	5:37.776	166	31.617	219	26.062	191	
3	1:30.406	34.841	187	30.434	221	25.131	193	231	17	1:35.490	34.383	186	34.180	220	26.927	192	232
4	1:31.267	34.657	183	31.642	223	24.968	194	234	18	1:31.818	34.647	187	31.152	219	26.019	192	234
5	1:29.290	34.033	189	30.206	221	25.051	193	235	19	1:31.736	34.612	187	30.997	220	26.127	192	234
6	1:30.605	33.912	188	31.634	222	25.059	193	235	20	1:31.419	34.459	186	30.911	221	26.049	192	234
7	1:51.313	33.810	187	29.893	221	47.610	48	234	21	1:31.740	34.608	186	30.910	221	26.222	192	234
8	5:39.920	4:39.665	179	32.977	219	27.278	192		22	1:50.254	34.727	186	31.257	220	44.270	57	234
9	1:32.671	35.175	185	31.104	220	26.392	192	234	23	4:25.653	3:29.710	187	30.713	219	25.230	193	
10	1:31.462	34.757	186	30.739	221	25.966	192	234	24	1:32.428	35.522	188	31.078	161	25.828	192	235
11	1:32.495	34.568	187	31.130	221	26.797	193	234	25	1:58.317	35.854	183	38.164	219	44.299	54	236
12	1:30.843	34.448	187	30.581	220	25.814	192	234	26	2:55.329	1:59.449	188	30.677	221	25.203	194	
13	1:31.122	34.404	187	30.708	221	26.010	193	234	27	1:30.186	34.749	185	30.261	222	25.176	194	235
14	1:33.175	34.573	188	30.851	221	27.751	192	236	28	1:48.232	34.115	188	30.129	223	43.988	57	235

77 Gounon, FRA / Keilwitz, DEU									theoretical besttime: 1:27.352								
1	2:49.720	1:41.775	158	38.256	164	29.689	190		11	1:28.042	33.614	195	29.707	227	24.721	199	238
2	1:59.976	39.459	173	34.465	207	46.052	59	197	12	1:28.250	33.783	196	29.795	227	24.672	201	240
3	13:04.432	11:44.468	178	34.329	160	45.635	59		13	1:28.604	33.896	194	29.917	231	24.791	200	240
4	8:24.760	7:26.652	185	32.068	223	26.040	200		14	1:46.510	34.263	191	30.047	227	42.200	59	240
5	1:30.405	34.849	191	30.386	227	25.170	198	238	15	4:08.347	3:11.095	193	31.400	223	25.852	200	
6	1:28.053	33.874	193	29.524	225	24.655	201	241	16	1:29.756	34.132	194	30.124	224	25.500	200	240
7	1:27.494	33.503	193	29.410	223	24.581	198	240	17	1:29.174	34.098	194	29.893	225	25.183	201	240
8	1:27.490	33.361	195	29.489	227	24.640	200	240	18	1:28.779	33.863	196	29.934	227	24.982	198	240
9	1:45.539	33.584	194	29.702	226	42.253	56	241	19	1:28.718	33.815	195	29.887	223	25.016	200	
10	8:21.613	7:23.738	192	29.849	211	28.026	196		20	1:47.629	34.021	194	29.905	231	43.703	59	238

84 Assenheimer, DEU / Götz, DEU									theoretical besttime: 1:27.703								
1	2:06.980	1:00.423	153	37.412	175	29.145	190		16	1:29.281	34.141	188	29.967	221	25.173	193	232
2	1:36.313	36.084	184	32.983	217	27.246	181	216	17	1:28.833	33.967	190	29.864	221	25.002	192	232
3	1:32.859	34.759	188	30.561	215	27.539	195	222	18	1:46.793	33.915	187	30.227	221	42.651	59	233
4	1:28.337	33.883	188	29.547	221	24.907	192	233	19	3:01.660	2:04.193	171	32.228	219	25.239	193	
5	1:33.898	35.840	145	32.868	212	25.190	194	233	20	1:29.005	33.879	188	29.967	222	25.159	193	234
6	1:27.775	33.609	189	29.572	221	24.594	193	234	21	1:33.376	36.816	189	30.239	222	26.321	194	234
7	1:46.743	33.752	189	30.256	217	42.735	59	234	22	1:28.900	33.807	189	30.091	222	25.002	193	236
8	6:00.705	5:04.823	186	30.649	218	25.233	194		23	1:46.126	33.983	189	29.910	222	42.233	59	235
9	1:31.442	34.630	144	31.510	217	25.302	194	234	24	2:34.192	1:37.304	189	30.879	220	26.009	171	
10	1:27.760	33.666	188	29.506	220	24.588	193	234	25	1:29.912	34.548	188	30.302	221	25.062	194	225
11	1:29.506	33.788	187	29.744	221	25.974	194	233	26	1:28.559	33.822	190	29.857	222	24.880	194	236
12	1:46.196	33.837	189	29.862	220	42.497	59	235	27	1:28.837	33.890	189	29.847	222	25.100	194	235
13	7:21.351	6:24.781	185	31.205	220	25.365	192		28	1:28.689	33.798	189	29.786	221	25.105	195	235
14	1:29.311	34.132	187	30.068	222	25.111	193	232	29	1:28.686	33.828	189	29.869	222	24.989	193	236
15	1:29.129	33.930	188	29.972	221	25.227	193	233	30	1:46.098	33.969	189	29.985	220	42.144	59	235

99 Renauer, DEU / Müller, DEU									theoretical besttime: 1:27.433								
1	6:50.430	5:23.039	158	38.469	179	48.922	57		12	1:28.381	33.614	189	30.018	224	24.749	196	237
2	4:48.197	3:46.345	141	35.241	220	26.611	194		13	1:28.899	33.816	190	30.016	223	25.067	196	238
3	1:31.803	35.145	191	31.304	222	25.354	194	227	14	1:28.117	33.541	189	29.646	224	24.930	193	237
4	1:29.027	34.099	191	30.083	222	24.845	196	236	15	1:28.585	33.683	182	29.868	223	25.034	195	235
5	1:27.857	33.531	192	29.680	222	24.646	197	237	16	1:27.816	33.433	190	29.692	223	24.691	195	238
6	1:27.552	33.284	193	29.690	224	24.578	197	239	17	1:47.582	34.404	189	30.193	224	42.985	57	237
7	1:46.217	33.479	191	29.571	224	43.167	57	240	18	8:12.161	7:17.413	190	30.005	224	24.743	196	
8	5:03.154	4:08.375	164	30.064	224	24.715	197		19	1:29.216	34.069	190	30.311	225	24.836	197	239
9	1:29.281	33.462	192	29.648	224	26.171	198	236	20	1:28.418	33.774	189	29.914	225	24.730	196	240
10	1:46.901	33.631	192	30.268	224	43.002	57	239	21	1:46.016	33.666	192	29.842	223	42.508	57	238
11	6:59.853	6:04.429	187	30.194	225	25.230	196		22	3:42.854	2:29.884	190	30.205	221	42.765	57	



ADAC GT Masters

Pit Stops Free Practice 1



Provisional

Motorsportarena Oschersleben, Length: 3696m

Air temperature: 21.57°C

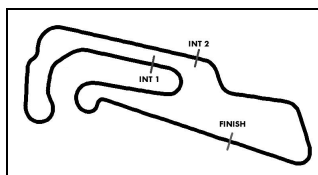
Track temperature: 40.36°C

Weather condition: Dry

DMSB Reg. Nr.: 121/17

Friday, April 28, 2017 12:00:00

Nr	Driver in	Day time in	Time in	Driver out	Day time out	Time out	Nett Time
77	Daniel Keilwitz	12:04:46.401	4:46.127	Daniel Keilwitz	12:15:55.650	15:55.376	11:09.249
13	Sven Barth	12:05:15.421	5:15.147	Sven Barth	12:13:37.267	13:36.993	8:21.846
4	Dennis Marschall	12:06:18.573	6:18.299	Dennis Marschall	12:10:15.569	10:15.295	3:56.996
99	Robert Renauer	12:06:47.014	6:46.740	Robert Renauer	12:09:51.813	9:51.539	3:04.799
9	Elia Erhart	12:08:34.591	8:34.317	Elia Erhart	12:09:44.121	9:43.847	1:09.530
8	Ricardo Feller	12:09:38.548	9:38.274	Mikaela Ahlin-Kottulinsky	12:11:01.609	11:01.335	1:23.061
21	Luca Stolz	12:10:04.454	10:04.180	Luca Ludwig	12:13:43.872	13:43.598	3:39.418
36	Klaus Bachler	12:10:18.998	10:18.724	Klaus Bachler	12:12:13.014	12:12.740	1:54.016
2	Christopher Haase	12:11:24.703	11:24.429	Christopher Haase	12:14:49.239	14:48.965	3:24.536
42	Philipp Eng	12:11:25.379	11:25.105	Philipp Eng	12:15:20.245	15:19.971	3:54.866
84	Maximilian Götz	12:11:29.619	11:29.345	Maximilian Götz	12:16:04.028	16:03.754	4:34.409
1	Christopher Mies	12:11:48.529	11:48.255	Christopher Mies	12:17:12.734	17:12.460	5:24.205
3	Kelvin van der Linde	12:12:08.796	12:08.522	Kelvin van der Linde	12:17:26.638	17:26.364	5:17.842
4	Dennis Marschall	12:12:15.569	12:15.295	Dennis Marschall	12:13:55.568	13:55.294	1:39.999
44	Dennis Busch	12:12:23.293	12:23.019	Dennis Busch	12:21:35.488	21:35.214	9:12.195
66	Emil Lindholm	12:12:57.939	12:57.665	Jonathan Judek	12:17:00.850	17:00.576	4:02.911
17	Mathieu Jaminet	12:13:00.269	12:59.995	Mathieu Jaminet	12:29:45.558	29:45.284	16:45.289
48	Marvin Kirchhöfer	12:13:14.192	13:13.918	Marvin Kirchhöfer	12:21:12.815	21:12.541	7:58.623
18	Christopher Friedrich	12:13:29.401	13:29.127	Christopher Friedrich	12:16:11.977	16:11.703	2:42.576
9	Elia Erhart	12:13:59.786	13:59.512	Elia Erhart	12:15:30.296	15:30.022	1:30.510
26	Sebastian Asch	12:14:08.797	14:08.523	Sebastian Asch	12:15:14.689	15:14.415	1:05.892
6	Christopher Zanella	12:14:25.189	14:24.915	Christopher Zanella	12:19:20.534	19:20.260	4:55.345
50	Rahel Frey	12:15:10.678	15:10.404	Philip Geipel	12:21:28.794	21:28.520	6:18.116
4	Dennis Marschall	12:16:00.836	16:00.562	Dennis Marschall	12:17:15.048	17:14.774	1:14.212
24	Filip Salaquarda	12:16:26.682	16:26.408	Markus Winkelhock	12:19:38.003	19:37.729	3:11.321
22	Patrick Huisman	12:17:39.883	17:39.609	Patrick Huisman	12:20:39.095	20:38.821	2:59.212
77	Daniel Keilwitz	12:17:50.845	17:50.571	Daniel Keilwitz	12:24:44.242	24:43.968	6:53.397
25	Frank Stippler	12:18:05.139	18:04.865	Frank Stippler	12:24:40.624	24:40.350	6:35.485
26	Sebastian Asch	12:18:26.558	18:26.284	Sebastian Asch	12:26:20.367	26:20.093	7:53.809
8	Mikaela Ahlin-Kottulinsky	12:18:49.337	18:49.063	Mikaela Ahlin-Kottulinsky	12:21:32.882	21:32.608	2:43.545
4	Dennis Marschall	12:19:14.847	19:14.573	Dennis Marschall	12:20:20.343	20:20.069	1:05.496
99	Robert Renauer	12:19:17.696	19:17.422	Robert Renauer	12:22:54.096	22:53.822	3:36.400
36	Klaus Bachler	12:19:56.242	19:55.968	Klaus Bachler	12:22:48.314	22:48.040	2:52.072
2	Christopher Haase	12:21:04.956	21:04.682	Christopher Haase	12:23:49.364	23:49.090	2:44.408
3	Kelvin van der Linde	12:22:04.010	22:03.736	Kelvin van der Linde	12:25:20.448	25:20.174	3:16.438
4	Dennis Marschall	12:22:15.140	22:14.866	Dennis Marschall	12:23:47.158	23:46.884	1:32.018
7	Norbert Siedler	12:22:24.015	22:23.741	Norbert Siedler	12:28:35.822	28:35.548	6:11.807
42	Philipp Eng	12:22:56.345	22:56.071	Philipp Eng	12:27:20.138	27:19.864	4:23.793
21	Luca Ludwig	12:22:59.367	22:59.093	Luca Ludwig	12:27:29.544	27:29.270	4:30.177
13	Sven Barth	12:23:03.260	23:02.986	Sven Barth	12:24:16.257	24:15.983	1:12.997
63	Rolf Ineichen	12:23:10.363	23:10.089	Christian Engelhart	12:28:20.211	28:19.937	5:09.848
9	Elia Erhart	12:23:33.728	23:33.454	Elia Erhart	12:25:25.935	25:25.661	1:52.207
84	Maximilian Götz	12:23:45.234	23:44.960	Maximilian Götz	12:29:38.590	29:38.316	5:53.356
18	Christopher Friedrich	12:25:31.999	25:31.725	Christopher Friedrich	12:29:16.288	29:16.014	3:44.289



ADAC GT Masters

Pit Stops Free Practice 1



Provisional

Motorsportarena Oschersleben, Length: 3696m

Air temperature: 21.57°C

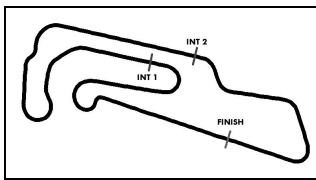
Track temperature: 40.36°C

Weather condition: Dry

DMSB Reg. Nr.: 121/17

Friday, April 28, 2017 12:00:00

Nr	Driver in	Day time in	Time in	Driver out	Day time out	Time out	Nett Time
4	Dennis Marschall	12:25:39.014	25:38.740	Dennis Marschall	12:30:22.673	30:22.399	4:43.659
36	Klaus Bachler	12:26:03.990	26:03.716	Klaus Bachler	12:32:17.442	32:17.168	6:13.452
1	Christopher Mies	12:26:43.897	26:43.623	Christopher Mies	12:29:01.626	29:01.352	2:17.729
99	Robert Renauer	12:27:37.034	27:36.760	Sven Müller	12:33:09.202	33:08.928	5:32.168
8	Mikaela Ahlin-Kottulinsky	12:29:13.937	29:13.663	Ricardo Feller	12:30:26.273	30:25.999	1:12.336
66	Jonathan Judek	12:29:44.825	29:44.551	Jonathan Judek	12:34:47.554	34:47.280	5:02.729
44	Dennis Busch	12:29:46.976	29:46.702	Dennis Busch	12:38:37.741	38:37.467	8:50.765
2	Christopher Haase	12:29:59.862	29:59.588	Christopher Haase	12:31:38.149	31:37.875	1:38.287
50	Philip Geipel	12:30:36.923	30:36.649	Philip Geipel	12:41:44.615	41:44.341	11:07.692
48	Marvin Kirchhöfer	12:30:44.406	30:44.132	Indy Dontje	12:33:05.197	33:04.923	2:20.791
19	Mirco Bortolotti	12:31:04.367	31:04.093	Mirco Bortolotti	12:36:49.024	36:48.750	5:44.657
3	Kelvin van der Linde	12:31:24.977	31:24.703	Kelvin van der Linde	12:38:14.130	38:13.856	6:49.153
6	Christopher Zanella	12:31:35.501	31:35.227	Florian Spengler	12:35:25.491	35:25.217	3:49.990
9	Elia Erhart	12:33:11.417	33:11.143	Elia Erhart	12:39:03.947	39:03.673	5:52.530
24	Markus Winkelhock	12:33:23.469	33:23.195	Markus Winkelhock	12:38:58.156	38:57.882	5:34.687
42	Philipp Eng	12:33:23.961	33:23.687	Philipp Eng	12:38:55.245	38:54.971	5:31.284
77	Daniel Keilwitz	12:33:54.381	33:54.107	Daniel Keilwitz	12:40:48.841	40:48.567	6:54.460
26	Stefan Mücke	12:34:12.137	34:11.863	Sebastian Asch	12:38:21.670	38:21.396	4:09.533
22	Patrick Huisman	12:34:35.500	34:35.226	Remo Lips	12:41:06.248	41:05.974	6:30.748
7	Norbert Siedler	12:34:58.275	34:58.001	Norbert Siedler	12:39:17.178	39:16.904	4:18.903
13	Maximilian Hackländer	12:35:03.599	35:03.325	Maximilian Hackländer	12:40:10.150	40:09.876	5:06.551
17	Mathieu Jaminet	12:35:55.293	35:55.019	Mathieu Jaminet	12:42:26.086	42:25.812	6:30.793
63	Christian Engelhart	12:36:12.031	36:11.757	Christian Engelhart	12:38:52.038	38:51.764	2:40.007
1	Christopher Mies	12:36:34.832	36:34.558	Christopher Mies	12:39:23.630	39:23.356	2:48.798
21	Luca Ludwig	12:36:39.756	36:39.482	Luca Ludwig	12:40:38.150	40:37.876	3:58.394
25	Frank Stippler	12:36:46.579	36:46.305	Frank Stippler	12:38:25.667	38:25.393	1:39.088
18	Christopher Friedrich	12:38:30.267	38:29.993	Christopher Friedrich	12:40:18.188	40:17.914	1:47.921
84	Patrick Assenheimer	12:38:49.932	38:49.658	Patrick Assenheimer	12:40:21.297	40:21.023	1:31.365
2	Christopher Haase	12:39:11.929	39:11.655	Jeffrey Schmidt	12:41:23.652	41:23.378	2:11.723
8	Ricardo Feller	12:39:40.328	39:40.054	Ricardo Feller	12:41:58.438	41:58.164	2:18.110
6	Florian Spengler	12:40:15.121	40:14.847	Florian Spengler	12:52:31.309	52:31.035	12:16.188
24	Markus Winkelhock	12:40:41.927	40:41.653	Markus Winkelhock	12:42:15.051	42:14.777	1:33.124
36	Klaus Bachler	12:41:20.151	41:19.877	Klaus Bachler	12:44:34.347	44:34.073	3:14.196
25	Frank Stippler	12:41:47.455	41:47.181	Frank Stippler	12:42:53.406	42:53.132	1:05.951
48	Indy Dontje	12:42:18.777	42:18.503	Indy Dontje	12:43:15.743	43:15.469	56.966
3	Kelvin van der Linde	12:42:50.386	42:50.112	Kelvin van der Linde	12:45:46.192	45:45.918	2:55.806
99	Sven Müller	12:43:46.270	43:45.996	Sven Müller	12:50:33.651	50:33.377	6:47.381
24	Filip Salaquarda	12:43:59.989	43:59.715	Filip Salaquarda	12:45:04.934	45:04.660	1:04.945
4	Dennis Marschall	12:44:05.967	44:05.693	Dennis Marschall	12:47:23.402	47:23.128	3:17.435
19	Mirco Bortolotti	12:44:25.460	44:25.186	Ezequiel Perez Companc	12:45:43.199	45:42.925	1:17.739
25	Frank Stippler	12:44:35.146	44:34.872	Frank Stippler	12:45:48.452	45:48.178	1:13.306
48	Indy Dontje	12:44:57.787	44:57.513	Indy Dontje	12:46:54.299	46:54.025	1:56.512
44	Dennis Busch	12:45:05.759	45:05.485	Dennis Busch	12:48:01.063	48:00.789	2:55.304
42	Philipp Eng	12:45:06.267	45:05.993	Philipp Eng	12:47:00.313	47:00.039	1:54.046



ADAC GT Masters

Pit Stops Free Practice 1



Provisional

Motorsportarena Oschersleben, Length: 3696m

Air temperature: 21.57°C

Track temperature: 40.36°C

Weather condition: Dry

DMSB Reg. Nr.: 121/17

Friday, April 28, 2017 12:00:00

Nr	Driver in	Day time in	Time in	Driver out	Day time out	Time out	Nett Time
7	Norbert Siedler	12:45:30.330	45:30.056	Norbert Siedler	12:48:59.774	48:59.500	3:29.444
66	Jonathan Judek	12:45:53.424	45:53.150	Jonathan Judek	12:48:51.487	48:51.213	2:58.063
24	Filip Salaquarda	12:46:47.688	46:47.414	Filip Salaquarda	12:47:52.797	47:52.523	1:05.109
1	Connor De Phillippi	12:47:13.426	47:13.152	Connor De Phillippi	12:48:48.509	48:48.235	1:35.083
13	Maximilian Hackländer	12:47:53.943	47:53.669	Maximilian Hackländer	12:53:07.889	53:07.615	5:13.946
63	Christian Engelhart	12:48:04.205	48:03.931	Christian Engelhart	12:52:47.457	52:47.183	4:43.252
84	Patrick Assenheimer	12:48:08.998	48:08.724	Patrick Assenheimer	12:49:15.646	49:15.372	1:06.648
9	Elia Erhart	12:48:21.189	48:20.915	Elia Erhart	12:50:46.530	50:46.256	2:25.341
77	Daniel Keilwitz	12:48:27.608	48:27.334	Jules Gounon	12:51:07.449	51:07.175	2:39.841
17	Mathieu Jaminet	12:48:34.213	48:33.939	Mathieu Jaminet	12:51:25.505	51:25.231	2:51.292
25	Frank Stippler	12:49:06.289	49:06.015				
2	Jeffrey Schmidt	12:49:10.182	49:09.908	Jeffrey Schmidt	12:50:27.230	50:26.956	1:17.048
24	Filip Salaquarda	12:49:35.262	49:34.988	Filip Salaquarda	12:50:40.216	50:39.942	1:04.954
21	Luca Ludwig	12:49:52.697	49:52.423	Luca Ludwig	12:53:06.798	53:06.524	3:14.101
22	Remo Lips	12:50:38.376	50:38.102				
36	Klaus Bachler	12:50:48.401	50:48.127	Klaus Bachler	12:51:53.365	51:53.091	1:04.964
8	Mikaela Ahlin-Kottulinsky	12:51:14.427	51:14.153				
42	Philipp Eng	12:51:36.367	51:36.093	Philipp Eng	12:53:36.138	53:35.864	1:59.771
24	Filip Salaquarda	12:52:24.346	52:24.072				
18	Christopher Friedrich	12:52:43.132	52:42.858	Christopher Friedrich	12:55:01.218	55:00.944	2:18.086
26	Sebastian Asch	12:53:28.276	53:28.002	Sebastian Asch	12:54:33.967	54:33.693	1:05.691
1	Connor De Phillippi	12:53:36.835	53:36.561	Connor De Phillippi	12:54:57.899	54:57.625	1:21.064
7	Norbert Siedler	12:53:47.677	53:47.403				
66	Jonathan Judek	12:53:49.578	53:49.304	Jonathan Judek	12:55:17.551	55:17.277	1:27.973
36	Klaus Bachler	12:55:07.014	55:06.740				
44	Dennis Busch	12:55:48.550	55:48.276				
26	Stefan Mücke	12:56:16.358	56:16.084	Stefan Mücke	12:57:22.185	57:21.911	1:05.827
3	Markus Pommer	12:56:28.520	56:28.246				
2	Jeffrey Schmidt	12:56:38.274	56:38.000				
99	Sven Müller	12:56:42.080	56:41.806	Sven Müller	12:58:41.882	58:41.608	1:59.802
19	Ezequiel Perez Companc	12:56:51.878	56:51.604				
63	Christian Engelhart	12:57:33.101	57:32.827				
26	Stefan Mücke	12:59:07.362	59:07.088				
84	Maximilian Götz	12:59:53.967	59:53.693				
42	Ricky Collard	12:59:56.991	59:56.717				
9	Elia Erhart	12:59:59.286	59:59.012				
50	Rahel Frey	13:00:01.336	1:00:01.062				
66	Emil Lindholm	13:00:03.578	1:00:03.304				
77	Jules Gounon	13:00:20.007	1:00:19.733				
99	Sven Müller	13:00:24.934	1:00:24.660				
17	Michael Ammermüller	13:00:33.333	1:00:33.059				
48	Marvin Kirchhöfer	13:00:38.243	1:00:37.969				
21	Luca Ludwig	13:00:48.201	1:00:47.927				
13	Maximilian Hackländer	13:00:54.571	1:00:54.297				
1	Connor De Phillippi	13:01:07.750	1:01:07.476				
4	Dennis Marschall	13:01:14.890	1:01:14.616				
18	Christopher Friedrich	13:01:16.717	1:01:16.443				