

ADAC Formel 4

Result List Free Practice 2



Provisional

DMSB Reg. Nr.: 120/17



Motorsportarena Oschersleben, Length: 3696m

Air temperature: 18.24°C

Track temperature: 27.89°C

Weather condition: Dry

Friday, April 28, 2017 11:00:00

started : 24 classified : 24 not classified : 0

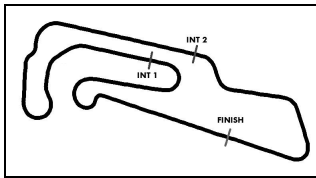
Nr.	Drivers	Team	Lap	Best Time	Gap	Diff	Kph	Day Time
Cl.	Car	Competitor						
1	4 S.Flörsch(DEU) ADAC Formel 4 powered by Abarth	(T) ADAC Berlin-Brandenburg e.V.(DEU) ADAC Berlin-Brandenburg e.V.	17	1:26.213			154.3	11:38:36
2	13 F.Scherer(CHE) ADAC Formel 4 powered by Abarth	(T) US Racing(DEU) US Racing	18	1:26.357	0.144	0.144	154.0	11:39:26
3	1 F.Drugovich(ITA) ADAC Formel 4 powered by Abarth	(T) Van Amersfoort Racing(NLD) Van Amersfoort Racing	19	1:26.360	0.147	0.003	154.0	11:36:57
4	2 F.Vesti(DNK) ADAC Formel 4 powered by Abarth	Van Amersfoort Racing(NLD) Van Amersfoort Racing	22	1:26.544	0.331	0.184	153.7	11:40:08
5	33 J.Aberdein(DEU) ADAC Formel 4 powered by Abarth	(T) Motopark(DEU) Motopark	25	1:26.558	0.345	0.014	153.7	11:44:59
6	44 J.Vips(ITA) ADAC Formel 4 powered by Abarth	(T) Prema Powerteam SRL(ITA) Prema Powerteam SRL	16	1:26.590	0.377	0.032	153.6	11:36:11
7	68 J.Correa(ITA) ADAC Formel 4 powered by Abarth	Prema Powerteam SRL(ITA) Prema Powerteam SRL	23	1:26.607	0.394	0.017	153.6	11:44:50
8	7 O.Söderström(SWE) ADAC Formel 4 powered by Abarth	ADAC Berlin-Brandenburg e.V.(DEU) ADAC Berlin-Brandenburg e.V.	18	1:26.631	0.418	0.024	153.5	11:38:34
9	9 M.Armstrong(ITA) ADAC Formel 4 powered by Abarth	(T) Prema Powerteam SRL(ITA) Prema Powerteam SRL	17	1:26.638	0.425	0.007	153.5	11:39:13
10	5 L.Zendeli(DEU) ADAC Formel 4 powered by Abarth	(T) ADAC Berlin-Brandenburg e.V.(DEU) ADAC Berlin-Brandenburg e.V.	14	1:26.755	0.542	0.117	153.3	11:36:03
11	99 C.Weerts(BEL) R ADAC Formel 4 powered by Abarth	Motopark(DEU) Motopark	20	1:26.890	0.677	0.135	153.1	11:39:35
12	28 K.Schramm(DEU) ADAC Formel 4 powered by Abarth	(T) US Racing(DEU) US Racing	16	1:26.893	0.680	0.003	153.1	11:38:20
13	42 L.Hoogenboom(NLD) ADAC Formel 4 powered by Abarth	(T) Motopark(DEU) Motopark	17	1:26.963	0.750	0.070	153.0	11:40:18
14	81 M.Waldherr(DEU) ADAC Formel 4 powered by Abarth	(T) Neuhauser Racing Team(AUT) Neuhauser Racing Team	19	1:26.994	0.781	0.031	152.9	11:35:49
15	27 N.Nielsen(DNK) ADAC Formel 4 powered by Abarth	US Racing(DEU) US Racing	15	1:27.030	0.817	0.036	152.8	11:44:46
16	18 J.Hanses(DEU) ADAC Formel 4 powered by Abarth	US Racing(DEU) US Racing	18	1:27.062	0.849	0.032	152.8	11:37:27
17	80 A.Estner(DEU) ADAC Formel 4 powered by Abarth	(T) Neuhauser Racing Team(AUT) Neuhauser Racing Team	23	1:27.157	0.944	0.095	152.6	11:45:54
18	98 C.Piro(DEU) ADAC Formel 4 powered by Abarth	(T) Team Piro Sport Interdental(DEU) Team Piro Sport Interdental	13	1:27.177	0.964	0.020	152.6	11:44:29
19	79 D.Malukas(LTU) ADAC Formel 4 powered by Abarth	Motopark(DEU) Motopark	22	1:27.177	0.964		152.6	11:45:12
20	11 M.Wishofer(AUT) R ADAC Formel 4 powered by Abarth	(T) Lechner Racing(AUT) Lechner Racing	15	1:27.317	1.104	0.140	152.3	11:34:06
21	83 K.Moreira-Laliberte(CHE) ADAC Formel 4 powered by Abarth	(T) Van Amersfoort Racing(NLD) Van Amersfoort Racing	9	1:27.804	1.591	0.487	151.5	11:16:09
22	26 L.Heinrich(DEU) R ADAC Formel 4 powered by Abarth	Laurin Heinrich(DEU) Laurin Heinrich	16	1:28.427	2.214	0.623	150.4	11:33:42
23	10 R.Wagner(DEU) R ADAC Formel 4 powered by Abarth	(T) Lechner Racing(AUT) Lechner Racing	15	1:29.108	2.895	0.681	149.3	11:31:30
24	6 T.Beckhäuser(CZE) R ADAC Formel 4 powered by Abarth	ADAC Berlin-Brandenburg e.V.(DEU) ADAC Berlin-Brandenburg e.V.	20	1:29.515	3.302	0.407	148.6	11:42:05

Did not start

3 L.Gachot(GBR)
ADAC Formel 4 powered by Abarth

Van Amersfoort Racing(NLD)
Van Amersfoort Racing

T = nominated for the team classification



ADAC Formel 4

Result List Free Practice 2



Provisional

DMSB Reg. Nr.: 120/17

Friday, April 28, 2017 11:00:00



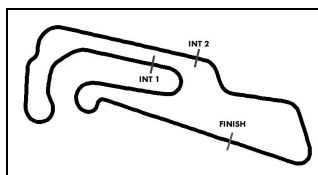
Motorsportarena Oschersleben, Length: 3696m
Air temperature: 18.24°C
Track temperature: 27.89°C
Weather condition: Dry

started : 24 classified : 24 not classified : 0

Nr. Drivers	Team	Lap	Best Time	Gap	Diff	Kph	Day Time
Cl. Car	Competitor						

Subject to final scrutineering!

Publication time:	Clerk of the Course: Ralph Bohnhorst	Timekeeper: Steffen Ruhl
-------------------	--------------------------------------	--------------------------



ADAC Formel 4

Sector List Free Practice 2



Provisional

DMSB Reg. Nr.: 120/17



Motorsportarena Oschersleben, Length: 3696m

Air temperature: 18.24°C

Track temperature: 27.89°C

Weather condition: Dry

Friday, April 28, 2017 11:00:00

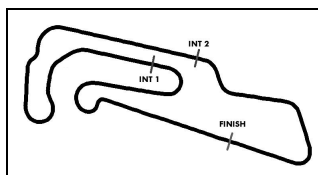
Lap	Time	SE1	SP1	SE2	SP2	SE3	SP3	TSP	Lap	Time	SE1	SP1	SE2	SP2	SE3	SP3	TSP
1 Drugovich, ITA									theoretical besttime: 1:26.325								
1	2:08.509	1:07.947	166	34.263	165	26.299	176		14	1:35.481	37.258	171	32.143	182	26.080	173	180
2	1:34.258	35.554	170	32.225	162	26.479	172	194	15	1:30.522	36.248	170	29.874	201	24.400	180	187
3	1:30.180	35.606	170	29.888	202	24.686	180	197	16	1:27.389	33.963	175	29.342	204	24.084	180	208
4	1:28.924	34.350	175	29.513	203	25.061	179	209	17	1:27.002	33.835	177	29.146	203	24.021	180	209
5	1:27.968	34.235	175	29.454	203	24.279	179	208	18	1:26.487	33.583	177	28.995	203	23.909	180	210
6	1:27.793	34.102	175	29.430	202	24.261	180	210	19	1:26.360	33.590	176	28.978	202	23.792	180	210
7	1:27.809	34.116	174	29.426	204	24.267	179	209	20	1:26.487	33.582	177	29.021	202	23.884	181	211
8	1:27.840	34.123	175	29.449	201	24.268	179	209	21	1:26.428	33.618	176	28.951	202	23.859	180	211
9	1:27.873	34.082	175	29.405	202	24.386	179	209	22	1:43.137	40.527	155	35.407	152	27.203	181	211
10	1:27.965	34.095	175	29.454	202	24.416	178	209	23	1:27.365	33.855	177	29.438	201	24.072	180	212
11	1:28.060	34.096	175	29.540	203	24.424	178	208	24	1:27.037	33.719	177	29.144	202	24.174	181	212
12	1:48.238	34.161	175	30.180	199	43.897	56	208	25	1:46.243	33.635	175	29.721	202	42.887	56	213
13	9:18.436	8:14.931	141	35.801	156	27.704	166										

2 Vesti, DNK									theoretical besttime: 1:26.527								
1	2:29.935	1:26.952	139	35.929	174	27.054	172		14	1:32.197	36.252	164	30.717	190	25.228	175	183
2	1:34.171	36.812	149	31.648	177	25.711	174	168	15	1:30.528	35.988	172	29.909	200	24.631	180	197
3	1:30.444	35.335	172	30.104	201	25.005	177	182	16	1:28.497	34.222	175	29.506	203	24.769	180	203
4	1:28.549	34.371	174	29.657	201	24.521	179	206	17	1:29.828	33.948	175	30.021	203	25.859	181	211
5	1:28.225	34.070	173	29.604	201	24.551	179	208	18	1:27.258	33.842	176	29.250	202	24.166	180	209
6	1:27.876	34.129	175	29.370	203	24.377	180	208	19	1:26.715	33.648	177	29.038	203	24.029	182	210
7	1:27.680	33.924	175	29.378	203	24.378	179	208	20	1:30.398	33.732	176	31.269	143	25.397	181	211
8	1:27.729	33.973	174	29.356	201	24.400	179	208	21	1:26.688	33.620	176	29.083	203	23.985	181	210
9	1:27.711	33.923	175	29.349	202	24.439	177	208	22	1:26.544	33.569	176	29.055	202	23.920	181	211
10	1:27.779	33.977	174	29.422	201	24.380	179	208	23	1:27.648	33.706	175	29.394	202	24.548	182	210
11	1:27.651	33.992	175	29.371	201	24.288	179	208	24	1:27.187	33.663	177	29.329	201	24.195	181	210
12	1:58.484	34.482	159	35.331	160	48.671	54	208	25	1:26.804	33.580	176	29.162	203	24.062	181	211
13	7:32.950	6:31.799	148	34.676	176	26.475	175		26	1:50.787	33.629	176	31.282	200	45.876	54	210

4 Flörsch, DEU									theoretical besttime: 1:26.213								
1	2:50.243	1:49.880	152	33.775	170	26.588	156		12	1:39.591	39.641	139	34.046	180	25.904	172	189
2	1:34.543	37.398	150	31.590	190	25.555	176	161	13	1:31.031	34.873	171	31.334	196	24.824	180	204
3	1:30.271	34.856	167	29.902	200	25.513	180	201	14	1:27.782	33.981	175	29.396	201	24.405	180	210
4	1:27.906	34.024	175	29.457	201	24.425	180	208	15	1:26.985	33.680	175	29.038	205	24.267	182	210
5	1:27.356	33.723	169	29.429	202	24.204	181	209	16	1:26.834	33.735	177	29.066	203	24.033	183	215
6	1:29.338	33.951	176	29.656	204	25.731	181	210	17	1:26.213	33.298	177	28.954	203	23.961	182	212
7	1:27.593	33.910	176	29.362	202	24.321	180	213	18	1:26.591	33.406	176	29.079	203	24.106	181	212
8	1:27.733	33.829	176	29.467	201	24.437	180	209	19	1:26.845	33.483	177	29.221	201	24.141	182	213
9	1:27.873	33.948	174	29.502	201	24.423	181	209	20	1:26.672	33.426	176	29.124	202	24.122	182	212
10	1:48.362	33.817	177	29.476	202	45.069	43	210	21	1:26.500	33.467	177	29.022	203	24.011	182	211
11	13:05.779	11:55.193	111	40.803	138	29.783	160		22	1:26.487	33.349	174	29.141	203	23.997	182	212

5 Zendeli, DEU									theoretical besttime: 1:26.638								
1	3:42.151	2:39.986	142	34.879	160	27.286	172		11	1:40.847	35.866	171	30.472	196	34.509	138	203
2	1:39.323	37.558	124	36.227	191	25.538	175	200	12	1:35.001	40.514	171	30.003	194	24.484	182	124
3	1:29.403	34.872	173	29.793	197	24.738	180	197	13	1:33.731	33.757	177	35.484	195	24.490	180	211
4	1:27.995	33.966	175	29.598	203	24.431	180	209	14	1:26.755	33.621	177	29.027	203	24.107	182	210
5	1:30.290	34.075	175	29.319	203	26.896	180	209	15	1:29.746	33.775	177	29.396	200	26.575	181	214
6	1:28.156	33.935	176	29.580	199	24.641	180	210	16	1:26.919	33.796	177	29.051	203	24.072	182	212
7	1:28.081	34.093	175	29.470	202	24.518	180	210	17	1:27.311	33.650	177	29.160	201	24.501	181	213
8	1:27.916	33.961	175	29.506	202	24.449	180	210	18	1:26.797	33.601	177	29.132	203	24.064	181	211
9	2:01.245	48.055	176	29.584	202	43.606	56	209	19	1:32.081	33.547	177	29.168	204	29.366	182	212
10	13:31.588	12:25.464	136	37.406	162	28.718	177		20	1:46.463	33.638	178	29.123	204	43.702	56	213

6 Beckhäuser, CZE									theoretical besttime: 1:29.439								
1	2:21.236	1:10.397	122	40.472	189	30.367	171		12	1:03.481	9:52.444	133	40.460	180	30.577	171	
2	1:41.461	38.681	161	35.147	191	27.633	175	181	13	1:42.855	39.400	167	35.151	150	28.304	176	205
3	1:37.526	37.480	169	32.840	181	27.206	178	200	14	1:40.166	38.022	165	35.365	173	26.779	169	206
4	1:33.951	36.462	172	31.213	200	26.276	178	207	15	1:34.895	36.088	172	31.920	195	26.887	169	190
5	1:33.360	36.061	172	31.100	201	26.199	180	208	16	1:33.067	35.597	174	31.804	203	25.666	172	206
6	1:33.275	34.886	175	30.901	201	27.488	179	208	17	1:31.034	35.184	175	30.596	200	25.254	180	209



ADAC Formel 4

Sector List Free Practice 2



Provisional

DMSB Reg. Nr.: 120/17



Motorsportarena Oschersleben, Length: 3696m

Air temperature: 18.24°C

Track temperature: 27.89°C

Weather condition: Dry

Friday, April 28, 2017 11:00:00

Lap	Time	SE1	SP1	SE2	SP2	SE3	SP3	TSP	Lap	Time	SE1	SP1	SE2	SP2	SE3	SP3	TSP
7	1:31.462	34.946	173	30.700	200	25.816	178	209	18	1:29.771	34.460	175	30.110	203	25.201	168	212
8	1:31.180	34.765	173	30.898	200	25.517	178	208	19	1:32.580	35.218	175	30.523	201	26.839	180	203
9	1:30.705	34.726	167	30.509	200	25.470	180	207	20	1:29.515	34.305	174	30.186	201	25.024	180	211
10	1:33.034	35.422	165	31.776	190	25.836	170	208	21	1:50.469	34.793	175	30.439	201	45.237	56	210
11	2:00.535	35.490	167	33.262	196	51.783	40	204	22	2:12.049	1:14.555	173	31.589	202	25.905	180	

7 Söderström, SWE

theoretical besttime: 1:26.526

1	3:05.661	2:02.813	144	34.996	165	27.852	169		13	1:36.796	39.104	167	32.353	194	25.339	173	171
2	1:34.838	36.476	165	32.268	160	26.094	173	186	14	1:30.434	34.978	172	30.559	164	24.897	179	202
3	1:31.021	35.965	171	30.128	184	24.928	177	185	15	1:27.471	33.854	178	29.359	201	24.258	180	210
4	1:28.231	34.286	175	29.487	203	24.458	180	208	16	1:26.993	33.590	177	29.012	204	24.391	180	210
5	1:28.637	33.968	176	29.362	203	25.307	180	209	17	1:27.065	33.534	178	29.257	202	24.274	182	209
6	1:28.114	33.799	177	29.626	201	24.689	179	210	18	1:26.631	33.481	177	29.040	203	24.110	182	212
7	1:27.951	34.001	175	29.440	202	24.510	179	209	19	1:26.850	33.439	176	29.182	201	24.229	180	211
8	1:27.514	33.806	176	29.347	202	24.361	180	210	20	1:26.976	33.404	177	29.372	202	24.200	180	211
9	1:27.927	34.071	175	29.447	202	24.409	180	208	21	1:26.929	33.443	177	29.237	201	24.249	180	211
10	1:27.634	33.721	176	29.390	203	24.523	179	210	22	1:29.510	35.396	145	29.857	203	24.257	182	212
11	1:58.174	35.326	177	31.249	173	51.599	38	183	23	1:26.771	33.410	177	29.241	202	24.120	181	213
12	11:12.363	10:08.982	135	35.762	144	27.619	160										

9 Armstrong, ITA

theoretical besttime: 1:26.607

1	3:06.974	1:46.290	152	33.294	190	47.390	46		12	1:28.006	34.025	175	29.566	200	24.415	179	206
2	2:49.638	1:22.725	168	33.225	178	53.688	37		13	1:48.889	34.049	174	31.113	200	43.727	56	208
3	2:07.485	1:11.039	155	31.369	193	25.077	178		14	5:07.736	4:04.082	155	35.770	173	27.884	174	
4	1:29.317	34.667	175	30.072	199	24.578	177	205	15	1:31.042	35.635	171	30.484	196	24.923	174	203
5	1:28.145	34.127	174	29.604	200	24.414	178	207	16	1:28.279	34.436	173	29.539	195	24.304	180	204
6	1:28.056	34.094	175	29.483	203	24.479	177	207	17	1:26.638	33.573	177	29.135	202	23.930	179	212
7	1:27.929	33.989	175	29.598	199	24.342	178	208	18	1:26.768	33.542	177	29.208	202	24.018	180	211
8	1:28.013	34.010	174	29.633	200	24.370	177	208	19	1:31.615	35.299	160	31.563	192	24.753	179	211
9	1:49.510	35.338	151	30.435	198	43.737	54	208	20	1:30.679	33.700	173	29.161	200	27.818	181	210
10	7:37.586	6:37.636	170	30.150	198	29.800	178		21	1:26.747	33.550	176	29.172	200	24.025	181	211
11	1:29.150	34.803	170	29.906	198	24.441	180	206									

10 Wagner, DEU

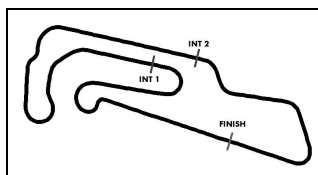
theoretical besttime: 1:28.772

1	2:34.169	1:32.570	152	33.757	178	27.842	165		11	8:56.308	7:51.889	152	36.020	175	28.399	165	
2	1:33.742	36.679	171	31.311	199	25.752	176	189	12	1:37.250	37.626	170	32.703	177	26.921	178	167
3	1:29.865	34.799	174	30.243	201	24.823	179	204	13	1:31.134	35.394	171	30.553	197	25.187	180	206
4	1:29.734	34.596	173	29.999	202	25.139	179	208	14	1:29.711	34.556	170	30.102	202	25.053	180	208
5	1:29.925	34.313	174	30.042	199	25.570	176	209	15	1:29.108	34.289	175	29.857	202	24.962	177	210
6	1:29.526	34.580	174	30.074	201	24.872	178	207	16	1:29.122	34.434	174	29.887	200	24.801	178	209
7	1:29.432	34.258	174	29.944	201	25.230	177	208	17	1:29.688	34.147	176	29.888	202	25.653	178	209
8	1:29.131	34.355	175	30.008	200	24.768	179	208	18	1:29.558	34.613	177	29.955	200	24.990	180	208
9	1:29.224	34.404	174	29.918	197	24.902	179	209	19	1:57.578	35.469	126	34.728	114	47.381	54	210
10	1:51.534	34.294	175	31.947	182	45.293	54	208									

11 Wishofer, AUT

theoretical besttime: 1:27.219

1	4:29.105	3:29.796	161	33.000	191	26.309	175		12	1:34.598	36.805	173	32.215	167	25.578	173	181
2	1:32.112	35.622	169	31.144	193	25.346	177	201	13	1:31.012	36.396	170	29.959	200	24.657	177	187
3	1:29.990	34.504	174	30.314	194	25.172	177	206	14	1:27.604	34.050	176	29.333	203	24.221	180	208
4	1:29.170	34.551	175	29.889	200	24.730	179	206	15	1:27.317	33.887	177	29.262	203	24.168	180	210
5	1:29.908	34.668	133	30.435	201	24.805	180	208	16	1:29.560	33.804	177	30.928	192	24.828	179	210
6	1:28.612	34.532	174	29.558	202	24.522	180	210	17	1:28.329	34.058	173	29.634	200	24.637	174	210
7	1:28.028	34.117	175	29.430	203	24.481	180	210	18	1:49.061	34.240	176	29.874	201	44.947	54	208
8	1:28.540	34.290	175	29.639	200	24.611	181	210	19	4:27.074	3:31.708	175	30.743	197	24.623	180	
9	1:50.538	34.457	176	31.009	200	45.072	53	211	20	1:28.367	34.053	177	29.802	193	24.512	180	212
10	9:44.498	8:42.324	149	34.723	164	27.451	162		21	1:27.558	33.789	175	29.538	202	24.231	181	210
11	1:34.798	37.261	162	31.731	174	25.806	156	186									



ADAC Formel 4

Sector List Free Practice 2



Provisional



Motorsportarena Oschersleben, Length: 3696m

Air temperature: 18.24°C

Track temperature: 27.89°C

Weather condition: Dry

DMSB Reg. Nr.: 120/17

Friday, April 28, 2017 11:00:00

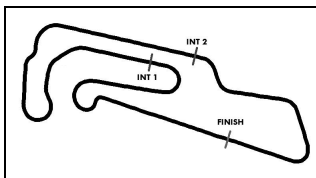
Lap	Time	SE1	SP1	SE2	SP2	SE3	SP3	TSP	Lap	Time	SE1	SP1	SE2	SP2	SE3	SP3	TSP
13	Scherer, CHE									theoretical besttime: 1:26.275							
1	2:12.381	44.309	165	32.575	191	55.497	53		12	1:32.838	35.268	169	32.148	162	25.422	179	207
2	1:59.551	1:04.144	168	30.369	197	25.038	173		13	1:28.237	34.083	172	29.622	196	24.532	179	210
3	1:34.387	34.929	176	32.290	162	27.168	178	203	14	1:27.306	33.605	176	29.030	199	24.671	179	215
4	1:27.994	34.015	175	29.286	201	24.693	180	209	15	1:26.656	33.550	177	29.043	201	24.063	179	211
5	1:32.574	33.996	176	30.888	108	27.690	179	211	16	1:26.593	33.422	177	29.056	202	24.115	179	211
6	1:27.463	33.842	175	29.373	203	24.248	179	210	17	1:34.731	40.779	175	29.716	175	24.236	180	129
7	1:27.292	33.674	175	29.307	201	24.311	177	212	18	1:26.357	33.298	175	29.112	200	23.947	179	215
8	1:27.194	33.769	177	29.260	201	24.165	179	215	19	1:41.057	33.417	177	40.370	123	27.270	180	214
9	1:46.669	33.837	176	29.455	201	43.377	56	210	20	1:26.521	33.435	177	29.138	203	23.948	179	214
10	12:29.991	11:24.139	156	37.162	190	28.690	166		21	1:50.508	33.376	177	29.283	200	47.849	42	212
11	1:37.883	37.273	169	34.090	176	26.520	175	201									

Lap	Time	SE1	SP1	SE2	SP2	SE3	SP3	TSP	Lap	Time	SE1	SP1	SE2	SP2	SE3	SP3	TSP
18	Hanses, DEU									theoretical besttime: 1:27.027							
1	2:19.511	48.848	146	34.818	157	55.845	45		11	10:23.361	9:22.772	151	33.936	179	26.653	164	
2	2:14.373	1:16.993	154	31.893	167	25.487	178		12	1:33.393	36.735	164	31.375	181	25.283	177	172
3	1:30.104	34.968	170	30.305	181	24.831	178	192	13	1:28.716	34.491	174	29.801	201	24.424	180	205
4	1:28.284	34.235	173	29.611	201	24.438	179	207	14	1:27.379	33.906	174	29.196	202	24.277	180	208
5	1:28.500	34.103	175	29.658	202	24.739	181	209	15	1:28.788	33.950	175	29.264	201	25.574	180	209
6	1:28.760	34.193	174	29.944	194	24.623	178	211	16	1:27.113	33.762	175	29.198	200	24.153	178	208
7	1:28.043	34.087	174	29.599	200	24.357	179	207	17	1:28.814	33.758	176	30.249	201	24.807	179	209
8	1:28.059	34.061	174	29.603	201	24.395	179		18	1:27.062	33.784	175	29.205	200	24.073	179	209
9	1:28.878	34.171	174	29.616	200	25.091	180	208	19	1:28.269	33.854	175	29.587	192	24.828	180	209
10	1:48.040	34.724	172	29.701	200	43.615	56	191	20	2:03.856	48.795	172	30.870	175	44.191	56	210

Lap	Time	SE1	SP1	SE2	SP2	SE3	SP3	TSP	Lap	Time	SE1	SP1	SE2	SP2	SE3	SP3	TSP
26	Heinrich, DEU									theoretical besttime: 1:28.212							
1	2:32.424	1:27.939	150	36.125	177	28.360	173		12	1:29.743	34.407	175	30.518	196	24.818	178	205
2	1:36.411	37.164	167	31.920	196	27.327	174	193	13	1:29.616	34.320	175	30.165	198	25.131	180	207
3	1:32.037	35.743	172	30.708	200	25.586	179	201	14	1:28.822	34.422	172	29.722	201	24.678	178	207
4	1:30.542	35.345	173	30.202	200	24.995	180	209	15	1:28.533	34.067	173	29.767	200	24.699	178	208
5	1:28.940	34.370	174	29.758	200	24.812	179	208	16	1:28.427	34.111	175	29.701	199	24.615	177	208
6	1:28.503	34.217	175	29.670	201	24.616	178		17	1:28.600	34.194	173	29.807	199	24.599	178	207
7	1:28.475	34.276	174	29.546	200	24.653	179	208	18	1:48.524	34.155	173	29.852	198	44.517	54	209
8	1:28.965	34.182	175	29.873	201	24.910	178	210	19	4:31.681	3:34.287	130	32.233	197	25.161	179	
9	1:48.599	34.347	175	30.024	198	44.228	54	209	20	1:33.189	34.901	142	32.418	125	25.870	180	209
10	9:52.405	8:56.541	171	30.555	199	25.309	175		21	1:29.045	34.358	175	29.916	200	24.771	179	211
11	1:29.469	34.507	173	29.992	198	24.970	177	203	22	1:50.264	34.251	170	31.063	198	44.950	55	210

Lap	Time	SE1	SP1	SE2	SP2	SE3	SP3	TSP	Lap	Time	SE1	SP1	SE2	SP2	SE3	SP3	TSP
27	Nielsen, DNK									theoretical besttime: 1:26.943							
1	2:21.017	49.222	152	34.972	156	56.823	49		9	9:41.202	8:39.914	167	34.283	193	27.005	175	
2	2:23.281	1:27.842	168	30.625	195	24.814	173		10	1:51.966	35.851	173	31.536	194	44.579	56	203
3	1:28.747	34.407	175	29.623	202	24.717	175	200	11	8:05.702	7:09.602	170	31.059	195	25.041	177	
4	1:31.187	34.209	173	29.955	201	27.023	178	207	12	1:30.970	35.006	171	30.038	193	25.926	180	185
5	1:28.057	34.046	175	29.582	201	24.429	179	208	13	1:27.137	33.864	175	29.221	202	24.052	182	210
6	1:28.060	34.083	174	29.562	202	24.415	179	208	14	1:30.203	33.901	174	31.879	197	24.423	180	212
7	1:51.030	34.016	174	32.518	172	44.496	54	209	15	1:27.030	33.681	175	29.302	199	24.047	179	210
8	6:40.649	5:17.482	129	36.036	151	47.131	55		16	1:27.492	33.675	175	29.678	200	24.139	180	210

Lap	Time	SE1	SP1	SE2	SP2	SE3	SP3	TSP	Lap	Time	SE1	SP1	SE2	SP2	SE3	SP3	TSP
28	Schramm, DEU									theoretical besttime: 1:26.795							
1	2:17.741	46.352	142	34.012	169	57.377	47		11	1:29.721	34.942	172	30.170	200	24.609	180	207
2	2:08.982	1:11.588	169	31.584	197	25.810	178		12	1:27.754	34.027	175	29.421	201	24.306	179	209
3	1:32.167	34.284	175	31.617	152	26.266	178	206	13	1:27.079	33.796	177	29.174	202	24.109	180	208
4	1:28.137	34.306	175	29.409	202	24.422	179	208	14	1:26.955	33.645	176	29.136	200	24.174	179	209
5	1:27.911	34.048	175	29.406	202	24.457	179	209	15	1:32.368	35.427	169	31.661	185	25.280	180	209
6	1:27.811	34.051	174	29.390	201	24.370	178	208	16	1:26.893	33.743	175	29.092	201	24.058	180	210
7	1:33.546	34.101	174	34.129	156	25.316	179	209	17	1:27.027	33.695	175	29.183	201	24.149	179	210
8	1:47.767	34.138	174	29.701	200	43.928	50	208	18	1:36.139	35.759	135	34.099	156	26.281	180	210
9	14:08.984	13:04.853	146	35.511	157	28.620	176		19	1:46.404	33.725	177	29.317	197	43.362	56	210
10	1:35.707	36.624	172	32.621	178	26.462	178	189									



ADAC Formel 4

Sector List Free Practice 2



Provisional

DMSB Reg. Nr.: 120/17



Motorsportarena Oschersleben, Length: 3696m
 Air temperature: 18.24°C
 Track temperature: 27.89°C
 Weather condition: Dry

Friday, April 28, 2017 11:00:00

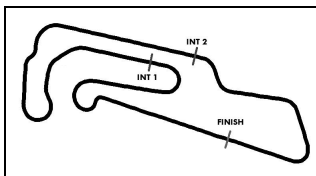
Lap	Time	SE1	SP1	SE2	SP2	SE3	SP3	TSP	Lap	Time	SE1	SP1	SE2	SP2	SE3	SP3	TSP
33 Aberdein, DEU									theoretical besttime: 1:26.485								
1	1:55.472	52.538	153	33.164	171	29.770	156		14	1:33.444	36.779	157	31.701	176	24.964	175	170
2	1:34.508	37.099	152	31.806	162	25.603	164	166	15	1:28.533	34.658	171	29.591	199	24.284	182	202
3	1:31.680	36.213	153	30.652	175	24.815	173	172	16	1:50.074	45.273	118	39.422	129	25.379	181	208
4	1:28.475	34.373	169	29.534	197	24.568	180	198	17	1:37.723	37.166	120	36.086	170	24.471	180	211
5	1:27.281	33.911	175	29.164	203	24.206	179	208	18	1:26.922	33.728	177	29.224	201	23.970	180	210
6	1:27.419	33.839	174	29.306	202	24.274	179	209	19	1:26.665	33.607	176	29.126	202	23.932	180	211
7	1:27.105	33.745	175	29.207	203	24.153	179	210	20	1:36.359	33.649	176	38.443	190	24.267	180	212
8	1:27.379	33.894	173	29.283	201	24.202	179	208	21	1:26.669	33.713	177	29.073	202	23.883	181	211
9	1:27.047	33.704	175	29.280	201	24.063	180	210	22	1:29.523	34.635	172	30.624	191	24.264	181	213
10	1:29.544	33.753	174	31.426	197	24.365	180	210	23	1:27.312	33.713	175	29.199	203	24.400	183	210
11	1:48.030	33.818	175	29.501	203	44.711	54	210	24	1:27.070	33.716	176	29.156	202	24.198	181	215
12	8:01.660	7:00.923	154	33.683	171	27.054	158		25	1:26.558	33.547	176	29.055	202	23.956	180	213
13	1:36.462	37.628	160	32.682	162	26.152	163	172	26	1:53.326	34.104	170	31.127	203	48.095	38	211

42 Hoogenboom, NLD									theoretical besttime: 1:26.938								
1	2:44.523	1:43.079	147	34.163	164	27.281	162		12	9:37.484	8:35.842	149	34.340	170	27.302	157	
2	1:34.533	37.965	170	30.964	197	25.604	170	168	13	1:34.655	37.588	159	31.444	178	25.623	171	168
3	1:31.732	35.891	171	30.480	184	25.361	178	177	14	1:29.662	35.381	176	29.757	199	24.524	178	176
4	1:28.859	34.340	174	29.917	202	24.602	180	208	15	1:27.491	33.780	176	29.437	200	24.274	180	210
5	1:28.957	34.228	175	29.937	200	24.792	178	209	16	1:27.329	33.580	177	29.324	203	24.425	182	211
6	1:30.830	34.102	177	31.009	202	25.719	179	210	17	1:26.963	33.500	177	29.313	200	24.150	180	213
7	1:29.545	34.703	175	30.100	200	24.742	179	209	18	1:27.136	33.543	175	29.423	200	24.170	180	210
8	1:28.645	34.259	175	29.842	200	24.544	180	210	19	1:27.056	33.487	177	29.397	200	24.172	182	211
9	1:28.814	34.151	175	29.971	199	24.692	178	209	20	1:27.088	33.573	176	29.377	201	24.138	180	211
10	1:28.789	34.322	176	29.808	201	24.659	179	209	21	1:47.663	33.526	177	29.952	201	44.185	55	211
11	6:59.302	34.368	174	5:36.161	133	48.773	55	207									

44 Vips, ITA									theoretical besttime: 1:26.423								
1	3:17.683	1:53.912	154	32.429	183	51.342	47		12	1:40.141	39.622	138	35.190	190	25.329	179	202
2	2:54.152	1:31.345	168	31.202	162	51.605	54		13	1:28.375	34.418	174	29.644	203	24.313	179	210
3	2:09.534	1:07.043	169	32.756	98	29.735	175		14	1:27.260	34.015	175	29.311	201	23.934	179	208
4	1:31.714	34.916	174	29.584	195	27.214	176	200	15	1:27.104	33.660	176	29.309	201	24.135	180	210
5	1:30.977	34.200	174	31.098	165	25.679	179	209	16	1:26.590	33.576	176	29.102	202	23.912	180	211
6	1:27.937	34.192	175	29.447	202	24.298	177	209	17	1:26.617	33.524	176	29.296	199	23.797	180	213
7	1:27.446	33.943	175	29.381	202	24.122	179	210	18	1:28.315	33.561	177	30.437	196	24.317	181	212
8	1:27.425	33.980	175	29.243	202	24.202	178	209	19	1:27.784	33.637	175	29.265	202	24.882	180	212
9	1:27.433	33.985	175	29.293	201	24.155	179	207	20	1:27.099	33.784	176	29.197	201	24.118	179	211
10	1:59.175	35.006	145	36.277	148	47.892	54	208	21	1:27.157	33.843	174	29.379	200	23.935	181	210
11	9:28.225	8:24.181	151	34.411	184	29.633	175		22		33.721	173					211

68 Correa, ITA									theoretical besttime: 1:26.377								
1	2:46.667	1:11.730	151	37.027	151	57.910	30		13	1:48.847	34.455	174	30.085	199	44.307	55	208
2	3:00.574	1:32.911	171	33.175	132	54.488	48		14	3:35.036	2:35.188	165	33.310	192	26.538	175	
3	2:03.160	1:08.265	170	30.208	196	24.687	178		15	1:30.442	35.520	170	30.428	196	24.494	176	205
4	1:28.599	34.447	175	29.670	200	24.482	178	207	16	1:28.574	34.537	173	29.830	195	24.207	179	204
5	1:28.271	34.292	175	29.546	200	24.433	177	208	17	1:26.937	33.842	177	29.125	202	23.970	180	210
6	1:28.301	34.372	173	29.604	200	24.325	178	206	18	1:27.389	33.765	177	29.121	201	24.503	179	210
7	1:28.185	34.225	174	29.574	198	24.386	177	207	19	1:26.910	33.732	177	28.971	203	24.207	180	211
8	1:28.092	34.206	173	29.568	199	24.318	178	208	20	1:27.046	33.794	177	29.095	201	24.157	179	213
9	1:28.332	34.428	174	29.551	200	24.353	177	206	21	1:26.884	33.768	176	29.160	201	23.956	181	211
10	1:53.690	34.264	175	29.570	200	49.856	34	207	22	1:26.812	33.683	177	29.234	203	23.895	180	211
11	6:15.952	5:21.123	169	30.100	197	24.729	179		23	1:26.607	33.511	178	29.173	202	23.923	181	212
12	1:29.068	34.825	173	29.658	200	24.585	179	207	24	1:48.783	33.699	175	29.469	202	45.615	45	212

79 Malukas, LTU									theoretical besttime: 1:27.092								
1	1:54.772	48.503	133	38.394	115	27.875	172		12	1:35.954	36.993	160	32.846	188	26.115	173	194
2	1:36.468	38.783	168	32.441	179	25.244	167	198	13	1:33.384	35.810	169	31.640	200	25.934	176	
3	1:32.016	36.010	165	30.952	195	25.054	178	185	14	1:29.235	34.538	176	30.128	199	24.569	180	203
4	1:29.373	34.740	174	29.777	200	24.856	177	207	15	1:27.907	34.056	176	29.483	200	24.368	179	206
5	1:28.601	34.385	174	29.755	200	24.461	177	205	16	1:27.251	33.873	176	29.259	200	24.119	180	209
6	1:28.213	34.081	174	29.679	200	24.453	178	208	17	1:27.236	33.833	176	29.346	200	24.057	180	209



ADAC Formel 4

Sector List Free Practice 2



Provisional

DMSB Reg. Nr.: 120/17



Motorsportarena Oschersleben, Length: 3696m

Air temperature: 18.24°C

Track temperature: 27.89°C

Weather condition: Dry

Friday, April 28, 2017 11:00:00

Lap	Time	SE1	SP1	SE2	SP2	SE3	SP3	TSP	Lap	Time	SE1	SP1	SE2	SP2	SE3	SP3	TSP
7	1:28.373	34.233	175	29.671	200	24.469	179	207	18	1:27.653	33.821	176	29.324	201	24.508	179	211
8	1:28.504	34.305	173	29.624	200	24.575	177	207	19	1:32.643	35.656	168	31.174	194	25.813	180	205
9	1:28.353	34.179	173	29.684	200	24.490	179	208	20	1:27.520	34.004	175	29.385	200	24.131	180	209
10	1:48.294	34.363	174	29.938	199	43.993	56	206	21	1:27.280	33.779	177	29.361	200	24.140	179	210
11	13:05.221	12:01.053	143	36.380	173	27.788	173		22	1:27.177	33.820	177	29.303	200	24.054	181	210

80 Estner, DEU

theoretical besttime: 1:26.986

1	2:10.348	1:07.928	148	35.399	167	27.021	172		13	1:29.097	34.736	176	29.792	204	24.569	181	201
2	1:34.733	37.099	157	31.919	184	25.715	174	174	14	1:27.900	33.975	175	29.491	205	24.434	181	211
3	1:30.759	35.107	171	30.630	198	25.022	180	201	15	1:29.734	33.688	176	31.588	201	24.458	182	212
4	1:31.919	34.556	174	31.289	169	26.074	179	208	16	1:27.475	33.679	178	29.363	203	24.433	181	213
5	1:29.090	34.252	175	30.099	202	24.739	180	208	17	1:27.227	33.728	178	29.245	204	24.254	181	213
6	1:28.880	34.192	176	29.933	201	24.755	179	209	18	1:29.589	35.614	176	29.577	201	24.398	182	213
7	1:28.777	34.388	175	29.740	202	24.649	179	208	19	1:47.032	33.735	177	29.339	203	43.958	54	213
8	1:28.950	34.284	175	29.862	201	24.804	180	209	20	2:31.825	1:37.153	175	29.731	203	24.941	181	
9	1:48.640	34.174	175	29.913	201	44.553	52	209	21	1:27.531	33.831	177	29.443	202	24.257	182	213
10	10:45.167	9:40.499	151	36.856	177	27.812	172		22	1:27.223	33.689	177	29.351	202	24.183	181	212
11	1:34.095	36.591	169	31.556	192	25.948	175	201	23	1:27.157	33.558	177	29.392	203	24.207	181	213
12	1:30.467	34.972	171	30.362	197	25.133	175	202									

81 Waldherr, DEU

theoretical besttime: 1:26.756

1	2:40.701	1:28.056	112	41.061	142	31.584	155		14	1:29.220	34.872	173	29.904	200	24.444	180	208
2	1:48.624	42.828	143	35.840	149	29.956	140	138	15	1:31.500	33.975	175	29.555	201	27.970	179	209
3	1:39.275	40.486	153	33.291	198	25.498	178	163	16	1:27.989	33.907	174	29.766	203	24.316	180	209
4	1:29.418	34.793	172	30.066	200	24.559	178	206	17	1:28.038	33.794	174	29.585	199	24.659	179	209
5	1:28.851	34.460	173	29.663	201	24.728	178	207	18	1:27.606	34.042	175	29.303	201	24.261	180	209
6	1:32.284	34.972	174	32.439	178	24.873	178	207	19	1:26.994	33.714	175	29.204	201	24.076	180	209
7	1:30.279	34.079	173	29.588	201	26.612	178	207	20	1:27.157	33.525	176	29.266	201	24.366	180	210
8	1:28.856	34.203	174	29.788	198	24.865	179	207	21	1:46.036	33.630	176	29.385	202	43.021	55	211
9	1:28.336	34.120	173	29.763	198	24.453	178	208	22	2:46.491	1:52.571	173	29.652	200	24.268	180	
10	1:28.323	34.142	174	29.598	200	24.583	178	207	23	1:27.282	33.762	176	29.389	200	24.131	181	210
11	1:55.068	34.287	173	30.643	197	50.138	39	207	24	1:27.138	33.584	176	29.314	201	24.240	180	211
12	6:54.595	5:52.294	154	34.738	165	27.563	175		25	1:27.450	33.476	175	29.466	200	24.508	181	211
13	1:33.015	36.424	169	31.310	199	25.281	179	187									

83 Moreira-Laliberte, CHE

theoretical besttime: 1:27.804

1	2:11.072	1:09.688	161	34.068	165	27.316	170		6	1:28.537	34.278	175	29.620	200	24.639	180	208
2	1:34.727	37.042	168	31.625	182	26.060	176	177	7	1:28.057	34.099	175	29.503	201	24.455	179	210
3	1:30.605	35.158	173	30.553	202	24.894	180	202	8	1:28.210	34.052	174	29.707	201	24.451	180	209
4	1:52.344	34.385	175	30.623	198	47.336	54	210	9	1:27.804	34.021	175	29.393	202	24.390	180	209
5	3:07.324	2:07.744	170	34.248	161	25.332	179		10		3:26.691	42					208

98 Piro, DEU

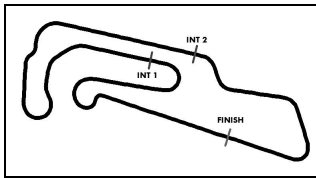
theoretical besttime: 1:27.172

1	25:10.207	24:00.490	110	39.585	128	30.132	152		8	1:29.014	35.143	177	29.406	200	24.465	181	210
2	1:41.539	40.148	136	33.973	152	27.418	143	154	9	1:27.650	33.873	176	29.374	202	24.403	181	213
3	1:33.240	37.354	172	30.625	198	25.261	180	152	10	1:27.421	33.779	175	29.394	202	24.248	181	212
4	1:28.980	34.281	175	29.645	204	25.054	181	210	11	1:27.584	33.819	176	29.395	202	24.370	181	212
5	1:27.904	33.959	175	29.309	205	24.636	181	211	12	1:27.602	33.852	177	29.448	204	24.302	181	214
6	1:48.320	33.814	175	29.597	205	44.909	56	211	13	1:27.177	33.759	177	29.261	204	24.157	182	214
7	2:31.762	1:37.809	175	29.564	203	24.389	180		14	1:27.734	33.754	177	29.534	201	24.446	180	213

99 Weerts, BEL

theoretical besttime: 1:26.821

1	2:21.982	57.106	149	33.836	150	51.040	50		13	1:37.841	37.872	160	32.610	144	27.359	159	161
2	2:45.398	1:46.609	156	32.765	161	26.024	158		14	1:32.671	36.563	160	31.222	181	24.886	174	167
3	1:34.933	36.752	157	31.687	160	26.494	172	160	15	1:28.600	34.509	172	29.684	197	24.407	179	203
4	1:29.125	34.604	173	29.928	198	24.593	178	203	16	1:27.442	33.910	176	29.222	201	24.310	178	208
5	1:27.915	34.147	175	29.427	203	24.341	178	208	17	1:27.209	33.808	177	29.205	200	24.196	180	208
6	1:40.825	46.321	172	29.933	201	24.571	179	210	18	1:27.046	33.661	177	29.222	201	24.163	180	210
7	1:28.094	34.152	175	29.480	201	24.462	178	209	19	1:27.076	33.650	177	29.217	201	24.209	180	212
8	1:36.118	42.166	175	29.625	201	24.327	181	208	20	1:26.890	33.645	177	29.116	200	24.129	180	210
9	1:27.862	34.080	177	29.513	202	24.269	179	209	21	1:27.216	33.755	176	29.336	201	24.125	181	210
10	1:27.989	34.145	175	29.574	201	24.270	179	210	22	1:26.923	33.655	176	29.183	200	24.085	180	211



ADAC Formel 4

Sector List Free Practice 2



Provisional

DMSB Reg. Nr.: 120/17



Motorsportarena Oschersleben, Length: 3696m

Air temperature: 18.24°C

Track temperature: 27.89°C

Weather condition: Dry

Friday, April 28, 2017 11:00:00

Lap	Time	SE1	SP1	SE2	SP2	SE3	SP3	TSP	Lap	Time	SE1	SP1	SE2	SP2	SE3	SP3	TSP
11	1:59.881	35.453	151	36.319	192	48.109	52	208	23	1:27.091	33.637	176	29.286	200	24.168	180	210
12	8:19.745	7:15.939	157	35.955	160	27.851	158		24	1:50.067	33.620	176	31.278	200	45.169	53	211