

ADAC Formel 4

Result List Free Practice 1



Provisional

DMSB Reg. Nr.: 120/17



Motorsportarena Oschersleben, Length: 3696m

Air temperature: 16.34°C

Track temperature: 25.93°C

Weather condition: Dry

Friday, April 28, 2017 8:15:00

started : 24 classified : 23 not classified : 1

Nr.	Drivers	Team	Lap	Best Time	Gap	Diff	Kph	Day Time
Cl.	Car	Competitor						
1	13 F.Scherer(CHE) ADAC Formel 4 powered by Abarth	(T) US Racing(DEU) US Racing	15	1:26.879			153.1	8:55:21
2	27 N.Nielsen(DNK) ADAC Formel 4 powered by Abarth	US Racing(DEU) US Racing	13	1:27.025	0.146	0.146	152.8	8:47:32
3	5 L.Zendeli(DEU) ADAC Formel 4 powered by Abarth	(T) ADAC Berlin-Brandenburg e.V.(DEU) ADAC Berlin-Brandenburg e.V.	10	1:27.089	0.210	0.064	152.7	8:40:19
4	1 F.Drugovich(ITA) ADAC Formel 4 powered by Abarth	(T) Van Amersfoort Racing(NLD) Van Amersfoort Racing	16	1:27.103	0.224	0.014	152.7	8:44:59
5	98 C.Piro(DEU) ADAC Formel 4 powered by Abarth	(T) Team Piro Sport Interdental(DEU) Team Piro Sport Interdental	11	1:27.104	0.225	0.001	152.7	8:38:17
6	18 J.Hanses(DEU) ADAC Formel 4 powered by Abarth	US Racing(DEU) US Racing	13	1:27.127	0.248	0.023	152.7	8:46:57
7	9 M.Armstrong(ITA) ADAC Formel 4 powered by Abarth	(T) Prema Powerteam(ITA) Prema Powerteam	10	1:27.177	0.298	0.050	152.6	8:38:57
8	28 K.Schramm(DEU) ADAC Formel 4 powered by Abarth	(T) US Racing(DEU) US Racing	13	1:27.233	0.354	0.056	152.5	8:48:57
9	7 O.Söderström(SWE) ADAC Formel 4 powered by Abarth	ADAC Berlin-Brandenburg e.V.(DEU) ADAC Berlin-Brandenburg e.V.	12	1:27.280	0.401	0.047	152.4	8:55:26
10	4 S.Flörsch(DEU) ADAC Formel 4 powered by Abarth	(T) ADAC Berlin-Brandenburg e.V.(DEU) ADAC Berlin-Brandenburg e.V.	9	1:27.365	0.486	0.085	152.2	8:50:48
11	42 L.Hoogenboom(NLD) ADAC Formel 4 powered by Abarth	(T) Motopark(DEU) Motopark	12	1:27.370	0.491	0.005	152.2	8:42:16
12	83 K.Laliberte(CHE) ADAC Formel 4 powered by Abarth	(T) Van Amersfoort Racing(NLD) Van Amersfoort Racing	14	1:27.410	0.531	0.040	152.2	8:42:08
13	68 J.Correa(ITA) ADAC Formel 4 powered by Abarth	Prema Powerteam(ITA) Prema Powerteam	10	1:27.508	0.629	0.098	152.0	8:37:39
14	2 F.Vesti(DNK) ADAC Formel 4 powered by Abarth	Van Amersfoort Racing(NLD) Van Amersfoort Racing	22	1:27.551	0.672	0.043	151.9	8:56:46
15	44 J.Vips(ITA) ADAC Formel 4 powered by Abarth	(T) Prema Powerteam(ITA) Prema Powerteam	23	1:27.646	0.767	0.095	151.8	9:00:31
16	80 A.Estner(DEU) ADAC Formel 4 powered by Abarth	(T) Neuhauser Racing(AUT) Neuhauser Racing	14	1:27.841	0.962	0.195	151.4	8:42:12
17	79 D.Malukas(LTU) ADAC Formel 4 powered by Abarth	Motopark(DEU) Motopark	14	1:27.866	0.987	0.025	151.4	8:42:59
18	99 C.Weerts(BEL) R ADAC Formel 4 powered by Abarth	Motopark(DEU) Motopark	12	1:27.894	1.015	0.028	151.3	8:42:26
19	81 M.Waldherr(DEU) ADAC Formel 4 powered by Abarth	(T) Neuhauser Racing(AUT) Neuhauser Racing	17	1:27.993	1.114	0.099	151.2	8:50:41
20	11 M.Wishofer(AUT) R ADAC Formel 4 powered by Abarth	(T) Lechner Racing(AUT) Lechner Racing	19	1:28.095	1.216	0.102	151.0	8:52:56
21	10 R.Wagner(DEU) R ADAC Formel 4 powered by Abarth	(T) Lechner Racing(AUT) Lechner Racing	16	1:29.605	2.726	1.510	148.4	8:44:10
22	26 L.Heinrich(DEU) R ADAC Formel 4 powered by Abarth	Laurin Heinrich(DEU) Laurin Heinrich	14	1:30.015	3.136	0.410	147.8	8:54:14
23	6 T.Beckhäuser(CZE) R ADAC Formel 4 powered by Abarth	ADAC Berlin-Brandenburg e.V.(DEU) ADAC Berlin-Brandenburg e.V.	16	1:31.643	4.764	1.628	145.1	9:00:29

Not classified

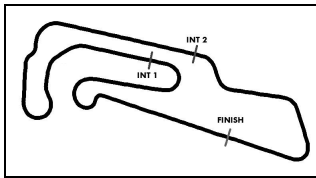
33 J.Aberdein(DEU)
ADAC Formel 4 powered by Abarth

(T) Motopark(DEU)
Motopark

Did not start

3 L.Gachot(GBR)
ADAC Formel 4 powered by Abarth

Van Amersfoort Racing(NLD)
Van Amersfoort Racing



ADAC Formel 4

Result List Free Practice 1



Provisional

DMSB Reg. Nr.: 120/17

Friday, April 28, 2017 8:15:00



Motorsportarena Oschersleben, Length: 3696m
Air temperature: 16.34°C
Track temperature: 25.93°C
Weather condition: Dry

started : 24 classified : 23 not classified : 1

Nr. Drivers	Team	Lap	Best Time	Gap	Diff	Kph	Day Time
Cl. Car	Competitor						

T = nominated for the team classification

Subject to final scrutineering!

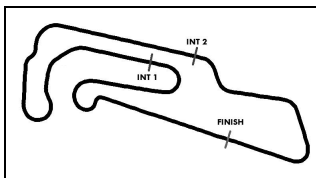
Publication time:	Clerk of the Course: Ralph Bohnhorst	Timekeeper: Steffen Ruhl
-------------------	--------------------------------------	--------------------------

ver: 1.0

www.adac.de/motorsport

Page 2/ 2 printed: 28.4.2017 9:08

CERTINA
S W I S S W A T C H E S



ADAC Formel 4

Sector List Free Practice 1



Provisional

DMSB Reg. Nr.: 120/17



Motorsportarena Oschersleben, Length: 3696m

Air temperature: 16.34°C

Track temperature: 25.93°C

Weather condition: Dry

Friday, April 28, 2017 8:15:00

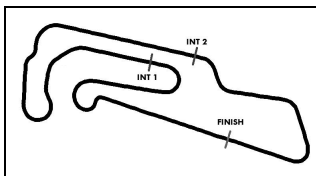
Lap	Time	SE1	SP1	SE2	SP2	SE3	SP3	TSP	Lap	Time	SE1	SP1	SE2	SP2	SE3	SP3	TSP
1 Drugovich, ITA									theoretical besttime: 1:27.020								
1	2:33.044	1:05.961	123	38.477	136	48.606	54		14	1:29.373	35.709	176	29.287	204	24.377	181	211
2	2:43.776	1:42.224	141	34.295	159	27.257	160		15	1:27.221	33.847	176	29.246	204	24.128	180	210
3	1:34.868	37.218	170	31.081	174	26.569	166	173	16	1:27.103	33.763	177	29.160	204	24.180	180	209
4	1:33.255	36.370	167	31.619	196	25.266	176	187	17	1:46.560	33.740	177	29.670	203	43.150	56	209
5	1:29.293	34.501	176	29.614	202	25.178	179	202	18	4:13.417	3:19.279	173	29.683	202	24.455	180	
6	1:59.744	41.026	174	30.762	200	47.956	45	209	19	1:29.806	34.096	177	30.432	204	25.278	181	210
7	4:54.813	3:58.036	164	31.110	201	25.667	180		20	1:28.075	34.060	175	29.693	203	24.322	180	210
8	1:29.264	34.998	172	29.607	204	24.659	180	210	21	1:27.652	33.933	175	29.437	202	24.282	180	210
9	1:28.119	34.174	176	29.600	203	24.345	180	210	22	1:27.448	33.965	175	29.301	203	24.182	180	209
10	1:27.434	33.960	176	29.224	204	24.250	181	209	23	1:30.119	34.241	175	29.698	157	26.180	181	203
11	1:27.218	33.828	176	29.152	203	24.238	180	210	24	1:36.018	41.240	174	30.011	202	24.767	180	210
12	1:27.122	33.786	176	29.156	205	24.180	179	209	25	1:28.135	34.099	176	29.439	202	24.597	179	209
13	1:27.381	33.930	176	29.157	204	24.294	180	210									

2 Vesti, DNK									theoretical besttime: 1:27.400								
1	2:26.474	57.047	142	38.535	154	50.892	53		14	1:27.979	33.980	174	29.558	201	24.441	178	207
2	3:00.212	1:58.666	142	33.940	169	27.606	169		15	1:27.561	33.929	174	29.342	201	24.290	178	207
3	1:34.858	37.022	152	31.880	178	25.956	175	174	16	1:48.197	33.859	174	29.330	202	45.008	54	208
4	1:32.112	35.940	173	30.463	201	25.709	179	180	17	3:43.837	2:47.354	114	31.313	202	25.170	179	
5	1:34.311	36.038	166	30.624	201	27.649	174	209	18	1:28.661	34.476	175	29.633	203	24.552	180	194
6	1:54.429	35.106	173	31.453	198	47.870	51	205	19	1:30.004	34.127	176	30.890	203	24.987	182	209
7	4:46.179	3:48.872	165	31.464	191	25.843	179		20	1:27.909	34.002	175	29.557	203	24.350	179	212
8	1:30.721	35.746	170	29.973	204	25.002	179	207	21	1:27.715	33.841	175	29.572	203	24.302	179	208
9	1:30.044	35.414	175	29.717	203	24.913	180	205	22	1:27.551	33.852	175	29.336	202	24.363	179	209
10	1:28.537	34.114	175	29.654	203	24.769	178	210	23	1:27.576	33.922	175	29.425	201	24.229	180	209
11	1:28.235	33.971	175	29.615	202	24.649	179	208	24	1:28.150	33.968	175	29.628	202	24.554	180	209
12	1:42.282	47.932	173	29.742	203	24.608	179	209	25	1:28.094	34.029	173	29.589	201	24.476	180	209
13	1:28.030	34.098	175	29.394	201	24.538	178	208									

4 Flörsch, DEU									theoretical besttime: 1:26.977								
1	4:19.273	3:06.611	123	41.313	145	31.349	146		9	1:27.365	33.605	175	29.156	203	24.604	180	208
2	2:04.092	41.232	141	35.069	196	47.791	52	151	10	1:29.156	33.565	175	29.767	203	25.824	179	209
3	20:31.778	19:25.117	137	39.032	146	27.629	147		11	1:27.983	33.780	175	29.761	202	24.442	180	209
4	1:33.924	37.609	173	30.832	200	25.483	177	156	12	1:27.726	34.126	173	29.337	202	24.263	180	208
5	1:28.776	34.597	175	29.529	204	24.650	181	209	13	1:27.466	33.796	175	29.307	202	24.363	180	205
6	1:28.075	33.965	175	29.664	203	24.446	180	211	14	1:27.437	33.800	176	29.337	203	24.300	180	208
7	1:27.613	33.898	174	29.286	204	24.429	180	209	15	1:56.730	33.900	164	35.587	173	47.243	45	210
8	1:27.473	33.974	176	29.243	205	24.256	182	212									

5 Zendeli, DEU									theoretical besttime: 1:27.064								
1	2:26.458	1:17.779	143	38.806	149	29.873	155		11	1:29.532	33.940	176	29.551	205	26.041	178	208
2	2:03.726	40.742	144	35.260	185	47.724	55	161	12	1:27.283	33.801	175	29.260	201	24.222	180	208
3	6:57.862	5:34.032	160	34.029	160	49.801	56		13	1:47.344	33.950	175	29.572	204	43.822	54	209
4	5:01.513	4:02.586	167	32.460	190	26.467	174		14	6:00.744	5:05.153	170	30.607	196	24.984	181	
5	1:30.561	35.304	172	30.388	195	24.869	180	202	15	1:31.792	34.006	176	31.228	150	26.558	181	209
6	1:29.100	34.560	175	29.787	203	24.753	180	208	16	1:28.625	33.757	177	29.597	204	25.271	181	210
7	1:28.300	34.229	175	29.637	203	24.434	180	209	17	1:27.570	33.906	176	29.260	204	24.404	181	210
8	1:27.618	33.891	175	29.329	203	24.398	180	209	18	1:29.416	33.826	176	29.202	203	26.388	180	210
9	1:27.173	33.744	176	29.178	203	24.251	180	208	19	1:41.400	45.118	156	30.639	197	25.643	180	209
10	1:27.089	33.705	176	29.203	204	24.181	180	209	20	1:27.372	33.842	176	29.284	203	24.246	180	209

6 Beckhäuser, CZE									theoretical besttime:								
1	2:50.453					2:50.453			9	1:33.544							
2	14:04.670								10	1:33.450							
3	1:46.490								11	7:34.645							
4	1:40.651								12	1:35.434							
5	1:40.015								13	1:31.745							
6	1:37.051								14	1:46.227							
7	1:34.429								15	1:33.366							
8	1:35.553								16	1:31.643							



ADAC Formel 4

Sector List Free Practice 1



Provisional

DMSB Reg. Nr.: 120/17



Motorsportarena Oschersleben, Length: 3696m

Air temperature: 16.34°C

Track temperature: 25.93°C

Weather condition: Dry

Friday, April 28, 2017 8:15:00

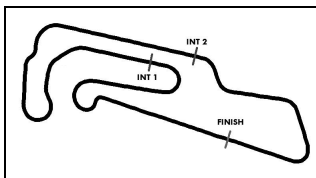
Lap	Time	SE1	SP1	SE2	SP2	SE3	SP3	TSP	Lap	Time	SE1	SP1	SE2	SP2	SE3	SP3	TSP
7 Söderström, SWE									theoretical besttime: 1:27.268								
1	4:24.488	3:10.176	116	40.844	112	33.468	153		9	1:29.114	35.051	173	29.576	205	24.487	181	209
2	2:03.973	40.439	156	34.386	163	49.148	49	149	10	1:29.839	33.749	178	30.853	204	25.237	182	211
3	20:28.594	19:26.949	167	34.038	175	27.607	174		11	1:28.043	33.762	176	29.769	206	24.512	180	211
4	1:38.575	38.111	165	31.506	144	28.958	178	160	12	1:27.280	33.742	177	29.203	204	24.335	182	211
5	1:30.016	35.066	173	29.800	202	25.150	178	209	13	1:27.502	33.871	176	29.253	202	24.378	181	209
6	1:28.789	34.353	176	29.607	200	24.829	179	207	14	1:27.787	33.894	176	29.443	201	24.450	179	212
7	1:29.321	35.368	176	29.380	203	24.573	181	208	15	1:51.966	33.818	175	29.380	201	48.768	38	209
8	1:27.409	33.879	175	29.207	203	24.323	181	209									

Lap	Time	SE1	SP1	SE2	SP2	SE3	SP3	TSP	Lap	Time	SE1	SP1	SE2	SP2	SE3	SP3	TSP
9 Armstrong, ITA									theoretical besttime: 1:27.104								
1	2:45.870	1:19.083	132	38.249	168	48.538	54		12	1:31.569	35.784	171	30.813	201	24.972	179	210
2	5:46.912	4:43.173	130	36.215	179	27.524	174		13	1:27.615	33.909	175	29.308	203	24.398	180	209
3	1:35.868	37.859	166	31.494	196	26.515	172	204	14	1:29.555	34.958	174	30.218	198	24.379	178	211
4	1:55.180	35.620	170	32.375	167	47.185	49	202	15	1:27.305	33.878	175	29.193	203	24.234	177	207
5	4:31.462	3:34.311	171	31.350	194	25.801	176		16	1:48.580	34.121	172	30.601	200	43.858	55	208
6	1:30.024	34.950	170	30.117	197	24.957	178	203	17	5:10.899	4:15.733	170	30.486	196	24.680	179	
7	1:28.701	34.320	175	29.568	202	24.813	179	207	18	1:28.013	34.082	173	29.529	201	24.402	179	207
8	1:27.886	34.095	174	29.426	203	24.365	178	208	19	1:27.755	33.982	174	29.489	199	24.284	178	208
9	1:27.642	33.878	175	29.425	203	24.339	178	209	20	1:27.816	33.969	175	29.484	201	24.363	178	207
10	1:27.177	33.750	175	29.266	202	24.161	179	210	21	1:29.292	33.948	175	30.032	171	25.312	177	207
11	1:27.254	33.816	175	29.272	202	24.166	178	208	22	1:48.515	34.170	175	29.754	198	44.591	56	208

Lap	Time	SE1	SP1	SE2	SP2	SE3	SP3	TSP	Lap	Time	SE1	SP1	SE2	SP2	SE3	SP3	TSP
10 Wagner, DEU									theoretical besttime: 1:29.042								
1	2:43.955	1:31.977	136	40.209	151	31.769	156		13	1:30.391	34.741	172	30.364	201	25.286	180	208
2	1:46.545	41.739	136	35.827	158	28.979	169	167	14	1:30.133	34.473	175	30.316	201	25.344	179	210
3	1:37.768	37.766	169	32.804	196	27.198	177	193	15	1:29.790	34.419	175	30.240	204	25.131	179	210
4	1:35.453	36.710	172	31.751	200	26.992	177	206	16	1:29.605	34.603	175	30.040	201	24.962	179	210
5	1:33.393	35.857	172	31.294	200	26.242	177	208	17	1:48.473	34.053	174	30.027	202	44.393	54	210
6	1:33.141	35.132	173	31.153	200	26.856	173	209	18	4:52.557	3:52.326	170	32.268	177	27.963	176	
7	2:01.960	38.177	163	34.439	152	49.344	54	165	19	1:31.245	35.229	171	30.994	199	25.022	179	204
8	4:09.345	3:08.258	169	33.741	172	27.346	175		20	1:43.510	35.277	176	40.683	156	27.550	177	202
9	1:35.264	36.092	172	32.235	198	26.937	178	206	21	1:30.483	34.915	175	30.343	202	25.225	179	207
10	1:31.422	35.033	172	30.673	201	25.716	179	208	22	1:29.926	34.540	176	30.248	203	25.138	181	209
11	1:31.040	34.640	174	30.789	201	25.611	179	208	23	1:29.686	34.223	176	30.290	201	25.173	180	210
12	1:30.855	34.543	172	30.658	202	25.654	178	208	24	1:29.837	34.190	176	30.313	201	25.334	178	209

Lap	Time	SE1	SP1	SE2	SP2	SE3	SP3	TSP	Lap	Time	SE1	SP1	SE2	SP2	SE3	SP3	TSP
11 Wishofer, AUT									theoretical besttime: 1:27.820								
1	2:56.084	1:42.599	128	41.085	164	32.400	151		13	1:28.957	34.496	177	29.665	203	24.796	180	212
2	1:46.676	41.929	155	35.721	169	29.026	161	175	14	1:28.125	34.058	176	29.516	203	24.551	183	208
3	1:39.527	38.271	159	33.722	174	27.534	170	185	15	1:29.196	34.428	176	29.843	205	24.925	181	211
4	1:35.952	36.566	162	32.489	178	26.897	174	200	16	1:50.769	35.364	175	30.604	203	44.801	54	211
5	1:32.807	35.359	171	31.194	199	26.254	177	203	17	3:57.811	3:02.263	167	30.622	198	24.926	177	
6	1:52.776	35.145	170	31.028	200	46.603	53	207	18	1:28.689	34.327	176	29.690	203	24.672	180	208
7	5:41.397	4:42.889	169	32.321	195	26.187	176		19	1:28.095	33.938	177	29.546	203	24.611	181	209
8	1:32.009	35.045	173	31.187	198	25.777	180	200	20	1:28.127	34.058	177	29.405	205	24.664	182	210
9	1:31.315	34.966	175	30.638	204	25.711	180	211	21	1:28.180	34.035	176	29.460	205	24.685	182	212
10	1:33.986	38.497	173	30.381	202	25.108	179	212	22	1:28.193	34.189	177	29.331	206	24.673	180	213
11	1:29.060	34.444	175	29.771	203	24.845	180	208	23	1:29.519	33.964	177	30.790	202	24.765	180	210
12	1:32.512	34.127	176	32.469	158	25.916	180	210	24	1:29.119	34.120	176	30.267	201	24.732	181	210

Lap	Time	SE1	SP1	SE2	SP2	SE3	SP3	TSP	Lap	Time	SE1	SP1	SE2	SP2	SE3	SP3	TSP
13 Scherer, CHE									theoretical besttime: 1:26.590								
1	8:30.292	7:21.985	147	39.128	182	29.179	153		11	1:56.305	40.028	174	29.598	200	46.679	46	210
2	1:41.323	40.976	160	32.802	191	27.545	173	193	12	6:14.057	5:16.551	91	32.413	192	25.093	177	
3	1:55.871	35.879	168	31.746	197	48.246	41	202	13	1:30.247	34.036	177	30.403	200	25.808	179	210
4	6:39.893	5:41.498	167	31.941	189	26.454	173		14	1:27.419	33.751	176	29.412	203	24.256	179	213
5	1:30.934	35.430	173	30.395	199	25.109	178	202	15	1:26.879	33.673	176	29.240	203	23.966	179	210
6	1:28.600	34.554	175	29.573	203	24.473	179	209	16	1:35.696	40.876	171	30.153	191	24.667	179	210
7	1:28.207	34.380	175	29.326	203	24.501	179	210	17	1:26.898	33.747	177	29.004	204	24.147	180	210
8	1:27.420	33.746	176	29.243	201	24.431	177	210	18	1:27.065	33.620	177	29.339	201	24.106	182	213
9	1:36.166	33.649	177	29.353	204	33.164	179	210	19	1:54.858	33.936	176	30.015	200	50.907	53	210
10	1:26.999	33.671	176	29.248	204	24.080	178	210									



ADAC Formel 4

Sector List Free Practice 1



Provisional

DMSB Reg. Nr.: 120/17



Motorsportarena Oschersleben, Length: 3696m

Air temperature: 16.34°C

Track temperature: 25.93°C

Weather condition: Dry

Friday, April 28, 2017 8:15:00

Lap	Time	SE1	SP1	SE2	SP2	SE3	SP3	TSP	Lap	Time	SE1	SP1	SE2	SP2	SE3	SP3	TSP
-----	------	-----	-----	-----	-----	-----	-----	-----	-----	------	-----	-----	-----	-----	-----	-----	-----

18 Hanses, DEU

theoretical besttime: 1:27.057

1	8:54.753	7:48.666	128	37.086	157	29.001	149		11	1:27.355	33.994	174	29.196	202	24.165	179	207
2	1:37.795	38.694	159	31.773	177	27.328	174	158	12	1:27.500	33.758	175	29.314	199	24.428	179	208
3	1:56.298	36.217	160	33.438	177	46.643	55	195	13	1:27.127	33.828	175	29.194	201	24.105	179	208
4	5:57.785	5:01.280	167	31.033	198	25.472	178		14	1:27.388	33.850	175	29.349	200	24.189	179	208
5	1:31.587	34.850	173	31.662	199	25.075	180	207	15	1:48.233	33.845	175	29.822	201	44.566	56	208
6	1:29.808	34.581	168	30.332	200	24.895	179	209	16	4:10.925	3:16.035	171	30.143	200	24.747	179	
7	1:28.291	34.070	173	29.627	200	24.594	179	209	17	1:28.179	34.071	175	29.618	198	24.490	179	208
8	1:28.803	34.664	175	29.633	201	24.506	180	208	18	1:27.955	34.231	175	29.360	202	24.364	179	208
9	1:41.959	47.676	174	29.793	201	24.490	179	208	19	1:32.715	33.928	175	33.469	197	25.318	178	208
10	1:27.705	34.133	174	29.347	202	24.225	178	208	20	1:27.897	34.190	174	29.440	201	24.267	180	208

26 Heinrich, DEU

theoretical besttime: 1:29.741

1	2:03.412	53.938	145	38.914	170	30.560	167		10	1:52.605	36.236	175	30.594	200	45.775	50	206
2	1:42.002	39.482	159	33.952	189	28.568	170	196	11	5:10.468	4:14.232	173	30.558	200	25.678	175	
3	1:37.002	37.078	171	33.034	192	26.890	170	199	12	1:30.088	34.944	174	30.109	200	25.035	178	207
4	1:33.996	36.241	165	31.572	193	26.183	173	199	13	1:30.756	34.802	174	30.295	200	25.659	178	208
5	1:33.652	35.606	173	31.400	186	26.646	175	202	14	1:30.015	34.597	173	30.158	200	25.260	178	209
6	14:04.947	35.393	172	30.892	200	12:58.662		207	15	1:31.863	34.703	174	31.519	172	25.641	178	210
7	2:00.996	1:01.363	168	33.022	180	26.611	175		16	1:52.071	36.043	173	30.457	199	45.571	46	209
8	1:32.659	35.750	173	31.172	189	25.737	175	198	17	3:30.143	2:33.874	175	30.582	198	25.687	175	
9	1:31.092	35.149	173	30.355	200	25.588	176	208									

27 Nielsen, DNK

theoretical besttime: 1:27.021

1	7:36.690	6:29.821	162	37.394	183	29.475	170		11	1:27.153	33.802	175	29.168	203	24.183	179	208
2	1:38.297	38.113	164	33.346	191	26.838	173	200	12	1:27.107	33.731	175	29.166	202	24.210	180	209
3	1:33.972	35.507	170	30.916	194	27.549	170	201	13	1:27.025	33.735	176	29.152	203	24.138	179	209
4	2:00.727	38.252	147	34.150	167	48.325	56	169	14	1:47.146	33.826	175	29.361	202	43.959	56	208
5	7:59.415	7:01.514	166	32.171	193	25.730	174		15	5:21.379	4:18.963	120	35.028	190	27.388	178	
6	1:29.807	34.973	171	30.134	196	24.700	179	201	16	1:31.178	34.247	175	29.701	196	27.230	179	206
7	1:28.125	34.175	175	29.419	202	24.531	179	208	17	1:27.734	33.916	176	29.474	203	24.344	180	208
8	1:27.644	33.945	175	29.330	202	24.369	180	208	18	1:27.917	33.887	175	29.556	201	24.474	180	209
9	1:28.070	34.324	176	29.424	201	24.322	179	208	19	1:27.652	33.858	176	29.493	201	24.301	179	208
10	1:27.430	33.937	175	29.234	203	24.259	179	208									

28 Schramm, DEU

theoretical besttime: 1:27.205

1	8:10.564	7:01.816	132	38.648	150	30.100	164		10	1:28.183	34.218	175	29.494	203	24.471	180	209
2	1:40.319	38.664	168	33.866	183	27.789	176	186	11	1:27.817	34.143	176	29.336	203	24.338	180	209
3	1:57.467	35.782	172	31.451	200	50.234	52	206	12	1:27.389	33.892	175	29.192	203	24.305	179	208
4	5:50.157	4:50.813	169	32.488	197	26.856	177		13	1:27.233	33.789	176	29.176	202	24.268	179	208
5	1:31.431	35.775	172	30.511	200	25.145	180	194	14	1:27.453	33.761	175	29.309	203	24.383	179	208
6	2:01.242	34.434	175	41.128	198	45.680	56	210	15	1:48.222	34.110	173	29.571	202	44.541	48	208
7	3:55.243	2:57.508	143	31.854	198	25.881	179		16	5:32.720	4:34.126	171	32.777	154	25.817	178	
8	1:30.825	35.039	169	30.412	195	25.374	178	208	17	1:30.458	34.473	175	29.922	173	26.063	174	208
9	1:28.912	34.446	174	29.691	203	24.775	178	207	18	1:28.081	34.239	176	29.486	201	24.356	180	207

33 Aberdein, DEU

theoretical besttime:

1	22:27.960	21:01.999	136	37.749	180	48.212	53										
---	-----------	-----------	------------	---------------	------------	--------	----	--	--	--	--	--	--	--	--	--	--

42 Hoogenboom, NLD

theoretical besttime: 1:27.186

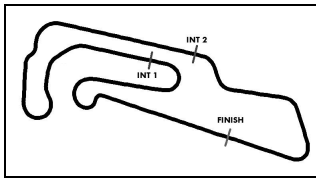
1	2:38.200	1:29.247	135	38.924	151	30.029	156		12	1:27.370	33.901	177	29.271	202	24.198	181	211
2	2:01.298	39.630	144	34.774	155	46.894	55	159	13	1:27.541	33.816	175	29.342	202	24.383	179	211
3	4:48.308	3:48.797	144	33.219	198	26.292	176		14	1:46.605	33.762	175	29.535	200	43.308	56	208
4	1:52.673	35.638	170	31.167	198	45.868	55	204	15	5:14.464	4:18.813	171	30.710	197	24.941	181	
5	5:35.926	4:38.603	160	31.427	200	25.896	180		16	1:32.033	34.045	176	31.937	203	26.051	179	208
6	1:31.406	36.055	175	30.297	202	25.054	180	210	17	1:27.908	33.951	177	29.579	201	24.378	181	208
7	1:29.027	34.318	175	29.949	202	24.760	180	210	18	1:27.813	33.876	175	29.483	203	24.454	180	208
8	1:28.258	34.094	175	29.671	202	24.493	181	208	19	1:27.770	33.797	176	29.626	201	24.347	180	208
9	1:28.019	33.974	176	29.479	203	24.566	180	210	20	1:27.826	33.879	175	29.492	202	24.455	179	210
10	1:27.921	34.124	175	29.535	203	24.262	180	211	21	1:27.803	33.958	177	29.495	202	24.350	178	209

ver: 1.0

www.adac.de/motorsport

Page 3 / 5 printed: 28.4.2017 9:05

CERTINA
S W I S S W A T C H E S



ADAC Formel 4

Sector List Free Practice 1



Provisional

DMSB Reg. Nr.: 120/17



Motorsportarena Oschersleben, Length: 3696m

Air temperature: 16.34°C

Track temperature: 25.93°C

Weather condition: Dry

Friday, April 28, 2017 8:15:00

Lap	Time	SE1	SP1	SE2	SP2	SE3	SP3	TSP	Lap	Time	SE1	SP1	SE2	SP2	SE3	SP3	TSP
11	1:27.456	33.717	177	29.359	203	24.380	180	210	22	1:47.147	33.953	177	29.820	201	43.374	56	210

44 Vips, ITA

theoretical besttime: 1:27.400

1	2:50.207	1:20.753	122	39.871	139	49.583	47		13	1:27.667	33.946	174	29.542	202	24.179	180	206
2	4:15.832	3:16.977	165	32.515	192	26.340	175		14	1:49.648	33.899	175	29.322	201	46.427	38	208
3	1:32.026	35.879	173	30.671	200	25.476	178	201	15	3:57.070	3:02.470	174	29.983	202	24.617	179	
4	1:40.210	35.299	173	31.638	194	33.273	176		16	1:35.773	34.019	175	29.333	202	32.421	178	208
5	1:53.729	34.915	175	33.147	149	45.667	54	208	17	1:28.068	34.258	174	29.515	202	24.295	181	209
6	4:32.318	3:33.904	166	32.073	196	26.341	179		18	1:44.603	33.970	177	42.889	159	27.744	180	212
7	1:29.311	34.927	175	29.691	203	24.693	178	209	19	1:30.631	34.045	175	29.769	202	26.817	180	210
8	1:28.315	34.266	175	29.715	201	24.334	178	209	20	1:54.960	49.642	74	40.701	201	24.617	179	210
9	1:28.067	34.089	175	29.450	200	24.528	179	209	21	1:28.150	34.439	175	29.367	202	24.344	178	209
10	1:27.712	34.091	174	29.365	203	24.256	179	209	22	1:28.205	34.259	176	29.562	202	24.384	178	
11	1:32.536	34.051	168	33.871	197	24.614	179	208	23	1:27.646	34.010	176	29.409	202	24.227	180	209
12	1:28.277	34.150	172	29.574	200	24.553	178	209									

68 Correa, ITA

theoretical besttime: 1:27.456

1	2:43.006	1:15.427	159	37.025	186	50.554	51		12	1:27.966	34.136	174	29.437	200	24.393	177	206
2	4:33.087	3:31.526	168	33.541	194	28.020	172		13	1:28.127	34.097	175	29.473	201	24.557	177	206
3	1:34.716	36.386	168	32.310	196	26.020	176	201	14	1:48.761	34.141	174	29.500	201	45.120	46	207
4	1:32.054	35.421	171	30.591	192	26.042	172	204	15	4:38.467	3:43.397	168	30.458	196	24.612	179	
5	1:55.698	34.895	174	31.805	155	48.998	50	200	16	1:34.726	40.466	175	29.773	195	24.487	179	208
6	4:28.048	3:30.059	168	32.632	193	25.357	178		17	1:28.500	34.385	175	29.681	201	24.434	179	208
7	1:29.043	34.665	175	29.733	202	24.645	177	208	18	1:28.349	34.188	175	29.631	201	24.530	179	208
8	1:28.012	34.362	173	29.402	201	24.248	178	209	19	1:48.224	34.586	174	29.653	203	43.985	55	208
9	1:27.758	34.013	175	29.483	201	24.262	180	208	20	3:05.388	2:11.142	168	29.774	196	24.472	178	
10	1:27.508	33.912	176	29.296	202	24.300	179	209	21	1:28.295	34.202	176	29.643	199	24.450	178	207
11	1:27.980	34.214	174	29.425	203	24.341	178	208	22	1:28.165	34.195	176	29.611	200	24.359	177	208

79 Malukas, LTU

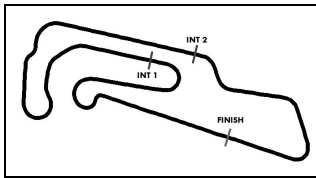
theoretical besttime: 1:27.807

1	3:12.404	2:00.189	131	41.900	146	30.315	160		13	1:28.010	33.912	175	29.617	201	24.481	180	207
2	1:44.973	39.804	145	36.552	160	28.617	167	180	14	1:27.866	33.911	175	29.537	200	24.418	178	208
3	1:35.448	36.917	168	32.144	188	26.387	176	191	15	1:29.379	34.021	174	29.991	196	25.367	178	208
4	1:32.466	35.482	172	31.246	198	25.738	179	206	16	1:48.142	34.079	175	29.530	201	44.533	53	208
5	1:31.702	35.294	173	30.882	198	25.526	178	200	17	6:16.396	5:16.885	156	33.596	193	25.915	175	
6	1:52.727	34.698	175	31.322	200	46.707	56	208	18	1:29.336	34.616	175	30.077	198	24.643	178	201
7	6:04.950	5:05.559	159	33.170	186	26.221	177		19	1:28.176	34.090	175	29.622	200	24.464	182	208
8	1:31.014	35.154	173	30.672	201	25.188	179	206	20	1:33.984	35.349	125	32.891	186	25.744	179	210
9	1:29.557	34.416	174	30.221	200	24.920	179	207	21	1:28.147	34.061	175	29.541	200	24.545	179	208
10	1:28.760	34.062	175	29.950	200	24.748	177	208	22	1:27.935	34.008	176	29.478	200	24.449	181	208
11	1:30.345	35.168	170	30.168	200	25.009	180	206	23	1:28.423	34.055	176	29.774	200	24.594	180	210
12	1:28.225	33.974	176	29.753	201	24.498	180	207									

80 Estner, DEU

theoretical besttime: 1:27.831

1	3:16.449	1:58.169	120	45.133	140	33.147	139		13	1:28.076	33.971	176	29.503	203	24.602	180	210
2	1:52.619	45.652	134	38.012	190	28.955	172	140	14	1:27.841	33.897	175	29.507	201	24.437	181	210
3	1:38.110	37.786	169	33.242	194	27.082	175	202	15	1:48.834	33.929	175	29.709	202	45.196	45	210
4	1:34.415	36.262	169	32.252	194	25.901	175	205	16	5:54.985	4:59.354	169	30.680	198	24.951	180	
5	1:32.726	35.497	171	31.218	196	26.011	169	203	17	1:28.829	34.313	175	29.757	202	24.759	181	208
6	1:55.695	35.322	171	30.418	203	49.955	54	202	18	1:28.513	33.997	176	29.936	203	24.580	180	210
7	5:01.558	4:03.959	167	31.175	198	26.424	175		19	1:28.635	34.336	175	29.768	202	24.531	180	210
8	1:30.249	35.011	168	30.067	200	25.171	181	206	20	1:28.049	34.003	175	29.560	202	24.486	180	210
9	1:29.028	34.210	175	29.900	204	24.918	181	211	21	1:28.214	34.032	176	29.548	203	24.634	180	210
10	1:28.553	34.164	175	29.683	204	24.706	181	212	22	1:28.050	34.016	176	29.564	202	24.470	180	209
11	1:28.295	33.952	175	29.636	203	24.707	181	212	23	1:28.046	33.980	175	29.635	202	24.431	180	210
12	1:28.341	34.092	176	29.671	202	24.578	181	211									



ADAC Formel 4

Sector List Free Practice 1



Provisional

DMSB Reg. Nr.: 120/17



Motorsportarena Oschersleben, Length: 3696m
 Air temperature: 16.34°C
 Track temperature: 25.93°C
 Weather condition: Dry

Friday, April 28, 2017 8:15:00

Lap	Time	SE1	SP1	SE2	SP2	SE3	SP3	TSP	Lap	Time	SE1	SP1	SE2	SP2	SE3	SP3	TSP
81 Waldherr, DEU									theoretical besttime: 1:27.762								
1	3:27.780	2:02.781	105	47.578	131	37.421	119		13	1:28.230	34.051	175	29.498	203	24.681	180	
2	2:01.748	49.299	134	40.300	152	32.149	141	124	14	1:47.207	34.433	175	30.122	203	42.652	57	209
3	1:55.614	45.341	128	39.012	129	31.261	127	151	15	4:55.271	4:00.053	172	30.254	201	24.964	180	
4	1:44.736	43.523	155	34.230	194	26.983	177	139	16	1:28.697	34.580	175	29.607	202	24.510	180	208
5	1:35.837	36.050	172	31.389	200	28.398	175	207	17	1:27.993	34.117	176	29.410	203	24.466	181	209
6	2:02.265	37.515	120	34.102	184	50.648	55	206	18	1:56.884	33.886	175	34.998	192	48.000	55	209
7	4:08.021	3:10.195	172	31.811	196	26.015	175		19	2:50.412	1:54.710	175	30.809	201	24.893	180	
8	1:33.097	37.569	174	30.330	203	25.198	179	208	20	1:29.369	34.439	175	30.028	201	24.902	180	209
9	1:30.460	34.597	174	30.804	201	25.059	180	210	21	1:28.649	34.067	176	29.837	201	24.745	180	210
10	1:28.867	34.326	175	29.820	203	24.721	182	210	22	1:28.522	34.088	175	29.759	201	24.675	179	209
11	1:35.997	39.867	145	30.911	203	25.219	179	212	23	1:38.423	43.052	175	30.340	200	25.031	179	208
12	1:29.068	34.613	175	29.829	203	24.626	180	208									

Lap	Time	SE1	SP1	SE2	SP2	SE3	SP3	TSP	Lap	Time	SE1	SP1	SE2	SP2	SE3	SP3	TSP
83 Laliberte, CHE									theoretical besttime: 1:27.235								
1	2:31.261	1:02.471	163	38.637	183	50.153	53		13	1:28.678	34.364	176	29.748	198	24.566	180	209
2	3:39.329	2:39.265	163	33.711	190	26.353	171		14	1:27.410	33.870	177	29.265	202	24.275	180	208
3	1:34.047	36.560	168	31.603	193	25.884	174	198	15	1:50.184	35.087	176	29.423	202	45.674	41	210
4	1:37.685	35.422	169	30.931	205	31.332	177	199	16	4:40.811	3:46.216	173	30.019	197	24.576	179	
5	1:29.699	34.764	174	29.786	203	25.149	178	208	17	1:27.562	33.808	176	29.190	203	24.564	180	208
6	2:02.744	37.189	155	34.298	179	51.257	54	199	18	1:27.701	33.873	177	29.207	204	24.621	180	209
7	3:55.787	2:57.859	170	31.487	188	26.441	179		19	1:28.377	33.804	177	30.101	192	24.472	181	211
8	1:28.993	34.531	170	29.622	206	24.840	182	209	20	1:29.421	33.921	176	30.991	199	24.509	180	210
9	1:28.317	34.623	175	29.332	204	24.362	182	214	21	1:27.831	34.053	175	29.432	203	24.346	180	209
10	1:27.778	33.770	178	29.494	206	24.514	181	211	22	1:40.885	41.837	93	31.490	202	27.558	180	209
11	1:27.912	33.791	176	29.235	204	24.886	180	212	23	1:28.750	34.242	176	29.703	203	24.805	180	209
12	1:28.436	34.268	175	29.631	203	24.537	180	209	24	1:27.890	34.160	176	29.406	202	24.324	180	210

Lap	Time	SE1	SP1	SE2	SP2	SE3	SP3	TSP	Lap	Time	SE1	SP1	SE2	SP2	SE3	SP3	TSP
98 Piro, DEU									theoretical besttime: 1:26.957								
1	3:15.102	1:55.148	89	46.294	108	33.660	121		12	1:27.172	33.682	176	29.089	206	24.401	180	210
2	1:55.618	48.596	113	37.971	151	29.051	153	117	13	1:46.509	33.893	175	29.179	203	43.437	55	211
3	1:39.858	39.196	151	33.451	160	27.211	178	155	14	5:12.809	4:17.778	169	30.126	203	24.905	180	
4	1:35.550	38.112	169	31.757	197	25.681	178	183	15	1:27.516	33.956	175	29.226	204	24.334	180	209
5	1:30.468	34.832	168	30.413	201	25.223	180	207	16	1:27.444	33.831	174	29.212	201	24.401	179	209
6	1:55.854	34.372	174	29.878	188	51.604	54	211	17	1:27.339	33.842	175	29.248	204	24.249	182	210
7	5:33.140	4:37.017	171	30.822	200	25.301	179		18	1:43.313	42.203	104	35.943	197	25.167	181	211
8	1:28.647	34.403	170	29.688	204	24.556	181	210	19	1:27.766	33.967	175	29.375	204	24.424	181	210
9	1:27.738	33.967	175	29.241	205	24.530	180	210	20	1:27.358	33.737	176	29.333	203	24.288	180	211
10	1:27.588	33.994	174	29.233	205	24.361	181	209	21	1:48.350	34.918	174	29.719	203	43.713	54	210
11	1:27.104	33.829	175	29.081	206	24.194	181	211									

Lap	Time	SE1	SP1	SE2	SP2	SE3	SP3	TSP	Lap	Time	SE1	SP1	SE2	SP2	SE3	SP3	TSP
99 Weerts, BEL									theoretical besttime: 1:27.612								
1	2:30.034	1:00.637	140	38.646	159	50.751	52		12	1:27.894	34.124	176	29.296	204	24.474	179	208
2	5:34.172	4:31.349	163	34.920	160	27.903	159		13	1:48.561	33.948	175	29.920	202	44.693	54	208
3	1:37.324	38.149	161	32.764	161	26.411	170	153	14	4:07.490	3:12.725	171	30.035	196	24.730	179	
4	1:55.993	35.149	172	30.506	197	50.338	49	200	15	1:28.167	34.211	175	29.489	202	24.467	180	208
5	5:10.038	4:12.488	162	31.741	181	25.809	171		16	1:28.044	34.115	175	29.497	201	24.432	180	208
6	1:29.652	34.732	175	30.043	196	24.877	179	202	17	1:28.557	34.070	176	29.881	201	24.606	179	208
7	1:29.855	34.405	175	30.273	176	25.177	180	209	18	1:42.245	46.835	172	30.667	184	24.743	179	209
8	1:28.042	34.152	176	29.522	202	24.368	180	210	19	1:28.332	34.163	175	29.631	202	24.538	180	210
9	1:34.916	40.707	175	29.694	204	24.515	179	210	20	1:28.059	34.162	175	29.489	202	24.408	180	208
10	1:39.370	44.350	175	29.948	204	25.072	179	208	21	1:29.438	34.296	175	29.980	191	25.162	178	
11	1:28.337	34.367	175	29.542	203	24.428	178	209	22	1:49.348	34.293	176	29.624	202	45.431	54	209