

# ADAC TCR Germany

## Result List Qualifying 1



Provisional

Circuit Zandvoort, Length: 4307m

Air temperature: 23.25°C

Track temperature: 23.52°C

Weather condition: Wet

Reg. Nr.: KNAF 0301.16.184

Friday, August 19, 2016 16:20:00

started : 17      classified : 16      not classified : 1

Nr.	Drivers	Sponsor	Lap	Best Time	Gap	Diff	Kph	Day Time
Cl.	Car	Competitor						
1	99 J.Files(GBR) Honda Civic TCR	Target SRL	8	1:48.962			142.2	16:40:44
2	6 T.Zimmermann(DEU) VW Golf GTI TCR	Liqui Moly Team Engstler	7	1:49.299	0.337	0.337	141.8	16:39:46
3	41 S.Kirsch(DEU) Honda Civic TCR	ADAC Sachsen e.V.	6	1:49.440	0.478	0.141	141.6	16:36:04
4	13 B.Leuchter(DEU) VW Golf GTI TCR	racing one	5	1:49.574	0.612	0.134	141.5	16:33:29
5	10 A.Buri(FIN) SEAT Leon TCR V2	LMS Racing	6	1:49.666	0.704	0.092	141.3	16:35:33
6	4 N.Mackschin(DEU) VW Golf GTI TCR	Liqui Moly Team Engstler	4	1:49.725	0.763	0.059	141.3	16:32:08
7	7 M.Halder(DEU) SEAT Leon TCR V1	Liqui Moly Team Engstler	3	1:49.787	0.825	0.062	141.2	16:32:05
8	88 D.Fugel(DEU) J Honda Civic TCR	ADAC Sachsen e.V.	3	1:49.788	0.826	0.001	141.2	16:30:25
9	34 B.Schouten(NLD) SEAT Leon TCR V2	Bas Koeten Racing	3	1:49.983	1.021	0.195	140.9	16:29:49
10	80 F.Crocker(SCO) Honda Civic TCR	VFR Racing	8	1:50.008	1.046	0.025	140.9	16:40:29
11	22 H.Proczyk(AUT) SEAT Leon TCR V2	HP Racing	4	1:50.017	1.055	0.009	140.9	16:31:45
12	45 S.Larsson(SWE) SEAT Leon TCR V2	Target SRL	6	1:50.655	1.693	0.638	140.1	16:35:33
13	8 T.Lautenschlager(DEU) J VW Golf GTI TCR	Liqui Moly Team Engstler	8	1:50.942	1.980	0.287	139.7	16:41:41
14	68 N.Kankkunen(FIN) J SEAT Leon TCR V2	LMS Racing	8	1:51.072	2.110	0.130	139.5	16:39:42
15	28 P.Eberle(CHE) SEAT Leon TCR V2	STEIBEL MOTORSPORT	4	1:51.122	2.160	0.050	139.5	16:31:52
16	66 R.Jost(CHE) SEAT Leon TCR V2	TOPCAR Sport	6	1:51.283	2.321	0.161	139.3	16:35:52

### Not classified

18 K.Jordan(DEU)  
VW Golf GTI TCR  
H&R Spezialfedern

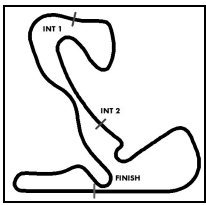
Classification limit: 110%      Time: 1:59.858

Subject to final scrutineering!

Publications Time:

Clerk of the course:

Time Keeping:



# ADAC TCR Germany



## Sector List Qualifying 1

Provisional

Reg. Nr.: KNAF 0301.16.184

Friday, August 19, 2016 16:20:00

Circuit Zandvoort, Length: 4307m

Air temperature: 23.25°C

Track temperature: 23.52°C

Weather condition: Wet

Lap	Time	SE1	SP1	SE2	SP2	SE3	SP3	TSP	Lap	Time	SE1	SP1	SE2	SP2	SE3	SP3	TSP
<b>4</b>	Mackschin, DEU								<b>theoretical besttime: 1:49.534</b>								
1	2:52.124	1:13.162	158	37.774	88	1:01.188	46		4	<b>1:49.725</b>	48.613	178	28.907	189	<b>32.205</b>	<b>213</b>	<b>225</b>
2	5:35.662	4:22.468	140	36.950	107	36.244	211		5	1:51.796	49.384	175	29.112	169	33.300	213	224
3	1:49.759	48.648	<b>179</b>	<b>28.864</b>	188	32.247	<b>213</b>	222	6	1:57.618	<b>48.465</b>	<b>177</b>	28.989	183	40.164	53	224

<b>6</b>	Zimmermann, DEU								<b>theoretical besttime: 1:49.299</b>								
1	2:58.369	1:14.874	163	45.057	71	58.438	40		5	2:03.598	50.731	176	29.032	183	43.835	51	220
2	5:31.569	4:20.670	158	36.149	103	34.750	211		6	3:43.034	2:40.350	165	29.834	182	32.850	213	
3	1:50.092	49.029	<b>178</b>	28.742	187	32.321	<b>213</b>	217	7	<b>1:49.299</b>	<b>48.653</b>	<b>177</b>	<b>28.527</b>	<b>189</b>	<b>32.119</b>	<b>213</b>	223
4	1:50.067	48.742	177	28.925	187	32.400	213	<b>225</b>	8	2:03.933	50.815	172	29.479	185	43.639	47	213

<b>7</b>	Halder, DEU								<b>theoretical besttime: 1:49.723</b>								
1	8:24.040	7:14.172	147	32.696	121	37.172	209		4	1:52.279	49.325	145	30.615	184	32.339	209	224
2	1:50.467	49.477	176	28.827	<b>187</b>	32.163	<b>212</b>	216	5	1:49.837	48.946	172	28.772	186	<b>32.119</b>	<b>212</b>	221
3	<b>1:49.787</b>	<b>48.936</b>	<b>176</b>	<b>28.668</b>	187	32.183	211	<b>225</b>	6	2:13.379	56.455	80	33.282	171	43.642	43	224

<b>8</b>	Lautenschlager, DEU								<b>theoretical besttime: 1:50.625</b>								
1	3:00.848	1:15.750	160	45.132	69	59.966	33		6	3:39.033	2:36.084	165	29.775	185	33.174	213	
2	5:30.352	4:18.978	160	36.089	105	35.285	211		7	1:51.349	49.648	175	29.136	188	32.565	212	223
3	1:51.920	49.883	176	29.288	189	32.749	212	223	8	<b>1:50.942</b>	49.427	175	<b>28.993</b>	<b>189</b>	<b>32.522</b>	<b>213</b>	224
4	1:54.635	49.471	<b>176</b>	29.010	189	36.154	209	<b>225</b>	9	1:51.034	<b>49.110</b>	<b>174</b>	29.049	189	32.875	210	224
5	2:01.132	50.604	167	29.701	<b>190</b>	40.827	52	223	10	1:52.050	49.865	176	29.458	189	32.727	210	223

<b>10</b>	Buri, FIN								<b>theoretical besttime: 1:49.415</b>								
1	2:49.103	1:10.271	150	39.721	99	59.111	59		5	1:49.842	48.983	175	28.799	190	32.060	216	<b>226</b>
2	5:22.939	4:19.191	164	30.303	181	33.445	211		6	<b>1:49.666</b>	<b>48.783</b>	<b>181</b>	<b>28.738</b>	<b>182</b>	32.145	218	225
3	1:51.403	49.728	176	29.127	188	32.548	214	204	7	2:12.608	55.494	144	32.315	144	44.799	61	175
4	1:50.118	49.361	178	28.863	190	<b>31.894</b>	217	222									

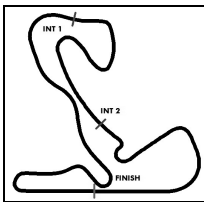
<b>13</b>	Leuchter, DEU								<b>theoretical besttime: 1:49.574</b>								
1	2:23.711	58.185	162	31.242	159	54.284	40		4	1:50.418	48.935	178	28.905	189	32.578	210	223
2	5:34.180	4:31.748	166	29.740	186	32.692	211		5	<b>1:49.574</b>	<b>48.655</b>	<b>179</b>	<b>28.692</b>	<b>189</b>	<b>32.227</b>	<b>212</b>	220
3	1:50.786	48.786	178	29.529	187	32.471	<b>213</b>	221	6	2:10.293	48.897	178	30.610	144	50.786	40	<b>223</b>

<b>18</b>	Jordan, DEU								<b>theoretical besttime:</b>								
1																	

<b>22</b>	Proczyk, AUT								<b>theoretical besttime: 1:49.775</b>								
1	2:30.312	1:07.849	166	30.807	168	51.656	32		7	1:53.484	50.570	169	29.721	180	33.193	207	204
2	5:33.384	4:30.486	170	29.752	183	33.146	208		8	1:57.346	52.006	158	31.000	159	34.340	208	206
3	1:50.605	49.186	<b>177</b>	28.895	186	32.524	210	215	9	1:55.303	51.158	158	30.949	172	33.196	209	206
4	<b>1:50.017</b>	49.159	174	<b>28.819</b>	<b>187</b>	<b>32.039</b>	<b>212</b>	222	10	1:51.184	49.370	176	29.046	187	32.768	210	219
5	1:52.082	<b>48.917</b>	176	29.691	180	33.474	209	<b>224</b>	11	2:08.830	51.713	155	30.889	166	46.228	36	221
6	1:54.077	50.517	169	30.213	178	33.347	210	218									

<b>28</b>	Eberle, CHE								<b>theoretical besttime: 1:50.804</b>								
1	2:54.542	1:12.072	150	47.134	70	55.336	49		6	1:57.420	53.888	86	30.659	184	32.873	210	224
2	5:14.566	4:09.345	168	31.936	167	33.285	209		7	1:51.555	49.778	171	29.178	185	32.599	209	220
3	1:51.632	<b>49.231</b>	<b>175</b>	29.734	<b>187</b>	32.667	210	221	8	1:59.701	49.710	172	29.466	186	40.525	44	222
4	<b>1:51.122</b>	49.473	174	<b>29.051</b>	186	32.598	<b>212</b>	222	9	3:25.495	2:23.066	173	29.560	185	32.869	209	
5	1:53.632	52.043	173	29.067	187	<b>32.522</b>	211	<b>225</b>	10	1:51.956	49.857	172	29.251	185	32.848	209	220

<b>34</b>	Schouten, NLD								<b>theoretical besttime: 1:49.727</b>								
1	2:24.919	58.340	164	31.873	149	54.706	47		5	1:51.900	50.072	169	29.327	183	32.501	212	210
2	5:34.094	4:31.234	171	29.960	184	32.900	211		6	1:50.115	<b>48.634</b>	<b>177</b>	28.839	183	32.642	210	<b>223</b>
3	<b>1:49.983</b>	48.890	176	<b>28.735</b>	<b>185</b>	<b>32.358</b>	<b>214</b>	221	7	1:57.956	48.937	173	29.446	180	39.573	58	220
4	1:52.264	49.059	176	29.051	183	34.154	204	222	8	3:50.965	2:36.029	142	33.030	145	41.906	58	



# ADAC TCR Germany

## Sector List Qualifying 1



Provisional

Reg. Nr.: KNAF 0301.16.184

Friday, August 19, 2016 16:20:00

Circuit Zandvoort, Length: 4307m

Air temperature: 23.25°C

Track temperature: 23.52°C

Weather condition: Wet

Lap	Time	SE1	SP1	SE2	SP2	SE3	SP3	TSP	Lap	Time	SE1	SP1	SE2	SP2	SE3	SP3	TSP
<b>41</b>	Kirsch, DEU								<b>theoretical besttime: 1:49.440</b>								
1	2:35.787	1:12.396	146	30.740	173	52.651	40		5	2:02.973	55.313	150	34.090	141	33.570	214	219
2	5:36.949	4:33.192	154	30.604	178	33.153	213		6	<b>1:49.440</b>	<b>48.807</b>	<b>175</b>	<b>28.599</b>	<b>191</b>	<b>32.034</b>	<b>215</b>	<b>222</b>
3	1:51.046	49.690	169	28.945	183	32.411	<b>216</b>	202	7	2:12.287	54.463	139	31.468	162	46.356	46	214
4	2:07.481	54.075	168	39.441	74	33.965	215	175									

<b>45</b>	Larsson, SWE								<b>theoretical besttime: 1:50.655</b>								
1	3:05.424	1:21.981	147	42.570	85	1:00.873	32		7	1:59.582	49.407	178	29.273	172	40.902	54	219
2	5:00.015	3:54.469	171	31.218	170	34.328	209		8	3:08.592	2:06.174	169	29.544	177	32.874	214	
3	1:53.634	50.935	168	29.528	178	33.171	211	204	9	1:51.897	49.697	175	29.561	182	32.639	213	217
4	1:51.995	50.157	176	29.165	179	32.673	212	216	10	1:51.901	49.807	174	29.257	182	32.837	210	217
5	1:51.083	49.479	177	29.125	183	32.479	<b>214</b>	218	11	2:07.978	52.653	158	31.262	150	44.063	48	214
6	<b>1:50.655</b>	<b>49.333</b>	<b>179</b>	<b>29.083</b>	<b>187</b>	<b>32.239</b>	214	<b>220</b>									

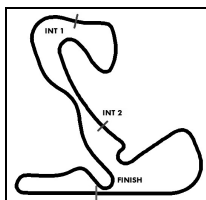
<b>66</b>	Jost, CHE								<b>theoretical besttime: 1:50.930</b>								
1	2:37.375	1:09.857	154	34.843	143	52.675	36		7	1:55.571	52.208	150	30.612	184	32.751	212	194
2	5:40.253	4:31.827	107	33.779	136	34.647	213		8	1:51.872	49.834	167	29.476	184	32.562	213	202
3	1:52.903	50.954	171	29.259	183	32.690	214	189	9	1:51.401	49.761	174	29.360	189	<b>32.280</b>	<b>212</b>	215
4	1:51.523	49.807	<b>174</b>	29.328	186	32.388	214	201	10	1:52.202	<b>49.638</b>	<b>171</b>	29.646	188	32.918	212	<b>217</b>
5	1:58.470	52.962	157	31.842	180	33.666	214	198	11	1:51.852	49.956	173	29.254	190	32.642	213	214
6	<b>1:51.283</b>	49.860	173	<b>29.012</b>	180	32.411	<b>216</b>	212									

<b>68</b>	Kankkunen, FIN								<b>theoretical besttime: 1:51.072</b>								
1	3:03.010	1:16.693	149	45.398	62	1:00.919	32		7	1:52.196	49.877	172	29.512	184	32.807		221
2	5:16.706	4:08.178	150	32.827	145	35.701			8	<b>1:51.072</b>	<b>49.378</b>	<b>175</b>	<b>29.165</b>	<b>186</b>	<b>32.529</b>		224
3	1:53.551	50.807	174	29.659	183	33.085		211	9	1:51.632	49.541	174	29.476	187	32.615		224
4	1:58.722	51.533	174	34.054	166	33.135		221	10	1:52.431	49.393	174	29.276	188	33.762		224
5	1:54.823	52.272	172	29.567	185	32.984		<b>226</b>	11	1:52.109	49.557	171	29.848	184	32.704		224
6	1:51.686	49.662	173	29.305	187	32.719		223									

<b>80</b>	Crocker, SCO								<b>theoretical besttime: 1:50.008</b>								
1	2:33.163	1:06.299	153	33.096	154	53.768	35		6	1:51.356	49.351	174	29.069	190	32.936	211	219
2	5:42.464	4:35.449	159	31.320	171	35.695	209		7	1:51.108	49.219	172	29.159	190	32.730	213	218
3	1:53.412	50.929	173	29.420	190	33.063	210	203	8	<b>1:50.008</b>	<b>48.719</b>	<b>175</b>	<b>28.854</b>	<b>191</b>	<b>32.435</b>	<b>212</b>	<b>221</b>
4	1:50.918	49.303	<b>177</b>	29.044	190	32.571	210	220	9	2:06.471	57.593	134	34.721	181	34.157	212	215
5	2:56.695	1:50.011	148	32.484	169	34.200	209	219	10	2:20.153	54.339	146	33.321	136	52.493	44	221

<b>88</b>	Fugel, DEU								<b>theoretical besttime: 1:49.496</b>								
1	3:35.347	2:08.801	137	35.436	143	51.110	39		4	1:50.265	<b>48.857</b>	<b>179</b>	28.639	186	32.769	213	<b>225</b>
2	4:59.888	3:47.611	149	35.205	102	37.072	<b>214</b>		5	2:14.107	52.397	149	34.606	133	47.104	42	215
3	<b>1:49.788</b>	49.149	178	<b>28.422</b>	<b>189</b>	<b>32.217</b>	214	215									

<b>99</b>	Files, GBR								<b>theoretical besttime: 1:48.962</b>								
1	2:15.600	56.997	165	30.102	148	48.501	50		6	1:58.128	48.933	178	28.927	187	40.268	57	222
2	5:44.492	4:39.669	162	31.456	177	33.367	215		7	3:26.395	2:24.122	169	29.473	180	32.800	211	
3	1:50.015	48.735	177	28.693	<b>191</b>	32.587	215	222	8	<b>1:48.962</b>	<b>48.445</b>	<b>177</b>	<b>28.581</b>	<b>190</b>	<b>31.936</b>	<b>215</b>	<b>223</b>
4	1:50.211	48.830	175	28.859	190	32.522	214	<b>225</b>	9	2:08.098	51.615	145	31.057	146	45.426	49	219
5	1:49.921	48.699	176	28.700	190	32.522	<b>216</b>	224									



# ADAC TCR Germany

## Result List Qualifying 2



Provisional

Reg. Nr.: KNAF 0301.16.184

Friday, August 19, 2016 16:45:00

Circuit Zandvoort, Length: 4307m

Air temperature: 22.99°C

Track temperature: 23.42°C

Weather condition: Wet

started : 12      classified : 12      not classified : 0

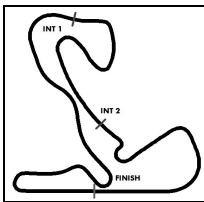
Nr.	Drivers	Sponsor	Lap	Best Time	Gap	Diff	Kph	Day Time
Cl.	Car	Competitor						
1	99 J.Files(GBR) Honda Civic TCR	Target SRL	2	1:49.126			142.0	16:52:03
2	88 D.Fugel(DEU) J Honda Civic TCR	ADAC Sachsen e.V.	2	1:49.219	0.093	0.093	141.9	16:52:50
3	41 S.Kirsch(DEU) Honda Civic TCR	ADAC Sachsen e.V.	3	1:49.442	0.316	0.223	141.6	16:54:39
4	7 M.Halder(DEU) SEAT Leon TCR V1	Liqui Moly Team Engstler	4	1:49.471	0.345	0.029	141.6	16:56:17
5	13 B.Leuchter(DEU) VW Golf GTI TCR	racing one	2	1:49.495	0.369	0.024	141.6	16:51:57
6	10 A.Buri(FIN) SEAT Leon TCR V2	LMS Racing	3	1:49.510	0.384	0.015	141.5	16:54:14
7	6 T.Zimmermann(DEU) VW Golf GTI TCR	Liqui Moly Team Engstler	3	1:49.585	0.459	0.075	141.4	16:54:05
8	4 N.Mackschin(DEU) VW Golf GTI TCR	Liqui Moly Team Engstler	4	1:49.606	0.480	0.021	141.4	16:56:07
9	22 H.Proczyk(AUT) SEAT Leon TCR V2	HP Racing	5	1:50.020	0.894	0.414	140.9	16:58:18
10	34 B.Schouten(NLD) SEAT Leon TCR V2	Bas Koeten Racing	5	1:50.232	1.106	0.212	140.6	16:57:35
11	45 S.Larsson(SWE) SEAT Leon TCR V2	Target SRL	5	1:50.349	1.223	0.117	140.5	16:58:41
12	80 F.Crocker(SCO) Honda Civic TCR	VFR Racing	4	1:54.843	5.717	4.494	135.0	16:56:24

Subject to final scrutineering!

Publications Time:

Clerk of the course:

Time Keeping:



# ADAC TCR Germany

## Sector List Qualifying 2



Provisional

Reg. Nr.: KNAF 0301.16.184

Friday, August 19, 2016 16:45:00

Circuit Zandvoort, Length: 4307m

Air temperature: 22.99°C

Track temperature: 23.42°C

Weather condition: Wet

Lap	Time	SE1	SP1	SE2	SP2	SE3	SP3	TSP	Lap	Time	SE1	SP1	SE2	SP2	SE3	SP3	TSP
<b>4</b>	Mackschin, DEU								<b>theoretical besttime: 1:49.597</b>								
1	2:35.023	1:26.824	149	33.163	132	35.036	211		4	<b>1:49.606</b>	<b>48.538</b>	<b>180</b>	28.833	189	<b>32.235</b>	<b>213</b>	224
2	1:52.487	49.851		29.777	179	32.859	212	221	5	1:49.614	48.553	179	<b>28.824</b>	<b>188</b>	32.237	212	<b>225</b>
3	1:50.082	48.915	177	28.902	189	32.265	<b>213</b>	223	6	2:02.831	48.700	180	30.016	165	44.115	38	223

<b>6</b>	Zimmermann, DEU								<b>theoretical besttime: 1:49.570</b>								
1	2:25.737	1:22.762	161	30.161	180	32.814	212		4	1:50.088	48.723	176	28.825	186	32.540	213	224
2	1:49.782	48.630	<b>178</b>	28.823	188	<b>32.329</b>	213	222	5	2:07.020	51.813	156	30.009	177	45.198	40	186
3	<b>1:49.585</b>	<b>48.571</b>	177	<b>28.670</b>	<b>189</b>	32.344	<b>213</b>	<b>225</b>									

<b>7</b>	Halder, DEU								<b>theoretical besttime: 1:49.471</b>								
1	2:44.464	1:35.000	151	33.885	110	35.579	210		4	<b>1:49.471</b>	<b>48.661</b>	<b>175</b>	<b>28.692</b>	<b>187</b>	<b>32.118</b>	<b>211</b>	222
2	1:50.175	48.983	175	28.957	<b>187</b>	32.235	<b>213</b>	221	5	2:02.950	51.293	160	29.509	186	42.148	40	223
3	1:52.952	50.058	171	30.439	186	32.455	210	<b>223</b>									

<b>10</b>	Buri, FIN								<b>theoretical besttime: 1:49.241</b>								
1	2:31.484	1:25.459	153	31.600	156	34.425	209		4	1:49.629	48.727	177	29.009	190	<b>31.893</b>	<b>216</b>	225
2	1:52.610	50.599	173	29.490	185	32.521	215	201	5	1:49.706	<b>48.553</b>	<b>178</b>	<b>28.795</b>	<b>190</b>	32.358	215	<b>227</b>
3	<b>1:49.510</b>	48.729	176	28.811	<b>191</b>	31.970	<b>216</b>	226	6	2:02.765	48.977	178	29.012	189	44.776	43	225

<b>13</b>	Leuchter, DEU								<b>theoretical besttime: 1:49.186</b>								
1	2:06.893	1:05.354	174	29.021	188	32.518	210		4	1:49.605	48.576	178	28.772	190	32.257	211	<b>223</b>
2	<b>1:49.495</b>	48.631	<b>179</b>	<b>28.408</b>	190	32.456	210	221	5	1:49.877	48.552	177	28.814	190	32.511	212	222
3	1:50.344	48.795	176	29.293	189	<b>32.256</b>	<b>212</b>	222	6	1:49.905	<b>48.522</b>	<b>176</b>	28.697	189	32.686	211	223

<b>22</b>	Proczyk, AUT								<b>theoretical besttime: 1:50.002</b>								
1	2:49.096	1:41.883	165	30.024	181	37.189	209		4	1:57.369	54.412	170	30.122	183	32.835	209	<b>225</b>
2	1:50.392	49.073	<b>176</b>	28.900	185	<b>32.419</b>	211	216	5	<b>1:50.020</b>	<b>48.817</b>	<b>175</b>	<b>28.766</b>	<b>187</b>	32.437	209	222
3	1:50.564	49.029	173	29.098	<b>187</b>	32.437	<b>212</b>	221									

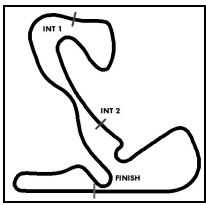
<b>34</b>	Schouten, NLD								<b>theoretical besttime: 1:50.041</b>								
1	2:09.520	1:07.746	171	29.228	177	32.546	211		4	1:52.680	48.979	174	30.469	179	33.232	210	220
2	1:51.563	50.179	146	29.052	184	<b>32.332</b>	<b>211</b>	221	5	<b>1:50.232</b>	48.788	175	<b>28.935</b>	<b>187</b>	32.509	211	222
3	1:50.918	<b>48.774</b>	174	29.147	186	32.997	209	222	6	2:14.612	55.889	135	32.697	131	46.026	55	<b>223</b>

<b>41</b>	Kirsch, DEU								<b>theoretical besttime: 1:48.985</b>								
1	2:59.707	1:55.798	157	31.225	187	32.684	213		4	1:49.577	48.979	178	28.533	193	32.065	216	220
2	1:49.681	49.123	<b>178</b>	<b>28.503</b>	189	<b>32.055</b>	215	220	5	1:54.656	<b>48.427</b>	<b>176</b>	31.282	102	34.947	203	217
3	<b>1:49.442</b>	48.589	177	28.606	190	32.247	213	<b>221</b>									

<b>45</b>	Larsson, SWE								<b>theoretical besttime: 1:50.316</b>								
1	3:10.851	2:03.912	160	31.880	156	35.059	208		4	1:50.716	49.270	177	29.077	179	<b>32.369</b>	<b>215</b>	214
2	1:56.346	52.613	162	30.233	169	33.500	211	200	5	<b>1:50.349</b>	<b>49.097</b>	<b>176</b>	<b>28.850</b>	<b>184</b>	32.402	213	<b>219</b>
3	1:52.191	50.353	168	29.319	183	32.519	212	212									

<b>80</b>	Crocker, SCO								<b>theoretical besttime: 1:51.781</b>								
1	2:36.361	1:28.230	156	32.565	128	35.566	210		4	<b>1:54.843</b>	50.173	172	31.336	173	33.334	212	<b>225</b>
2	1:56.662	52.295	100	31.202	<b>187</b>	33.165	210	222	5	2:05.277	49.540	175	<b>29.520</b>	<b>182</b>	46.217	41	218
3	1:55.554	<b>49.328</b>	174	33.293	185	<b>32.933</b>	<b>215</b>	219									

<b>88</b>	Fugel, DEU								<b>theoretical besttime: 1:49.150</b>								
1	3:00.918	1:56.726	160	31.630	168	32.562	<b>215</b>		4	1:50.534	<b>48.747</b>	<b>179</b>	29.009	192	32.778	193	221
2	<b>1:49.219</b>	48.816	177	<b>28.539</b>	190	<b>31.864</b>	215	216	5	2:21.721	55.926	133	33.866	123	51.929	39	170
3	1:49.638	48.774	179	28.746	189	32.118	215	<b>221</b>									



# ADAC TCR Germany

## Sector List Qualifying 2

Provisional

Reg. Nr.: KNAF 0301.16.184

Friday, August 19, 2016 16:45:00



Circuit Zandvoort, Length: 4307m

Air temperature: 22.99°C

Track temperature: 23.42°C

Weather condition: Wet

Lap	Time	SE1	SP1	SE2	SP2	SE3	SP3	TSP	Lap	Time	SE1	SP1	SE2	SP2	SE3	SP3	TSP
<b>99</b>	Files, GBR	<b>theoretical besttime: 1:49.021</b>															
1	2:13.143	1:10.403	164	29.859	179	32.881	212		4	1:49.495	48.409	177	28.935	189	32.151	214	226
2	<b>1:49.126</b>	48.458	178	<b>28.535</b>	<b>190</b>	<b>32.133</b>	216	219	5	1:49.248	48.538	178	28.553	190	32.157	216	223
3	1:50.780	<b>48.353</b>	<b>179</b>	28.576	190	33.851	<b>216</b>	<b>226</b>	6	2:50.880	1:06.020	109	39.308	122	1:05.552	45	193