



ADAC TCR Germany

Result List Race 2

Provisional



Hockenheimring, Length: 4574m

Air temperature: 17.3°C

Track temperature: 19.41°C

Weather condition: Dry

DMSB Reg. Nr.: 289/16

Sunday, October 02, 2016 16:45:00

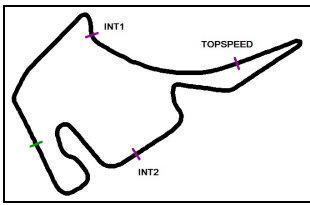
started : 25 classified : 17 not classified : 8

Nr.	Drivers	Sponsor	Laps	Total Time	Gap	Kph	Lap	Time	Kph
Cl.	Car	Competitor							
1	41 S.Kirsch(DEU) Honda Civic TCR	ADAC Sachsen e.V.	16	31:22.696		140.8	11	1:50.291	149.2
2	21 D.Strandberg(SWE) Honda Civic TCR	Target SRL	16	31:23.517	0.821	141.1	8	1:50.171	149.4
3	66 R.Jost(CHE) SEAT Leon TCR V2	TOPCAR Sport	16	31:28.349	5.653	140.2	8	1:51.118	148.1
4	22 H.Proczyk(AUT) SEAT Leon TCR V2	HP Racing	16	31:29.305	6.609	140.7	9	1:51.003	148.3
5	18 K.Jordan(DEU) VW Golf GTI TCR	H&R Spezialfedern	16	31:39.053	16.357	139.7	8	1:51.528	147.6
6	42 L.Niedertscheider(AUT) SEAT Leon TCR V2	HP Racing	16	31:45.283	22.587	139.7	5	1:51.659	147.4
7	69 E.Westman(FIN) SEAT Leon TCR V2	LMS Racing	16	31:45.906	23.210	139.7	6	1:51.633	147.5
8	3 G.Rdest(POL) VW Golf GTI TCR	Liqui Moly Team Engstler	16	31:46.098	23.402	139.8	14	1:51.529	147.6
9	11 J.Schmarl(AUT) Honda Civic TCR	Target SRL	16	31:46.436	23.740	139.9	6	1:51.623	147.5
10	28 P.Eberle(CHE) SEAT Leon TCR V2	STEIBEL MOTORSPORT	16	31:51.344	28.648	139.0	5	1:52.053	146.9
11	88 D.Fugel(DEU) J Honda Civic TCR	ADAC Sachsen e.V.	16	31:52.486	29.790	140.1	7	1:51.178	148.1
12	17 J.Preisig(CHE) Opel Astra TCR	Lubner Motorsport	16	31:53.588	30.892	139.5	11	1:51.819	147.2
13	59 M.Beckhusen(DEU) J Opel Astra TCR	Lubner Motorsport	16	31:55.266	32.570	139.1	6	1:51.504	147.6
14	33 Y.Meyer(CHE) SEAT Leon TCR V2	TOPCAR Sport	16	32:23.310	1:00.614	136.8	6	1:52.516	146.3
15	65 J.Schori(CHE) SEAT Leon TCR V1	TOPCAR Sport	16	32:31.143	1:08.447	136.5	11	1:54.525	143.7
16	15 C.Wittke(DEU) SEAT Leon TCR V1	Carpek Service	16	32:31.911	1:09.215	136.7	11	1:54.709	143.5
17	16 H.Schori(CHE) SEAT Leon TCR V2	TOPCAR Sport	16	33:00.482	1:37.786	134.9	15	1:56.956	140.7

Not classified

13	B.Leuchter(DEU) VW Golf GTI TCR	racing one	11	23:07.593	5 LAP	131.0	4	1:51.960	147.0
23	P.Corthals(BEL) Opel Astra TCR	DG Sport Opel Team Belgium	4	9:16.786	12 LAP	115.4	4	1:57.109	140.6
7	M.Halder(DEU) SEAT Leon TCR V1	Liqui Moly Team Engstler	2	5:03.175	14 LAP	107.1			
6	T.Zimmermann(DEU) VW Golf GTI TCR	Liqui Moly Team Engstler	1	2:19.364	15 LAP				
45	S.Larsson(SWE) J SEAT Leon TCR V2	Target SRL	1	2:36.312	15 LAP				
10	A.Buri(FIN) SEAT Leon TCR V2	LMS Racing	1	2:38.006	15 LAP				
99	J.Files(GBR) Honda Civic TCR	Target SRL							
8	T.Lautenschlager(DEU) J VW Golf GTI TCR	Liqui Moly Team Engstler							

Fastest lap of the race. Car 21 driver Dennis Strandberg on lap 8. Time 1:50.171, average speed 149.4 km/h.



ADAC TCR Germany

Result List Race 2

Provisional



Hockenheimring, Length: 4574m

Air temperature: 17.3°C

Track temperature: 19.41°C

Weather condition: Dry

DMSB Reg. Nr.: 289/16

Sunday, October 02, 2016 16:45:00

started : 25 classified : 17 not classified : 8

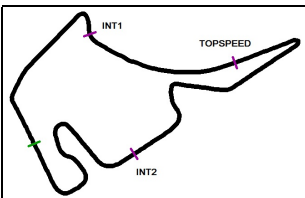
Nr. Drivers	Sponsor	Laps	Total Time	Gap	Kph	Lap	Time	Kph
Cl. Car	Competitor							

Subject to final scrutineering!

Publications Time:

Clerk of the course:

Time Keeping:



ADAC TCR Germany

Lap Chart Race 2

Provisional



Hockenheimring, Length: 4574 m

Sunday 2.October 2016 16:45

LapCha	1	2	3	4	5	6	7	8	9	10	11	12	13	14	15	16	17	18	19	20	21	22	23	24	25	26	27	28	29	30	31	32	33	34	35	36	37	38	39	40	41	42	43	44	45									
LAP 1	66	41	23	13	18	21	22	28	42	69	33	6	59	3	11	65	17	15	7	16	88	45	10																															
LAP 2	66	41	23	13	18	21	22	28	42	69	33	59	3	11	65	17	15	16	88	7																																		
LAP 3	66	41	23	13	18	21	22	28	42	69	33	59	3	11	65	17	15	16	88																																			
LAP 4	41	66	13	21	22	18	28	42	69	23	59	33	11	3	17	88	65	15	16																																			
LAP 5	41	66	21	13	22	18	28	42	69	59	11	3	33	17	65	15	88	16																																				
LAP 6	41	21	66	22	13	18	42	28	69	59	11	3	33	17	88	65	15	16																																				
LAP 7	41	21	66	22	18	13	42	28	69	59	11	3	33	17	88	65	15	16																																				
LAP 8	41	21	66	22	18	42	28	69	59	11	3	13	17	33	88	65	15	16																																				
LAP 9	41	21	66	22	18	42	69	28	11	59	3	17	33	88	13	65	15	16																																				
LAP 10	41	21	66	22	18	42	69	28	11	3	59	17	33	88	13	65	15	16																																				
LAP 11	41	21	66	22	18	42	69	28	11	3	59	17	88	33	65	15	13	16																																				
LAP 12	41	21	66	22	18	42	69	3	11	28	59	17	88	33	65	15	16																																					
LAP 13	41	21	66	22	18	42	69	3	11	28	59	17	88	33	65	15	16																																					
LAP 14	41	21	66	22	18	42	69	3	11	28	59	88	17	33	65	15	16																																					
LAP 15	41	21	66	22	18	42	69	3	11	28	88	17	59	33	65	15	16																																					
LAP 16	41	21	66	22	18	42	69	3	11	28	88	17	59	33	65	15	16																																					

. - PIT STOP ' - LAP BEHIND



ADAC TCR Germany



Sector List Race 2

Provisional

DMSB Reg. Nr.: 289/16

Sunday, October 02, 2016 16:45:00

Hockenheimring, Length: 4574m

Air temperature: 17.3°C

Track temperature: 19.41°C

Weather condition: Dry

Lap	Time	SE1	SP1	SE2	SP2	SE3	SP3	TSP	Lap	Time	SE1	SP1	SE2	SP2	SE3	SP3	TSP
3 Rdest, POL									theoretical besttime: 1:51.347								
1	2:20.467	39.755	123	57.826	114	42.886	157	224	9	1:51.838	24.625	142	51.636	169	35.577	181	231
2	2:32.330	30.396	140	1:13.566	101	48.368	102	130	10	1:52.366	25.080	140	51.927	172	35.359	180	229
3	2:31.291	34.555	118	1:11.704	113	45.032	177	152	11	1:52.890	25.307	142	51.784	170	35.799	180	232
4	1:54.242	24.990	140	52.655	170	36.597	180	231	12	1:52.361	24.902	143	51.871	170	35.588	180	233
5	1:52.667	24.845	142	52.339	171	35.483	180	227	13	1:51.990	24.461	141	51.971	167	35.558	178	228
6	1:51.682	24.492	141	51.853	172	35.337	182	232	14	1:51.529	24.374	142	51.718	170	35.437	179	230
7	1:51.903	24.455	142	51.869	171	35.579	180	230	15	1:52.013	24.550	142	51.813	170	35.650	180	230
8	1:53.083	24.520	142	53.081	168	35.482	180	232	16	1:53.446	24.953	140	52.300	169	36.193	178	229
6 Zimmermann, DEU									theoretical besttime:								
1	2:19.364	36.594	120	55.866	126	46.904		225									
7 Halder, DEU									theoretical besttime:								
1	2:29.449	36.668	58	1:04.238	118	48.543	157	212	2	2:33.726	33.277	84	1:07.934	130	52.515		153
8 Lautenschlager, DEU									theoretical besttime:								
1																	
10 Buri, FIN									theoretical besttime:								
1	2:38.006			1:49.197	134	48.809		160									
11 Schmarl, AUT									theoretical besttime: 1:51.262								
1	2:21.687	40.196	123	58.552	115	42.939	147	222	9	1:52.332	24.960	142	51.634	172	35.738	181	237
2	2:31.915	30.148	139	1:13.343	110	48.424	103	116	10	1:52.724	25.121	142	52.033	171	35.570	182	236
3	2:31.041	34.622	122	1:11.768	112	44.651	182	157	11	1:52.795	25.055	142	52.203	170	35.537	183	231
4	1:53.206	24.762	144	51.738	172	36.706	182	237	12	1:53.186	25.287	143	52.580	172	35.319	182	231
5	1:52.695	25.154	130	52.059	171	35.482	184	230	13	1:52.051	24.523	144	52.114	172	35.414	181	234
6	1:51.623	24.374	143	51.654	173	35.595	182	236	14	1:51.777	24.599	143	51.569	171	35.609	180	238
7	1:51.886	24.487	144	51.863	172	35.536	181	241	15	1:51.700	24.445	144	51.766	172	35.489	183	229
8	1:52.211	24.662	143	52.054	168	35.495	182	241	16	1:53.607	25.032	143	52.323	171	36.252	177	234
13 Leuchter, DEU									theoretical besttime: 1:51.691								
1	2:10.950	34.185	137	53.891	130	42.874	157	232	7	1:54.564	25.235	141	52.717	166	36.612	172	224
2	2:35.197	32.387	116	1:13.728	100	49.082	111	130	8	1:59.757	26.447	136	54.932	165	38.378	168	221
3	2:33.864	33.898	111	1:12.080	116	47.886	176	133	9	1:59.850	25.219	138	55.949	161	38.682	132	206
4	1:51.960	24.756	140	51.840	166	35.364	178	231	10	2:01.315	27.800	137	53.766	160	39.749	109	216
5	1:52.246	24.693	141	51.898	165	35.655	180	233	11	2:15.329	27.556	135	54.858	158	52.915		211
6	1:52.561	24.487	140	52.535	163	35.539	177	228									
15 Wittke, DEU									theoretical besttime: 1:54.513								
1	2:26.307	39.348	113	1:02.147	124	44.812	152	221	9	1:55.639	25.859	136	53.191	166	36.589	174	228
2	2:29.611	28.990	128	1:12.067	118	48.554	91	104	10	1:55.699	25.765	140	53.330	168	36.604	175	228
3	2:30.953	34.457	123	1:11.335	111	45.161	174	137	11	1:54.709	25.561	140	52.559	168	36.589	175	229
4	1:56.250	26.241	136	53.414	166	36.595	174	229	12	1:55.237	25.666	139	53.114	167	36.457	175	224
5	1:56.789	25.750	137	53.750	167	37.289	175	227	13	1:55.618	25.651	140	53.386	167	36.581	175	227
6	1:56.142	26.318	136	53.303	167	36.521	175	226	14	1:55.652	25.838	138	53.421	167	36.393	175	228
7	1:55.290	25.611	139	53.204	167	36.475	175	225	15	1:56.362	25.617	140	53.772	164	36.973	174	226
8	1:55.562	25.688	139	53.121	167	36.753	175	226	16	1:56.091	25.922	140	53.488	165	36.681	172	226
16 Schori, CHE									theoretical besttime: 1:56.129								
1	2:29.760	40.610	121	1:01.559	126	47.591	156	225	9	1:57.134	26.036	136	53.622	164	37.476	173	225
2	2:26.639	30.867	110	1:07.437	125	48.335	96	132	10	1:57.729	26.370	136	53.914	164	37.445	172	225
3	2:31.118	34.835	124	1:10.874	111	45.409	175	156	11	1:57.307	26.049	142	53.567	166	37.691	172	225
4	1:58.351	26.922	138	54.079	164	37.350	174	229	12	1:57.767	26.092	140	53.950	162	37.725	173	225
5	1:58.151	25.980	142	53.621	163	38.550	173	227	13	1:57.371	25.750	140	53.732	165	37.889	173	225
6	1:57.224	25.657	138	53.777	163	37.790	173	227	14	1:59.536	26.112	141	54.895	157	38.529	169	225
7	1:58.628	26.208	135	54.625	167	37.795	173	224	15	1:56.956	26.114	140	53.122	165	37.720	172	225
8	1:57.621	26.013	135	53.873	165	37.735	172	225	16	1:59.190	26.043	136	54.059	164	39.088	161	224



ADAC TCR Germany



Sector List Race 2

Provisional

DMSB Reg. Nr.: 289/16

Sunday, October 02, 2016 16:45:00

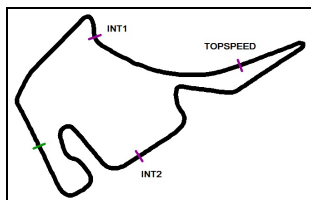
Hockenheimring, Length: 4574m

Air temperature: 17.3°C

Track temperature: 19.41°C

Weather condition: Dry

Lap	Time	SE1	SP1	SE2	SP2	SE3	SP3	TSP	Lap	Time	SE1	SP1	SE2	SP2	SE3	SP3	TSP
17 Preisig, CHE									theoretical besttime: 1:51.713								
1	2:23.266	40.834	125	59.480	112	42.952	139	229	9	1:52.213	24.698	141	51.920	173	35.595	180	235
2	2:31.954	30.539	137	1:12.858	113	48.557	95	107	10	1:51.999	24.724	142	51.909	172	35.366	180	235
3	2:30.622	34.449	120	1:11.332	113	44.841	183	135	11	1:51.819	24.646	141	51.776	174	35.397	179	235
4	1:53.512	25.470	141	52.403	170	35.639	178	236	12	1:52.063	24.641	142	51.741	175	35.681	184	236
5	1:54.886	25.154	134	53.842	170	35.890	183	234	13	1:54.159	25.207	145	53.146	172	35.806	182	236
6	1:52.745	24.902	142	52.098	173	35.745	182	236	14	1:53.406	24.700	143	53.029	171	35.677	185	237
7	1:52.594	24.863	142	52.198	173	35.533	181	236	15	1:52.507	24.606	143	52.440	173	35.461	180	238
8	1:53.264	24.789	144	52.493	169	35.982	183	236	16	1:52.579	24.874	143	52.084	173	35.621	181	237
18 Jordan, DEU									theoretical besttime: 1:51.312								
1	2:11.709	34.316	137	54.366	129	43.027	142	231	9	1:51.957	24.542	140	52.017	169	35.398	179	231
2	2:35.086	32.165	119	1:14.208	93	48.713	106	143	10	1:52.508	24.700	138	52.157	171	35.651	178	230
3	2:33.386	34.046	112	1:11.747	115	47.593	180	144	11	1:52.160	24.761	138	51.838	170	35.561	177	231
4	1:53.390	25.459	139	52.411	170	35.520	178	227	12	1:52.300	24.644	138	52.065	171	35.591	177	230
5	1:51.743	24.483	141	51.772	170	35.488	180	232	13	1:52.041	24.796	140	52.003	171	35.242	179	228
6	1:51.759	24.337	139	52.080	171	35.342	179	230	14	1:52.407	24.719	141	52.287	170	35.401	176	226
7	1:51.754	24.707	139	51.789	171	35.258	179	230	15	1:52.321	24.780	141	52.108	170	35.433	179	230
8	1:51.528	24.452	139	51.733	170	35.343	180	232	16	1:53.004	25.099	140	52.304	164	35.601	177	228
21 Strandberg, SWE									theoretical besttime: 1:49.965								
1	2:13.156	35.045	122	54.816	134	43.295	131	229	9	1:50.919	24.226	142	51.369	173	35.324	182	234
2	2:34.460	31.401	124	1:14.381	93	48.678	94	147	10	1:50.269	24.111	142	51.141	172	35.017	181	235
3	2:32.958	34.109	105	1:11.387	117	47.462	181	129	11	1:50.230	24.174	142	50.964	171	35.092	181	235
4	1:51.648	25.183	141	51.306	171	35.159	183	231	12	1:50.317	24.194	142	50.915	172	35.208	180	235
5	1:51.051	24.555	146	51.302	171	35.194	184	231	13	1:50.554	24.078	143	51.273	173	35.203	182	234
6	1:50.826	24.441	143	51.324	171	35.061	184	236	14	1:51.387	24.292	143	51.783	171	35.312	181	232
7	1:50.832	24.308	144	51.486	174	35.038	181	234	15	1:52.792	24.882	143	52.213	170	35.697	183	237
8	1:50.171	24.247	143	50.952	173	34.972	181	236	16	1:51.947	24.436	143	51.587	172	35.924	146	235
22 Proczyk, AUT									theoretical besttime: 1:50.834								
1	2:13.870	35.661	126	55.049	131	43.160	128	233	9	1:51.003	24.325	141	51.387	170	35.291	179	236
2	2:34.475	31.614	137	1:14.265	95	48.596	98	176	10	1:51.447	24.489	141	51.626	171	35.332	181	237
3	2:32.700	34.218	106	1:11.520	123	46.962	178	140	11	1:51.231	24.430	142	51.389	169	35.412	180	236
4	1:51.691	24.939	141	51.514	171	35.238	181	236	12	1:51.549	24.437	141	51.785	169	35.327	180	234
5	1:51.796	24.484	142	51.719	170	35.593	180	238	13	1:51.479	24.493	141	51.712	168	35.274	181	234
6	1:51.282	24.430	141	51.687	171	35.165	180	234	14	1:51.466	24.567	142	51.540	170	35.359	179	236
7	1:51.265	24.308	141	51.779	170	35.178	179	233	15	1:51.357	24.427	142	51.676	169	35.254	181	238
8	1:51.039	24.404	141	51.496	170	35.139	181	236	16	1:51.655	24.477	141	51.688	171	35.490	178	234
23 Corthals, BEL									theoretical besttime: 1:57.109								
1	2:09.077	32.959	135	53.922	141	42.196	144	224	4	1:57.109	25.775	136	54.771	167	36.563	177	224
2	2:35.689	33.574	117	1:13.476	97	48.639	121	131	5								
3	2:34.911	34.185	114	1:12.355	117	48.371	173	123									
28 Eberle, CHE									theoretical besttime: 1:52.011								
1	2:15.528	36.389	117	56.203	137	42.936	165	226	9	1:53.409	24.931	140	52.463	169	36.015	176	227
2	2:33.421	30.443	138	1:14.508	94	48.470	96	172	10	1:52.721	24.906	140	52.061	168	35.754	177	230
3	2:32.519	34.078	101	1:11.796	112	46.645	177	155	11	1:52.790	24.923	139	52.121	167	35.746	177	231
4	1:53.232	24.884	140	52.727	167	35.621	177	234	12	1:54.988	25.256	141	53.850	167	35.882	176	231
5	1:52.053	24.632	139	51.927	169	35.494	177	231	13	1:52.880	24.775	140	52.266	167	35.839	176	230
6	1:52.710	24.836	139	52.257	167	35.617	178	230	14	1:52.665	24.903	141	51.985	167	35.777	176	229
7	1:53.100	24.998	139	52.472	169	35.630	177	224	15	1:53.778	25.256	140	52.446	165	36.076	175	229
8	1:52.456	24.966	138	51.885	168	35.605	177	233	16	1:53.094	24.953	140	52.271	166	35.870	174	229



ADAC TCR Germany



Sector List Race 2

Provisional

DMSB Reg. Nr.: 289/16

Sunday, October 02, 2016 16:45:00

Hockenheimring, Length: 4574m

Air temperature: 17.3°C

Track temperature: 19.41°C

Weather condition: Dry

Lap	Time	SE1	SP1	SE2	SP2	SE3	SP3	TSP	Lap	Time	SE1	SP1	SE2	SP2	SE3	SP3	TSP
33	Meyer, CHE								theoretical besttime: 1:52.348								
1	2:18.868	38.176	132	58.030	110	42.662	145	227	9	1:52.877	24.694	138	52.720	167	35.463	175	229
2	2:32.568	30.418	130	1:13.582	88	48.568	97	148	10	1:53.721	24.696	140	52.837	162	36.188	174	229
3	2:31.779	34.540	105	1:10.842	132	46.397	172	169	11	1:53.541	24.846	139	52.917	166	35.778	176	213
4	1:54.399	24.726	140	52.920	168	36.753	177	227	12	1:54.293	25.276	140	52.648	167	36.369	174	227
5	1:55.973	24.957	117	55.443	168	35.573	177	221	13	1:55.127	25.507	138	53.640	166	35.980	174	225
6	1:52.516	24.611	140	52.576	167	35.329	175	226	14	1:58.074	25.445	141	55.594	166	37.035	175	225
7	1:52.702	24.443	139	52.916	167	35.343	174	225	15	1:58.524	25.662	138	55.426	160	37.436	173	219
8	1:54.303	24.550	140	53.408	165	36.345	176	227	16	2:04.045	26.506	134	56.906	160	40.633	120	190

41	Kirsch, DEU								theoretical besttime: 1:50.007								
1	2:08.600	32.491	141	53.844	135	42.265	128	231	9	1:50.479	24.076	143	51.330	170	35.073	180	232
2	2:34.844	32.424	109	1:13.970	118	48.450	145	128	10	1:50.469	24.350	142	51.167	170	34.952	181	233
3	2:35.508	35.102	112	1:12.440	108	47.966	180	132	11	1:50.291	24.171	142	51.060	171	35.060	182	232
4	1:51.084	24.529	143	51.555	171	35.000	180	232	12	1:50.792	24.288	142	51.250	170	35.254	181	233
5	1:50.742	24.330	143	51.335	172	35.077	180	231	13	1:51.089	24.405	141	51.506	171	35.178	181	232
6	1:50.757	24.200	143	51.471	172	35.086	182	226	14	1:51.704	24.414	143	52.072	171	35.218	182	233
7	1:51.333	24.596	130	51.836	172	34.901	181	230	15	1:52.787	25.019	144	52.254	170	35.514	181	234
8	1:50.731	24.263	143	51.597	172	34.871	181	229	16	1:51.486	24.500	144	51.614	170	35.372	180	233

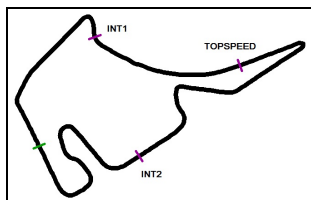
42	Niedertscheider, AUT								theoretical besttime: 1:51.283								
1	2:17.334	37.128	124	57.573	127	42.633	164	233	9	1:52.226	24.594	141	51.862	168	35.770	179	232
2	2:32.460	30.364	131	1:13.703	98	48.393	98	160	10	1:52.267	24.795	139	51.906	166	35.566	179	232
3	2:32.210	34.625	109	1:11.019	135	46.566	178	150	11	1:52.420	24.752	139	51.743	170	35.925	178	233
4	1:53.422	24.758	143	53.006	167	35.658	177	237	12	1:52.475	24.628	141	52.009	169	35.838	177	232
5	1:51.659	24.566	138	51.611	172	35.482	180	236	13	1:52.673	24.819	141	52.092	169	35.762	179	232
6	1:51.838	24.804	141	51.356	170	35.678	178	236	14	1:52.883	24.778	140	52.269	168	35.836	179	230
7	1:52.635	24.445	141	52.562	170	35.628	178	233	15	1:52.670	24.695	141	52.100	168	35.875	175	231
8	1:52.622	25.128	139	51.934	169	35.560	180	233	16	1:53.489	24.836	139	52.610	167	36.043	177	232

45	Larsson, SWE								theoretical besttime:								
1	2:36.312	39.329	75	1:06.267	140	50.716		185									

59	Beckhusen, DEU								theoretical besttime: 1:51.504								
1	2:19.631	37.609	112	59.358	108	42.664	149	228	9	1:53.178	24.743	142	52.641	169	35.794	178	236
2	2:32.402	30.558	138	1:13.531	95	48.313	96	145	10	1:54.695	25.650	141	53.137	171	35.908	177	234
3	2:31.517	34.750	116	1:11.366	113	45.401	183	150	11	1:53.214	24.946	141	52.593	171	35.675	180	236
4	1:53.612	24.807	145	52.154	174	36.651	182	239	12	1:53.464	24.941	141	52.624	173	35.899	178	234
5	1:52.878	24.855	142	52.551	173	35.472	181	237	13	1:53.950	26.037	142	52.284	170	35.629	181	236
6	1:51.504	24.472	143	51.745	173	35.287	181	237	14	1:52.513	24.743	142	52.022	171	35.748	178	234
7	1:52.063	24.636	144	51.829	173	35.598	180	236	15	1:54.873	24.939	141	54.139	170	35.795	179	235
8	1:52.489	24.745	142	51.854	170	35.890	178	236	16	1:53.283	25.170	142	52.285	172	35.828	180	234

65	Schori, CHE								theoretical besttime: 1:54.451								
1	2:22.581	39.643	116	1:00.175	116	42.763	132	219	9	1:55.629	25.554	137	53.524	165	36.551	171	221
2	2:32.096	30.688	130	1:12.685	115	48.723	96	113	10	1:55.598	25.639	137	53.492	166	36.467	173	221
3	2:30.997	34.493	124	1:11.302	109	45.202	170	149	11	1:54.525	25.418	137	52.954	165	36.153	172	223
4	1:56.770	26.738	138	53.404	164	36.628	172	224	12	1:55.755	25.791	137	53.496	164	36.468	172	219
5	1:56.674	25.693	138	53.799	165	37.182	172	224	13	1:55.403	25.423	137	53.268	166	36.712	173	222
6	1:55.774	25.749	138	53.390	166	36.635	174	224	14	1:55.411	25.747	137	53.484	165	36.180	173	222
7	1:55.489	25.530	138	53.677	166	36.282	172	222	15	1:56.714	25.701	138	54.039	160	36.974	171	221
8	1:55.915	25.344	136	53.738	164	36.833	173	222	16	1:55.812	25.932	138	53.218	166	36.662	169	222

66	Jost, CHE								theoretical besttime: 1:50.740								
1	2:07.459	31.826	138	53.656	149	41.977	144	230	9	1:51.290	24.202	143	51.817	171	35.271	179	234
2	2:35.091	32.464	112	1:14.364	116	48.263	134	121	10	1:51.384	24.379	143	51.745	172	35.260	180	234
3	2:36.076	35.458	113	1:12.437	106	48.181	180	139	11	1:51.271	24.403	144	51.581	172	35.287	181	235
4	1:52.793	25.043	141	52.276	171	35.474	180	233	12	1:51.436	24.326	142	51.685	170	35.425	180	235
5	1:51.449	24.450	143	51.736	169	35.263	180	234	13	1:51.297	24.322	142	51.477	171	35.498	181	233
6	1:51.696	24.605	141	51.948	171	35.143	182	236	14	1:51.735	24.499	142	51.856	172	35.380	179	232



ADAC TCR Germany



Sector List Race 2

Provisional

DMSB Reg. Nr.: 289/16

Sunday, October 02, 2016 16:45:00

Hockenheimring, Length: 4574m

Air temperature: 17.3°C

Track temperature: 19.41°C

Weather condition: Dry

Lap	Time	SE1	SP1	SE2	SP2	SE3	SP3	TSP	Lap	Time	SE1	SP1	SE2	SP2	SE3	SP3	TSP
7	1:51.291	24.347	143	51.706	173	35.238	180	235	15	1:51.534	24.473	143	51.756	170	35.305	181	235
8	1:51.118	24.493	142	51.564	170	35.061	180	235	16	1:51.429	24.292	142	51.749	170	35.388	180	233

69 Westman, FIN

theoretical besttime: 1:51.384

1	2:18.222	37.518	118	58.075	118	42.629	151	230	9	1:52.040	24.887	143	51.871	170	35.282	178	234
2	2:32.256	30.655	131	1:13.258	95	48.343	98	151	10	1:52.199	25.064	144	51.473	170	35.662	179	234
3	2:32.193	34.653	111	1:11.164	127	46.376	175	151	11	1:51.933	24.918	143	51.375	171	35.640	178	234
4	1:53.177	24.873	143	52.551	168	35.753	178	235	12	1:52.525	24.790	143	51.879	168	35.856	178	235
5	1:52.294	25.125	142	51.813	170	35.356	179	234	13	1:52.764	24.753	144	51.905	170	36.106	178	235
6	1:51.633	24.727	143	51.479	171	35.427	181	235	14	1:52.806	24.942	144	51.884	168	35.980	176	233
7	1:53.067	24.946	141	52.124	170	35.997	180	232	15	1:52.597	24.863	145	51.781	167	35.953	174	233
8	1:52.490	25.168	143	51.871	170	35.451	181	238	16	1:53.710	25.173	143	52.184	168	36.353	176	234

88 Fugel, DEU

theoretical besttime: 1:50.959

1	2:30.658	43.731	138	59.328	131	47.599	132	232	9	1:51.443	24.419	144	51.585	171	35.439	180	236
2	2:26.346	30.548	120	1:07.694	133	48.104	94	128	10	1:53.555	24.603	144	52.217	172	36.735	178	237
3	2:30.627	35.047	109	1:10.900	112	44.680	180	141	11	1:51.482	24.635	143	51.544	171	35.303	180	233
4	1:52.015	25.087	143	51.609	172	35.319	182	234	12	1:51.619	24.739	144	51.380	171	35.500	180	234
5	2:00.849	25.010	143	53.026	171	42.813	175	231	13	1:52.404	24.688	144	52.096	172	35.620	180	235
6	1:52.478	25.079	144	51.762	171	35.637	179	234	14	1:51.951	24.638	144	51.900	171	35.413	181	235
7	1:51.178	24.525	144	51.493	171	35.160	180	233	15	1:52.070	24.656	143	51.866	171	35.548	181	238
8	1:51.283	24.431	144	51.446	171	35.406	181	234	16	1:52.528	24.919	144	51.838	171	35.771	181	235

99 Files, GBR

theoretical besttime:

1	43.193	112						196									
---	--------	------------	--	--	--	--	--	-----	--	--	--	--	--	--	--	--	--