

# ADAC Formel 4

## Result List Race 3

Provisional



Hockenheimring, Length: 4574m

Air temperature: 20.02°C

Track temperature: 24.26°C

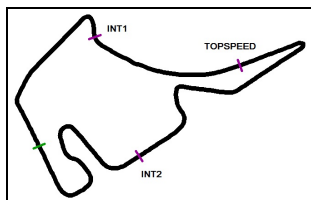
Weather condition: Dry

**DMSB** Reg. Nr.: 288/16

Sunday, October 02, 2016 15:15:00

started : 37      classified : 33      not classified : 4

Nr.	Drivers	Team	Laps	Total Time	Gap	Kph	Lap	Time	Kph
Cl.	Car	Competitor							
1	29 M.Schumacher(DEU) ADAC Formel 4 powered by Abarth	(T) Prema Powerteam(ITA) Prema Powerteam	15	31:18.204		130.3	3	1:41.903	161.5
2	35 K.Laliberte(FRA) ADAC Formel 4 powered by Abarth	(T) Van Amersfoort Racing(NLD) Van Amersfoort Racing	15	31:18.766	0.562	130.2	4	1:42.145	161.2
3	44 J.Vips(ITA) R ADAC Formel 4 powered by Abarth	(T) Prema Powerteam(ITA) Prema Powerteam	15	31:19.358	1.154	130.4	4	1:41.909	161.5
4	28 K.Schramm(DEU) ADAC Formel 4 powered by Abarth	(T) US Racing(DEU) US Racing	15	31:20.097	1.893	130.1	4	1:42.046	161.3
5	14 T.Preining(AUT) ADAC Formel 4 powered by Abarth	(T) Lechner Racing(AUT) Lechner Racing	15	31:20.372	2.168	130.2	3	1:42.074	161.3
6	77 J.van Uiert(NLD) ADAC Formel 4 powered by Abarth	(T) Jenzer Motorsport(CHE) Jenzer Motorsport	15	31:20.698	2.494	130.2	4	1:42.020	161.4
7	6 M.Ortmann(DEU) ADAC Formel 4 powered by Abarth	(T) ADAC Berlin-Brandenburg e.V.(DEU) ADAC Berlin-Brandenburg e.V.	15	31:21.387	3.183	130.3	4	1:42.142	161.2
8	81 N.Nielsen(DNK) R ADAC Formel 4 powered by Abarth	(T) Neuhauser Racing(AUT) Neuhauser Racing	15	31:21.901	3.697	130.4	4	1:41.904	161.5
9	45 T.Wolf(DEU) ADAC Formel 4 powered by Abarth	(T) KUG-Motorsport(DEU) KUG-Motorsport	15	31:22.116	3.912	130.2	4	1:42.138	161.2
10	27 L.Gachot(GBR) ADAC Formel 4 powered by Abarth	US Racing(DEU) US Racing	15	31:22.491	4.287	130.4	4	1:42.030	161.3
11	90 C.Piro(DEU) ADAC Formel 4 powered by Abarth	(T) Team Piro Sport Interdental(DEU) Team Piro Sport Interdental	15	31:22.992	4.788	130.2	4	1:42.047	161.3
12	75 J.Esmeijer(NLD) ADAC Formel 4 powered by Abarth	(T) Team Timo Scheider GmbH(DEU) Team Timo Scheider GmbH	15	31:23.525	5.321	130.3	4	1:42.309	160.9
13	2 J.Fittje(DEU) ADAC Formel 4 powered by Abarth	(T) US Racing(DEU) US Racing	15	31:24.139	5.935	130.2	9	1:42.927	159.9
14	80 F.Drugovich(AUT) R ADAC Formel 4 powered by Abarth	(T) Neuhauser Racing(AUT) Neuhauser Racing	15	31:24.492	6.288	130.4	9	1:42.804	160.1
15	40 L.Hoogenboom(NLD) R ADAC Formel 4 powered by Abarth	Van Amersfoort Racing(NLD) Van Amersfoort Racing	15	31:24.769	6.565	130.3	4	1:42.140	161.2
16	15 M.Waldherr(DEU) ADAC Formel 4 powered by Abarth	(T) Motopark(DEU) Motopark	15	31:25.119	6.915	130.6	9	1:42.728	160.2
17	10 A.Estner(DEU) R ADAC Formel 4 powered by Abarth	(T) RS Competition(DNK) RS Competition	15	31:25.970	7.766	130.2	9	1:42.937	159.9
18	99 S.Flörsch(DEU) ADAC Formel 4 powered by Abarth	Motopark(DEU) Motopark	15	31:26.176	7.972	130.4	4	1:43.023	159.8
19	3 C.Schreiner(DEU) ADAC Formel 4 powered by Abarth	US Racing(DEU) US Racing	15	31:27.342	9.138	130.1	4	1:43.254	159.4
20	25 M.Müller-Crepon(CHE) ADAC Formel 4 powered by Abarth	Van Amersfoort Racing(NLD) Van Amersfoort Racing	15	31:28.610	10.406	130.2	4	1:43.736	158.7
21	23 J.Hanses(DEU) R ADAC Formel 4 powered by Abarth	(T) Team Timo Scheider GmbH(DEU) Team Timo Scheider GmbH	15	31:29.111	10.907	130.2	4	1:44.439	157.6
22	13 Y.Brandt(DEU) R ADAC Formel 4 powered by Abarth	(T) Lechner Racing(AUT) Lechner Racing	15	31:29.392	11.188	130.4	3	1:43.908	158.4
23	79 J.Love(AUS) ADAC Formel 4 powered by Abarth	(T) SMC Schwärzler Motorsport Concepts(DEU) SMC Schwärzler Motorsport Concepts	15	31:29.600	11.396	130.2	4	1:44.130	158.1
24	5 L.Zendeli(DEU) R ADAC Formel 4 powered by Abarth	(T) ADAC Berlin-Brandenburg e.V.(DEU) ADAC Berlin-Brandenburg e.V.	15	31:30.112	11.908	129.6	4	1:42.035	161.3
25	9 R.Feller(CHE) R ADAC Formel 4 powered by Abarth	ADAC Berlin-Brandenburg e.V.(DEU) ADAC Berlin-Brandenburg e.V.	15	31:30.406	12.202	130.3	3	1:43.943	158.4
26	21 M.Halder(DEU) ADAC Formel 4 powered by Abarth	(T) Liqui Moly Team Engstler(DEU) Liqui Moly Team Engstler	15	31:30.758	12.554	130.1	3	1:44.039	158.2



# ADAC Formel 4

## Result List Race 3

Provisional



Hockenheimring, Length: 4574m

Air temperature: 20.02°C

Track temperature: 24.26°C

Weather condition: Dry

**DMSB** Reg. Nr.: 288/16

Sunday, October 02, 2016 15:15:00

started : 37      classified : 33      not classified : 4

Nr.	Drivers	Team	Laps	Total Time	Gap	Kph	Lap	Time	Kph
Cl.	Car	Competitor							
27	33 <b>J.Aberdein(ZAF)</b> R ADAC Formel 4 powered by Abarth	<b>Motopark(DEU)</b> Motopark	15	<b>31:31.626</b>	13.422	129.9	2	1:43.022	159.8
28	17 <b>D.Ciantini(CHE)</b> ADAC Formel 4 powered by Abarth	<b>Jenzer Motorsport(CHE)</b> Jenzer Motorsport	15	<b>31:31.679</b>	13.475	131.1	3	1:42.917	159.9
29	69 <b>G.Bianchi(CHE)</b> R ADAC Formel 4 powered by Abarth	<b>Jenzer Motorsport(CHE)</b> Jenzer Motorsport	15	<b>31:31.904</b>	13.700	131.1	3	1:43.789	158.6
30	68 <b>J.Correa(ITA)</b> R ADAC Formel 4 powered by Abarth	<b>Prema Powerteam(ITA)</b> Prema Powerteam	15	<b>31:31.969</b>	13.765	129.9	2	1:43.728	158.7
31	20 <b>K.Kratz(DEU)</b> ADAC Formel 4 powered by Abarth	<b>Jenzer Motorsport(CHE)</b> Jenzer Motorsport	15	<b>31:32.417</b>	14.213	129.9	3	1:43.023	159.8
32	8 <b>L.Engstler(DEU)</b> ADAC Formel 4 powered by Abarth	<b>(T) Liqui Moly Team Engstler(DEU)</b> Liqui Moly Team Engstler	14	<b>29:39.391</b>	1LAPS	128.6	4	1:42.129	161.2
33	19 <b>F.Scherer(CHE)</b> R ADAC Formel 4 powered by Abarth	<b>(T) Jenzer Motorsport(CHE)</b> Jenzer Motorsport	14	<b>29:40.601</b>	1LAPS	128.6	9	1:42.806	160.1
<b>Not classified</b>									
66	<b>S.Laaksonen(FIN)</b> ADAC Formel 4 powered by Abarth	<b>(T) Motopark(DEU)</b> Motopark	10	<b>19:30.631</b>	5 LAP	139.7	3	1:41.915	161.5
24	<b>R.Brezina(DEU)</b> ADAC Formel 4 powered by Abarth	<b>(T) Rennsport Rössler(DEU)</b> Rennsport Rössler	8	<b>16:00.873</b>	7 LAP	137.2	4	1:44.226	157.9
7	<b>O.Söderström(SWE)</b> ADAC Formel 4 powered by Abarth	<b>ADAC Berlin-Brandenburg e.V.(DEU)</b> ADAC Berlin-Brandenburg e.V.	8	<b>16:01.504</b>	7 LAP	137.1	2	1:44.150	158.1
96	<b>J.Mawson(DEU)</b> ADAC Formel 4 powered by Abarth	<b>(T) Van Amersfoort Racing(NLD)</b> Van Amersfoort Racing	4	<b>6:59.765</b>	11 LAP	160.5	4	1:42.122	161.2

*Fastest lap of the race. Car 29 driver Mick Schumacher on lap 3. Time 1:41.903, average speed 161.5 km/h.*

T = nominated for the team classification

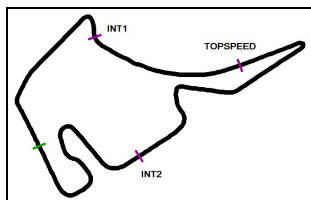
**Subject to final scrutineering!**

Publications Time:

Clerk of the course:

Time Keeping:





# ADAC Formel 4

## Sector List Race 3

Provisional



Hockenheimring, Length: 4574m

Air temperature: 20.02°C

Track temperature: 24.26°C

Weather condition: Dry

DMSB Reg. Nr.: 288/16

Sunday, October 02, 2016 15:15:00

Lap	Time	SE1	SP1	SE2	SP2	SE3	SP3	TSP	Lap	Time	SE1	SP1	SE2	SP2	SE3	SP3	TSP
<b>2 Fittje, DEU</b>									<b>theoretical besttime: 1:42.124</b>								
1	1:53.713	30.494	147	51.219	177	32.000	188	226	9	<b>1:42.927</b>	22.364	150	48.780	181	31.783	189	233
2	1:43.350	22.631	<b>150</b>	<b>48.385</b>	180	32.334	188	229	10	1:48.419	22.356	148	48.885	179	37.178	107	231
3	1:45.326	23.410	127	50.073	181	31.843	187	229	11	2:40.610	31.263	144	1:13.764	112	55.583	151	126
4	1:43.086	23.154	148	48.456	<b>181</b>	<b>31.476</b>	<b>189</b>	232	12	2:34.239	31.923	135	1:10.166	120	52.150	153	133
5	1:46.823	<b>22.263</b>	150	48.056	182	36.504	149	231	13	2:29.728	29.687	138	1:07.949	114	52.092	147	133
6	2:44.663	29.885	105	1:28.688	128	46.090	134	99	14	2:30.226	33.239	138	1:13.708	84	43.279	189	93
7	2:32.708	37.289	128	1:10.846	134	44.573	186	162	15	1:44.397	22.673	149	48.933	179	32.791	188	<b>235</b>
8	1:43.924	22.594	150	48.589	180	32.741	188	233									

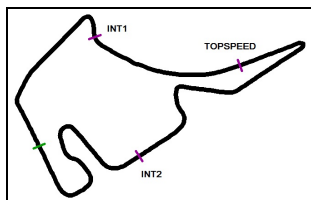
<b>3 Schreiner, DEU</b>									<b>theoretical besttime: 1:42.988</b>								
1	1:56.672	33.138	146	50.809	177	32.725	<b>188</b>	227	9	1:43.629	22.674	149	49.040	180	<b>31.915</b>	<b>187</b>	227
2	1:45.839	22.953	148	50.382	178	32.504	186	228	10	1:46.649	<b>22.591</b>	<b>150</b>	48.517	180	35.541	79	227
3	1:44.555	22.960	147	49.576	181	32.019	186	225	11	2:42.399	30.430	133	1:14.277	103	57.692	131	141
4	<b>1:43.254</b>	22.740	150	<b>48.482</b>	<b>182</b>	32.032	187	227	12	2:33.661	29.499	126	1:10.651	100	53.511	132	146
5	1:47.884	22.711	<b>151</b>	48.637	182	36.536	103	228	13	2:29.288	28.695	151	1:07.515	99	53.078	135	120
6	2:45.033	29.464	116	1:30.132	90	45.437	130	73	14	2:27.375	32.461	120	1:12.904	77	42.010	187	133
7	2:29.944	36.686	121	1:11.648	107	41.610	187	137	15	1:45.051	23.010	149	49.422	179	32.619	187	230
8	1:46.109	22.846	147	50.714	176	32.549	187	<b>231</b>									

<b>5 Zendeli, DEU</b>									<b>theoretical besttime: 1:41.970</b>								
1	1:51.818	29.539	147	49.752	180	32.527	183	230	9	1:47.468	22.663	147	48.607	181	36.198		231
2	1:43.219	23.056	149	48.502	181	<b>31.661</b>	185	231	10	1:58.895	36.387	148	48.958	177	33.550	174	228
3	1:43.154	22.735	151	48.443	181	31.976	189	232	11	2:43.317	28.849	146	1:14.318	89	1:00.150	112	142
4	<b>1:42.035</b>	<b>22.256</b>	149	<b>48.053</b>	<b>183</b>	31.726	189	232	12	2:33.537	26.530	151	1:11.556	87	55.451	85	133
5	1:46.238	22.971	138	48.681	183	34.586	153	230	13	2:28.131	27.307	143	1:06.077	119	54.747	122	119
6	2:44.858	31.172	93	1:26.020	136	47.666	118	95	14	2:24.200	30.277	127	1:13.331	87	40.592	190	113
7	2:35.691	36.622	133	1:10.531	109	48.538	186	118	15	1:44.144	22.731	149	49.023	180	32.390	188	<b>234</b>
8	1:43.407	22.396	<b>151</b>	49.025	180	31.986	188	233									

<b>6 Ortman, DEU</b>									<b>theoretical besttime: 1:41.977</b>								
1	1:52.850	30.460	138	49.708	179	32.682	187	230	9	1:42.742	22.273	150	48.618	179	31.851	188	231
2	1:42.890	22.525	149	48.746	180	<b>31.619</b>	187	233	10	1:47.644	22.345	149	49.858	177	35.441	133	233
3	1:42.716	22.444	149	48.236	<b>181</b>	32.036	187	229	11	2:37.548	30.518	108	1:12.734	120	54.296	148	124
4	<b>1:42.142</b>	<b>22.245</b>	149	<b>48.113</b>	180	31.784	184	<b>233</b>	12	2:33.243	34.145	100	1:09.312	108	49.786	150	138
5	1:45.591	22.380	148	48.206	182	35.005	132	227	13	2:31.016	32.763	106	1:07.652	115	50.601	146	145
6	2:44.617	31.070	88	1:25.367	138	48.180	124	94	14	2:35.154	34.487	114	1:15.837	64	44.830	189	106
7	2:35.754	35.955	130	1:11.124	113	48.675	188	146	15	1:43.957	22.818	149	48.824	176	32.315	187	231
8	1:43.523	22.517	149	49.153	179	31.853	185	228									

<b>7 Söderström, SWE</b>									<b>theoretical besttime: 1:43.416</b>								
1	2:01.068	35.656	137	51.207	178	34.205	184	234	6	2:44.972	29.280	110	1:30.768	83	44.924	133	69
2	<b>1:44.150</b>	23.492	<b>151</b>	<b>48.705</b>	179	<b>31.953</b>	184	<b>235</b>	7	2:27.990	37.045	123	1:11.081	123	39.864	187	102
3	1:44.341	<b>22.758</b>	149	49.028	<b>180</b>	32.555	187	230	8	1:44.496	22.863	149	49.045	178	32.588	187	232
4	1:46.558	24.144	146	49.750	174	32.664	<b>187</b>	232	9		22.845	151	50.306	175			235
5	1:47.929	22.876	149	49.379	161	35.674	110	231									

<b>8 Engstler, DEU</b>									<b>theoretical besttime: 1:42.044</b>								
1	1:54.947	31.527	142	50.662	178	32.758	188	224	9	1:43.236	22.871	150	48.602	180	31.763	188	228
2	1:43.185	22.547	150	48.567	180	32.071	188	234	10	1:48.966	22.501	148	49.742	181	36.723	110	229
3	1:43.213	22.945	148	48.696	181	31.572	187	229	11	2:40.457	31.619	141	1:13.489	116	55.349	153	140
4	<b>1:42.129</b>	22.349	148	<b>48.371</b>	181	<b>31.409</b>	187	230	12	2:34.034	32.055	137	1:10.127	117	51.852	154	140
5	1:46.101	<b>22.264</b>	149	48.148	183	35.689	149	229	13	2:29.824	30.474	131	1:07.583	118	51.767	151	129
6	2:45.070	30.594	104	1:27.382	113	47.094	131	106	14	2:30.803	33.248	142	1:14.057	85	43.498	188	98
7	2:34.012	37.087	129	1:10.744	134	46.181	187	117	15		22.738	151					<b>235</b>
8	1:43.414	22.402	151	48.892	<b>183</b>	32.120	<b>189</b>	232									



# ADAC Formel 4

## Sector List Race 3

Provisional



Hockenheimring, Length: 4574m

Air temperature: 20.02°C

Track temperature: 24.26°C

Weather condition: Dry

**DMSB** Reg. Nr.: 288/16

Sunday, October 02, 2016 15:15:00

Lap	Time	SE1	SP1	SE2	SP2	SE3	SP3	TSP	Lap	Time	SE1	SP1	SE2	SP2	SE3	SP3	TSP
<b>9</b>	Feller, CHE								<b>theoretical besttime: 1:43.467</b>								
1	2:02.500	35.728	137	51.491	178	35.281	188	229	9	1:45.664	22.951	150	49.025	181	33.688	176	235
2	1:44.088	22.912	<b>151</b>	48.682	180	32.494	186	231	10	1:45.516	22.930	148	49.217	174	33.369	163	231
3	<b>1:43.943</b>	22.923	148	<b>48.640</b>	<b>182</b>	32.380	187	232	11	2:42.181	28.287	140	1:14.578	95	59.316	135	144
4	1:45.135	23.311	150	49.639	176	<b>32.185</b>	188	233	12	2:33.532	27.099	128	1:11.400	88	55.033	117	133
5	1:47.691	<b>22.642</b>	150	49.034	169	36.015	107	231	13	2:28.323	28.109	130	1:06.312	110	53.902	127	122
6	2:44.676	29.236	111	1:30.632	93	44.808	138	63	14	2:25.494	31.388	114	1:13.286	87	40.820	189	139
7	2:28.477	37.090	114	1:10.449	135	40.938	189	116	15	1:45.369	22.853	150	49.704	178	32.812	190	236
8	1:47.817	22.789	150	52.321	169	32.707	186	<b>237</b>									

<b>10</b>	Estner, DEU								<b>theoretical besttime: 1:42.661</b>								
1	1:55.744	32.129	146	50.717	174	32.898	186	<b>232</b>	9	<b>1:42.937</b>	22.595	148	48.459	181	<b>31.883</b>	<b>188</b>	229
2	1:43.159	22.608	149	48.484	178	32.067	<b>189</b>	228	10	1:49.167	22.535	147	<b>48.357</b>	<b>181</b>	38.275	82	229
3	1:45.563	22.856	149	50.433	176	32.274	187	232	11	2:41.076	30.646	140	1:13.969	112	56.461	136	145
4	1:43.508	<b>22.421</b>	147	48.822	176	32.265	187	230	12	2:33.726	31.257	123	1:10.401	105	52.068	144	142
5	1:47.438	22.542	147	48.461	180	36.435	122	229	13	2:30.106	29.680	151	1:08.083	114	52.343	136	145
6	2:44.042	28.838	92	1:30.134	100	45.070	125	83	14	2:28.556	32.709	135	1:13.010	84	42.837	188	125
7	2:31.790	37.054	132	1:11.384	131	43.352	186	130	15	1:44.881	22.960	151	49.656	178	32.265	188	231
8	1:44.277	22.686	149	49.693	177	31.898	187	226									

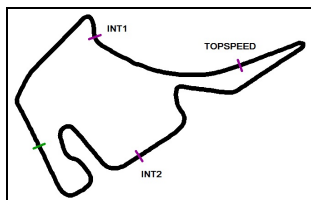
<b>13</b>	Brandt, DEU								<b>theoretical besttime: 1:42.819</b>								
1	2:02.826	35.493	138	51.913	178	35.420	188	228	9	1:45.828	23.556	148	50.460	179	31.812	188	225
2	1:43.986	23.104	150	48.796	181	32.086	<b>189</b>	231	10	1:45.568	<b>22.448</b>	<b>148</b>	49.653	178	33.467	87	231
3	<b>1:43.908</b>	22.953	<b>150</b>	<b>48.678</b>	<b>181</b>	32.277	187	<b>231</b>	11	2:43.465	30.248	136	1:14.264	109	58.953	125	126
4	1:43.964	22.783	148	49.488	179	<b>31.693</b>	186	226	12	2:33.932	28.141	127	1:11.026	103	54.765	119	135
5	1:47.465	22.723	149	49.214	171	35.528	96	221	13	2:28.405	28.007	150	1:06.729	98	53.669	119	103
6	2:44.327	29.022	123	1:30.571	92	44.734	129	65	14	2:26.434	31.441	125	1:12.816	87	42.177	186	127
7	2:28.747	37.189	124	1:10.687	126	40.871	187	100	15	1:45.728	22.666	150	50.120	178	32.942	187	231
8	1:44.809	22.519	150	49.568	180	32.722	187	229									

<b>14</b>	Preining, AUT								<b>theoretical besttime: 1:42.022</b>								
1	1:50.554	29.535	148	48.985	178	32.034	185	229	9	1:42.534	22.333	148	48.528	180	31.673	188	228
2	1:43.295	22.387	148	49.073	179	31.835	185	227	10	1:46.266	22.254	149	48.568	180	35.444	145	230
3	<b>1:42.074</b>	<b>22.235</b>	147	48.440	180	<b>31.399</b>	187	227	11	2:37.195	31.156	113	1:12.314	114	53.725	101	131
4	1:42.204	22.331	147	<b>48.388</b>	<b>180</b>	31.485	187	227	12	2:34.296	34.482	110	1:09.266	117	50.548	135	164
5	1:47.238	23.153	148	48.553	181	35.532	134	228	13	2:30.715	32.350	114	1:07.498	124	50.867	124	121
6	2:43.756	30.344	97	1:25.610	124	47.802	134	106	14	2:36.227	34.468	105	1:15.461	54	46.298	188	116
7	2:36.811	36.459	126	1:10.938	120	49.414	187	159	15	1:43.817	22.655	148	48.874	180	32.288	183	<b>234</b>
8	1:43.390	22.498	148	49.189	180	31.703	187	227									

<b>15</b>	Waldherr, DEU								<b>theoretical besttime: 1:41.948</b>								
1	2:00.504	34.921	149	51.671	177	33.912	184	225	9	<b>1:42.728</b>	22.402	149	49.100	178	<b>31.226</b>	<b>187</b>	228
2	1:43.572	22.990	150	<b>48.581</b>	<b>181</b>	32.001	184	227	10	1:46.794	<b>22.141</b>	<b>150</b>	48.862	179	35.791	82	224
3	1:44.488	22.599	<b>151</b>	49.620	181	32.269	188	231	11	2:41.247	30.788	136	1:13.825	108	56.634	131	132
4	1:43.744	22.645	151	49.233	181	31.866	188	226	12	2:34.204	31.019	125	1:10.632	101	52.553	146	135
5	1:47.158	22.529	147	49.077	179	35.552	87	225	13	2:29.435	29.148	149	1:08.042	102	52.245	130	131
6	2:44.145	29.029	105	1:30.059	91	45.057	126	75	14	2:28.142	33.005	133	1:12.986	82	42.151	190	113
7	2:29.795	36.824	122	1:11.517	112	41.454	188	134	15	1:43.863	23.038	150	49.173	177	31.652	190	231
8	1:45.300	22.772	149	50.251	174	32.277	188	<b>234</b>									

<b>17</b>	Ciantini, CHE								<b>theoretical besttime: 1:42.762</b>								
1	2:14.270	30.919	144	59.046	151	44.305		210	9	1:48.498	22.995	147	49.874	175	35.629	161	226
2	2:29.087	1:07.500	147	49.641	176	31.946	184	220	10	1:46.262	23.558	145	48.956	176	33.748	176	226
3	<b>1:42.917</b>	22.479	147	<b>49.004</b>	<b>178</b>	<b>31.434</b>	185	222	11	2:44.229	28.868	143	1:14.463	86	1:00.898	100	131
4	1:44.945	<b>22.324</b>	148	51.046	178	31.575	186	222	12	2:32.920	26.660	147	1:10.577	88	55.683	94	142
5	1:43.298	22.469	148	49.047	179	31.782	185	223	13	2:29.056	27.289	143	1:05.823	115	55.944	138	134
6	1:56.325	22.734	148	49.824	125	43.767	116	223	14	2:22.812	28.899	133	1:13.309	93	40.604	187	112
7	2:27.355	37.826	128	1:09.565	102	39.964	177	128	15	1:45.398	22.835	149	49.247	177	33.316	176	<b>229</b>
8	1:44.307	22.780	148	49.310	177	32.217	<b>188</b>	226									





# ADAC Formel 4

## Sector List Race 3

Provisional



Hockenheimring, Length: 4574m

Air temperature: 20.02°C

Track temperature: 24.26°C

Weather condition: Dry

**DMSB** Reg. Nr.: 288/16

Sunday, October 02, 2016 15:15:00

Lap	Time	SE1	SP1	SE2	SP2	SE3	SP3	TSP	Lap	Time	SE1	SP1	SE2	SP2	SE3	SP3	TSP
<b>19 Scherer, CHE</b>									<b>theoretical besttime: 1:42.304</b>								
1	1:56.111	32.832	147	50.201	175	33.078	184	227	9	<b>1:42.806</b>	22.354	151	<b>48.511</b>	<b>180</b>	31.941	185	<b>232</b>
2	1:43.585	23.053	150	48.654	178	31.878	188	231	10	1:49.422	22.512	150	48.540	179	38.370	101	230
3	1:43.451	22.806	149	49.106	180	31.539	<b>189</b>	228	11	2:40.576	30.772	145	1:13.594	128	56.210	153	135
4	1:43.476	22.901	149	49.129	179	<b>31.446</b>	185	231	12	2:34.356	31.719	137	1:10.516	120	52.121	150	164
5	1:46.756	<b>22.347</b>	149	48.486	180	35.923	141	227	13	2:29.556	29.423	150	1:08.386	119	51.747	145	160
6	2:44.673	29.314	117	1:29.430	121	45.929	132	110	14	2:29.426	33.498	136	1:12.972	83	42.956	185	138
7	2:31.831	36.973	128	1:10.492	138	44.366	188	170	15		22.693	150					231
8	1:44.576	22.773	149	49.324	176	32.479	188	225									

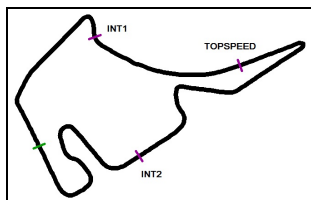
Lap	Time	SE1	SP1	SE2	SP2	SE3	SP3	TSP	Lap	Time	SE1	SP1	SE2	SP2	SE3	SP3	TSP
<b>20 Kratz, DEU</b>									<b>theoretical besttime: 1:42.127</b>								
1	1:58.048	34.034	145	50.907	173	33.107	186	<b>234</b>	9	1:44.083	22.659	148	49.704	175	31.720	186	224
2	1:44.662	22.743	150	49.392	179	32.527	<b>188</b>	229	10	1:43.389	22.415	147	49.037	178	31.937	184	225
3	<b>1:43.023</b>	22.896	149	48.650	180	<b>31.477</b>	188	230	11	2:37.217	23.011	149	1:13.709	79	1:00.497	108	119
4	1:43.389	<b>22.276</b>	150	<b>48.374</b>	<b>183</b>	32.739	183	229	12	2:33.317	26.698	148	1:10.112	97	56.507	96	137
5	1:48.018	23.120	150	48.526	181	36.372	100	227	13	2:28.356	26.016	149	1:06.236	111	56.104	130	122
6	2:44.892	29.340	101	1:30.320	96	45.232	134	82	14	2:22.024	28.576	123	1:13.376	103	40.072	188	125
7	2:30.319	36.984	122	1:11.664	115	41.671	186	138	15	1:45.851	22.680	150	49.766	180	33.405	183	228
8	2:05.829	22.854	149	1:09.917	172	33.058	185	225									

Lap	Time	SE1	SP1	SE2	SP2	SE3	SP3	TSP	Lap	Time	SE1	SP1	SE2	SP2	SE3	SP3	TSP
<b>21 Halder, DEU</b>									<b>theoretical besttime: 1:43.533</b>								
1	1:59.559	34.077	144	51.300	175	34.182	183	224	9	1:48.031	23.021	150	51.495	177	33.515	176	<b>230</b>
2	1:46.528	23.575	147	50.693	178	32.260	183	223	10	1:45.067	22.821	147	49.960	176	32.286	165	223
3	<b>1:44.039</b>	<b>22.681</b>	149	<b>48.921</b>	180	32.437	187	225	11	2:42.574	28.574	145	1:15.070	89	58.930	122	128
4	1:44.246	22.936	<b>150</b>	49.379	<b>182</b>	<b>31.931</b>	185	224	12	2:33.988	27.583	117	1:11.400	92	55.005	109	142
5	1:48.244	22.741	150	49.913	172	35.590	106	226	13	2:28.176	27.957	145	1:05.948	107	54.271	123	112
6	2:44.741	29.072	126	1:30.727	89	44.942	134	63	14	2:25.583	31.159	121	1:12.900	89	41.524	186	123
7	2:28.567	36.759	132	1:10.801	129	41.007	185	106	15	1:46.297	22.806	147	50.789	177	32.702	186	226
8	1:45.118	22.807	149	49.862	178	32.449	<b>188</b>	226									

Lap	Time	SE1	SP1	SE2	SP2	SE3	SP3	TSP	Lap	Time	SE1	SP1	SE2	SP2	SE3	SP3	TSP
<b>23 Hanses, DEU</b>									<b>theoretical besttime: 1:43.332</b>								
1	1:59.254	34.313	146	51.445	176	33.496	185	224	9	1:44.877	23.203	147	50.011	178	<b>31.663</b>	<b>186</b>	230
2	1:44.504	23.013	148	<b>49.173</b>	<b>180</b>	32.318	186	231	10	1:45.546	<b>22.496</b>	<b>147</b>	49.380	178	33.670	84	226
3	1:45.455	22.787	148	50.268	179	32.400	187	228	11	2:42.759	29.926	138	1:14.401	100	58.432	140	131
4	<b>1:44.439</b>	22.721	<b>151</b>	49.764	180	31.954	185	225	12	2:33.839	28.857	122	1:10.819	102	54.163	132	143
5	1:47.182	22.506	150	48.915	168	35.761	87	229	13	2:28.760	28.316	150	1:07.086	91	53.358	126	110
6	2:44.439	29.280	111	1:30.539	81	44.620	126	82	14	2:26.924	31.998	115	1:12.665	84	42.261	188	137
7	2:29.338	37.271	126	1:10.747	123	41.320	186	112	15	1:45.788	22.693	148	49.938	178	33.157	186	230
8	1:46.007	22.600	149	50.995	171	32.412	187	<b>232</b>									

Lap	Time	SE1	SP1	SE2	SP2	SE3	SP3	TSP	Lap	Time	SE1	SP1	SE2	SP2	SE3	SP3	TSP
<b>24 Brezina, DEU</b>									<b>theoretical besttime: 1:43.487</b>								
1	2:01.316	35.252	145	51.295	175	34.769	188	232	6	2:44.732	29.379	115	1:30.445	86	44.908	129	71
2	1:44.278	22.895	<b>149</b>	49.272	178	32.111	189	230	7	2:28.836	37.117	113	1:10.714	120	41.005	189	109
3	1:44.249	22.711	149	<b>48.831</b>	<b>180</b>	32.707	189	232	8	1:46.031	22.557	149	50.879	171	32.595	190	<b>234</b>
4	<b>1:44.226</b>	22.721	149	49.406	178	<b>32.099</b>	188	228	9		22.871	149	51.415	174			233
5	1:47.205	<b>22.557</b>	149	48.767	163	35.881	91	230									

Lap	Time	SE1	SP1	SE2	SP2	SE3	SP3	TSP	Lap	Time	SE1	SP1	SE2	SP2	SE3	SP3	TSP
<b>25 Müller-Crepon, CHE</b>									<b>theoretical besttime: 1:43.530</b>								
1	1:58.735	32.297	121	52.491	170	33.947	178	225	9	1:43.944	<b>22.576</b>	<b>148</b>	<b>49.078</b>	<b>176</b>	32.290	183	<b>232</b>
2	1:44.684	23.286	149	49.129	179	32.269	186	230	10	1:46.262	22.598	149	48.478	180	35.186	77	226
3	1:44.944	22.821	149	49.926	<b>180</b>	32.197	186	231	11	2:42.915	30.347	133	1:14.467	98	58.101	133	137
4	<b>1:43.736</b>	22.669	148	49.191	179	<b>31.876</b>	186	226	12	2:33.919	28.996	131	1:10.936	101	53.987	136	143
5	1:47.664	22.996	148	49.189	179	35.479	86	228	13	2:29.187	28.564	149	1:07.176	90	53.447	127	112
6	2:44.241	29.051	106	1:30.494	83	44.696	131	78	14	2:27.014	31.712	127	1:13.002	81	42.300	186	122
7	2:29.894	36.926	124	1:11.425	120	41.543	184	118	15	1:45.591	22.848	149	49.978	177	32.765	187	230
8	1:45.880	22.905	<b>150</b>	50.374	174	32.601	<b>188</b>	229									



# ADAC Formel 4

## Sector List Race 3

Provisional



Hockenheimring, Length: 4574m

Air temperature: 20.02°C

Track temperature: 24.26°C

Weather condition: Dry

**DMSB** Reg. Nr.: 288/16

Sunday, October 02, 2016 15:15:00

Lap	Time	SE1	SP1	SE2	SP2	SE3	SP3	TSP	Lap	Time	SE1	SP1	SE2	SP2	SE3	SP3	TSP
<b>27</b>	Gachot, GBR								<b>theoretical besttime: 1:41.900</b>								
1	1:54.628	31.815	147	50.202	178	32.611	187	230	9	1:43.138	22.352	150	48.718	180	32.068	186	<b>234</b>
2	1:43.158	22.549	150	48.568	181	32.041	188	231	10	1:46.872	22.354	148	48.466	179	36.052	128	230
3	1:42.682	22.559	150	48.594	<b>182</b>	31.529	188	233	11	2:38.489	30.978	118	1:13.530	95	53.981	142	138
4	<b>1:42.030</b>	22.353	150	<b>48.154</b>	182	<b>31.523</b>	187	230	12	2:33.493	33.609	115	1:09.579	105	50.305	155	156
5	1:46.227	<b>22.223</b>	149	48.181	183	35.823	155	230	13	2:30.630	32.009	115	1:07.597	116	51.024	134	140
6	2:45.008	31.014	105	1:26.986	121	47.008	127	107	14	2:34.031	33.719	110	1:15.987	63	44.325	189	112
7	2:34.465	37.350	128	1:10.426	128	46.689	188	103	15	1:44.425	22.531	144	49.866	178	32.028	188	229
8	1:43.215	22.552	<b>150</b>	48.762	181	31.901	188	231									

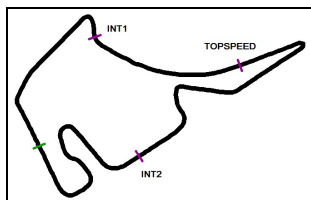
Lap	Time	SE1	SP1	SE2	SP2	SE3	SP3	TSP	Lap	Time	SE1	SP1	SE2	SP2	SE3	SP3	TSP
<b>28</b>	Schramm, DEU								<b>theoretical besttime: 1:41.750</b>								
1	1:49.399	27.805	147	49.779	178	31.815	187	223	9	1:42.852	22.542	150	48.764	182	31.546	188	226
2	1:42.771	22.453	149	48.709	181	31.609	187	227	10	1:46.031	22.334	150	49.162	179	34.535	148	226
3	1:42.207	22.305	<b>151</b>	48.415	181	31.487	183	226	11	2:37.449	31.779	112	1:12.046	118	53.624	111	124
4	<b>1:42.046</b>	22.359	150	48.343	181	<b>31.344</b>	187	225	12	2:34.423	34.750	106	1:09.062	135	50.611	119	140
5	1:46.271	<b>22.153</b>	150	<b>48.253</b>	<b>182</b>	35.865	160	227	13	2:30.986	32.701	112	1:07.252	125	51.033	100	157
6	2:44.080	31.245	94	1:24.977	120	47.858	143	88	14	2:36.367	34.349	107	1:15.481	57	46.537	185	102
7	2:37.799	36.231	109	1:11.079	137	50.489	187	142	15	1:44.239	22.843	148	49.679	180	31.717	184	<b>228</b>
8	1:43.177	22.293	150	49.327	179	31.557	188	227									

Lap	Time	SE1	SP1	SE2	SP2	SE3	SP3	TSP	Lap	Time	SE1	SP1	SE2	SP2	SE3	SP3	TSP
<b>29</b>	Schumacher, DEU								<b>theoretical besttime: 1:41.801</b>								
1	1:49.716	28.451	151	49.301	179	31.964	188	226	9	1:42.729	22.256	151	48.861	178	31.612	187	<b>231</b>
2	1:43.109	22.609	149	49.100	180	31.400	186	226	10	1:45.711	22.149	150	48.511	180	35.051	152	226
3	<b>1:41.903</b>	22.217	150	<b>48.342</b>	180	31.344	<b>188</b>	227	11	2:37.419	31.861	110	1:12.017	125	53.541	112	141
4	1:42.322	22.415	<b>152</b>	48.481	<b>182</b>	31.426	186	230	12	2:34.579	34.771	109	1:08.990	123	50.818	132	139
5	1:46.014	<b>22.131</b>	151	48.810	180	35.073	156	228	13	2:30.996	32.660	111	1:07.260	130	51.076	103	153
6	2:44.252	31.224	92	1:25.068	125	47.960	141	92	14	2:36.751	34.316	110	1:15.416	59	47.019	183	105
7	2:37.695	36.257	108	1:11.209	131	50.229	186	145	15	1:42.439	22.383	151	48.728	180	<b>31.328</b>	<b>186</b>	226
8	1:42.569	22.354	150	48.490	181	31.725	185	226									

Lap	Time	SE1	SP1	SE2	SP2	SE3	SP3	TSP	Lap	Time	SE1	SP1	SE2	SP2	SE3	SP3	TSP
<b>33</b>	Aberdein, ZAF								<b>theoretical besttime: 1:42.568</b>								
1	1:57.351	33.783	140	50.544	177	33.024	186	232	9	2:27.187	1:05.482	148	49.453	179	32.252	186	224
2	<b>1:43.022</b>	22.757	150	<b>48.500</b>	181	<b>31.765</b>	188	231	10	1:44.223	22.477	151	49.283	177	32.463	184	224
3	1:44.562	22.459	150	49.494	<b>182</b>	32.609	187	<b>236</b>	11	1:50.713	22.474	150	48.745	178	39.494	136	225
4	1:43.883	<b>22.303</b>	150	48.597	181	32.983	185	232	12	2:32.710	27.689	151	1:08.841	104	56.180	103	139
5	1:47.300	22.325	150	48.325	181	36.650	112	229	13	2:28.693	26.765	146	1:05.976	106	55.952	144	131
6	2:43.921	28.768	101	1:30.362	96	44.791	132	74	14	2:21.438	28.947	131	1:13.085	119	39.406	189	126
7	2:31.410	37.471	131	1:11.420	129	42.519	188	129	15	1:44.801	22.656	152	49.016	178	33.129	181	233
8	2:10.412	22.735	151	54.202	79	53.475		231									

Lap	Time	SE1	SP1	SE2	SP2	SE3	SP3	TSP	Lap	Time	SE1	SP1	SE2	SP2	SE3	SP3	TSP
<b>35</b>	Laliberte, FRA								<b>theoretical besttime: 1:42.008</b>								
1	1:48.853	27.952	149	49.306	178	31.595	186	223	9	1:42.549	22.260	149	49.021	179	31.268	187	<b>225</b>
2	1:42.523	22.402	149	48.726	179	31.395	186	225	10	1:45.985	22.165	149	48.702	180	35.118	142	224
3	1:42.241	22.211	<b>150</b>	48.705	180	31.325	187	224	11	2:37.360	31.849	107	1:11.999	123	53.512	111	144
4	<b>1:42.145</b>	22.213	148	48.703	180	<b>31.229</b>	<b>188</b>	223	12	2:34.452	34.721	113	1:09.157	127	50.574	123	144
5	1:46.439	<b>22.086</b>	150	<b>48.693</b>	179	35.660	154	225	13	2:31.136	32.782	111	1:07.311	131	51.043	107	145
6	2:44.090	31.232	92	1:24.961	125	47.897	132	97	14	2:36.796	34.405	111	1:15.315	61	47.076	187	123
7	2:37.814	36.212	108	1:11.104	124	50.498	187	142	15	1:43.363	22.521	148	49.099	179	31.743	187	225
8	1:43.020	22.290	149	49.166	180	31.564	188	223									

Lap	Time	SE1	SP1	SE2	SP2	SE3	SP3	TSP	Lap	Time	SE1	SP1	SE2	SP2	SE3	SP3	TSP
<b>40</b>	Hoogenboom, NLD								<b>theoretical besttime: 1:42.029</b>								
1	1:56.374	33.157	143	50.401	180	32.816	187	222	9	1:42.835	22.453	151	48.653	181	31.729	187	228
2	1:42.982	22.579	150	<b>48.241</b>	180	32.162	187	232	10	1:47.515	22.401	149	48.828	180	36.286	103	228
3	1:43.467	22.628	151	48.885	180	31.954	187	233	11	2:40.183	31.413	143	1:13.450	115	55.320	149	134
4	<b>1:42.140</b>	22.248	149	48.328	<b>181</b>	<b>31.564</b>	<b>188</b>	229	12	2:33.688	32.010	140	1:10.226	122	51.452	162	144
5	1:46.734	<b>22.224</b>	151	48.158	181	36.352	149	233	13	2:30.079	30.972	140	1:07.344	124	51.763	150	120
6	2:44.901	29.852	107	1:28.735	121	46.314	133	107	14	2:31.443	33.240	141	1:14.470	78	43.733	188	101
7	2:32.891	37.235	135	1:10.174	139	45.482	187	153	15	1:45.722	22.687	152	50.191	179	32.844	187	<b>234</b>
8	1:43.815	22.486	150	48.654	181	32.675	188	233									



# ADAC Formel 4

## Sector List Race 3

Provisional



Hockenheimring, Length: 4574m

Air temperature: 20.02°C

Track temperature: 24.26°C

Weather condition: Dry

**DMSB** Reg. Nr.: 288/16

Sunday, October 02, 2016 15:15:00

Lap	Time	SE1	SP1	SE2	SP2	SE3	SP3	TSP	Lap	Time	SE1	SP1	SE2	SP2	SE3	SP3	TSP
<b>44 Vips, ITA</b>									<b>theoretical besttime: 1:41.647</b>								
1	1:51.633	30.067	146	49.371	<b>181</b>	32.195	186	227	9	1:42.751	22.226	151	48.828	181	31.697	188	228
2	1:42.897	22.361	150	48.511	181	32.025	186	226	10	1:45.949	22.264	150	48.621	180	35.064	156	228
3	1:42.135	22.389	150	48.430	181	<b>31.316</b>	188	228	11	2:37.588	31.499	107	1:12.284	120	53.805	98	129
4	<b>1:41.909</b>	22.041	150	48.321	180	31.547	<b>188</b>	229	12	2:34.187	34.492	114	1:09.214	119	50.481	132	165
5	1:45.938	<b>22.020</b>	150	<b>48.311</b>	181	35.607	147	226	13	2:30.877	32.482	115	1:07.324	137	51.071	116	130
6	2:44.129	30.767	100	1:25.477	114	47.885	132	107	14	2:36.303	34.411	106	1:15.371	55	46.521	187	118
7	2:37.033	36.496	113	1:10.994	117	49.543	188	163	15	1:43.035	22.598	142	48.804	180	31.633	187	<b>231</b>
8	1:42.994	22.345	<b>151</b>	48.953	180	31.696	188	229									

<b>45 Wolf, DEU</b>									<b>theoretical besttime: 1:42.135</b>								
1	1:52.401	30.683	143	49.157	177	32.561	189	233	9	1:43.629	22.713	147	48.859	182	32.057	189	<b>235</b>
2	1:44.111	22.665	149	49.308	180	32.138	187	232	10	1:46.646	<b>22.220</b>	<b>150</b>	48.767	179	35.659	129	231
3	1:42.486	22.437	150	48.557	181	31.492	189	229	11	2:37.914	30.946	116	1:12.780	117	54.188	135	128
4	<b>1:42.138</b>	22.223	149	<b>48.460</b>	181	<b>31.455</b>	189	228	12	2:33.920	33.974	106	1:09.385	114	50.561	156	146
5	1:45.760	22.250	<b>151</b>	48.832	179	34.678	152	231	13	2:30.747	31.837	107	1:07.769	114	51.141	136	144
6	2:44.927	31.300	90	1:26.367	125	47.260	122	87	14	2:34.303	33.872	110	1:15.923	66	44.508	188	115
7	2:35.461	36.607	130	1:11.087	117	47.767	187	127	15	1:44.394	22.737	142	49.139	181	32.518	188	231
8	1:43.279	22.511	150	48.925	181	31.843	<b>190</b>	229									

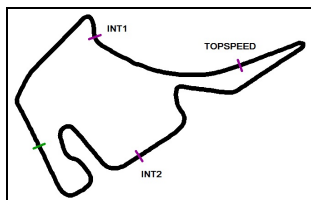
<b>66 Laaksonen, FIN</b>									<b>theoretical besttime: 1:41.912</b>								
1	1:50.088	28.259	150	49.712	179	32.117	188	226	6	2:44.110	30.777	97	1:25.400	127	47.933	136	90
2	1:43.234	22.466	150	49.156	180	31.612	188	229	7	2:37.230	36.342	98	1:10.963	122	49.925	188	148
3	<b>1:41.915</b>	22.052	151	<b>48.362</b>	<b>182</b>	<b>31.501</b>	188	229	8	1:42.882	22.403	149	48.944	181	31.535	188	227
4	1:42.185	22.154	151	48.468	182	31.563	188	231	9	1:42.724	22.358	151	48.863	181	31.503	189	229
5	1:46.504	<b>22.049</b>	151	48.646	182	35.809	150	<b>232</b>	10	1:59.759	22.327	151	51.731	162	45.701		227

<b>68 Correa, ITA</b>									<b>theoretical besttime: 1:42.557</b>								
1	1:57.652	34.360	141	50.469	172	32.823	185	233	9	3:01.846	1:41.156	149	49.223	178	31.467	186	224
2	<b>1:43.728</b>	22.784	150	49.130	<b>182</b>	<b>31.814</b>	187	232	10	1:47.045	26.068	150	48.952	181	32.025	185	225
3	1:43.731	<b>22.330</b>	151	48.983	175	32.418	188	230	11	1:43.023	22.210	150	48.573	179	32.240	183	224
4	1:43.913	22.467	149	<b>48.413</b>	180	33.033	185	232	12	2:23.411	22.459	151	1:04.344	106	56.608	100	168
5	1:47.608	22.474	149	48.300	181	36.834	109	233	13	2:29.479	27.830	137	1:04.013	115	57.636	104	144
6	2:44.587	28.761	102	1:30.639	95	45.187	132	76	14	2:19.554	28.748	133	1:11.455	121	39.351	189	108
7	2:30.560	36.991	124	1:11.249	130	42.320	189	142	15	1:44.702	22.657	151	49.275	180	32.770	188	<b>234</b>
8	1:51.130	22.682	151	49.863	172	38.585		230									

<b>69 Bianchi, CHE</b>									<b>theoretical besttime: 1:43.563</b>								
1	2:14.779	33.994	117	52.433	176	48.352	182	229	9	1:46.875	24.287	147	49.236	178	33.352	178	227
2	1:44.178	23.086	146	48.994	177	32.098	180	224	10	1:46.962	23.008	149	50.329	173	33.625	178	<b>231</b>
3	<b>1:43.789</b>	22.882	146	<b>48.932</b>	<b>179</b>	31.975	185	224	11	2:42.591	28.928	152	1:14.333	89	59.330	127	139
4	1:43.993	22.807	148	49.264	175	<b>31.922</b>	184	225	12	2:33.646	26.781	151	1:12.086	96	54.779	107	121
5	1:45.199	<b>22.709</b>	149	49.184	176	33.306	181	222	13	2:28.449	28.152	139	1:05.971	126	54.326	135	110
6	2:38.154	24.433	146	1:28.892	90	44.829	122	83	14	2:24.765	30.748	127	1:13.288	90	40.729	184	116
7	2:27.696	37.684	125	1:10.212	104	39.800	183	122	15	1:46.199	23.181	140	49.917	177	33.101	185	223
8	1:44.629	22.744	<b>150</b>	49.544	177	32.341	183	226									

<b>75 Esmelijer, NLD</b>									<b>theoretical besttime: 1:42.309</b>								
1	1:55.259	32.646	147	50.073	173	32.540	<b>189</b>	233	9	1:42.888	22.482	151	48.648	181	31.758	189	233
2	1:43.176	22.639	150	48.504	181	32.033	188	229	10	1:47.316	22.409	150	48.709	181	36.198	120	227
3	1:43.507	22.759	149	48.952	179	31.796	187	230	11	2:38.625	30.665	137	1:13.390	97	54.570	153	132
4	<b>1:42.309</b>	<b>22.294</b>	150	<b>48.325</b>	<b>182</b>	<b>31.690</b>	186	<b>233</b>	12	2:33.135	32.963	118	1:10.011	111	50.161	162	151
5	1:45.789	22.376	150	48.393	181	35.020	155	229	13	2:30.531	31.830	106	1:07.791	139	50.910	153	144
6	2:45.608	30.731	113	1:27.922	136	46.955	128	116	14	2:33.503	33.769	125	1:15.477	72	44.257	189	105
7	2:33.430	36.711	126	1:10.800	139	45.919	188	129	15	1:44.801	22.784	149	49.743	176	32.274	188	232
8	1:43.648	22.546	150	48.911	178	32.191	187	229									





# ADAC Formel 4

## Sector List Race 3

Provisional



Hockenheimring, Length: 4574m

Air temperature: 20.02°C

Track temperature: 24.26°C

Weather condition: Dry

**DMSB** Reg. Nr.: 288/16

Sunday, October 02, 2016 15:15:00

Lap	Time	SE1	SP1	SE2	SP2	SE3	SP3	TSP	Lap	Time	SE1	SP1	SE2	SP2	SE3	SP3	TSP
<b>77 van Uiter, NLD</b>									<b>theoretical besttime: 1:42.020</b>								
1	1:50.881	29.332	147	49.570	179	31.979	186	225	9	1:42.894	22.381	147	48.694	180	31.819	184	233
2	1:43.393	22.541	148	48.842	179	32.010	185	228	10	1:46.423	22.381	147	49.410	177	34.632	136	227
3	1:43.043	22.430	147	49.042	<b>180</b>	31.571	186	226	11	2:37.353	30.834	122	1:12.408	105	54.111	103	128
4	<b>1:42.020</b>	<b>22.130</b>	147	<b>48.433</b>	180	<b>31.457</b>	187	226	12	2:34.118	34.476	122	1:09.212	122	50.430	122	160
5	1:46.511	22.311	148	48.623	180	35.577	130	<b>234</b>	13	2:30.724	32.207	120	1:07.419	121	51.098	133	119
6	2:44.007	30.559	93	1:25.706	120	47.742	126	102	14	2:35.839	34.364	108	1:15.362	54	46.113	184	117
7	2:36.359	36.315	121	1:11.017	109	49.027	188	144	15	1:43.768	22.622	149	49.089	180	32.057	186	231
8	1:43.365	22.437	<b>149</b>	49.316	178	31.612	<b>189</b>	229									

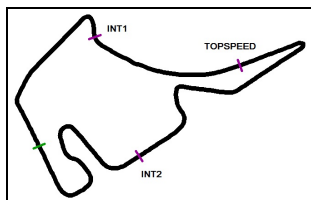
Lap	Time	SE1	SP1	SE2	SP2	SE3	SP3	TSP	Lap	Time	SE1	SP1	SE2	SP2	SE3	SP3	TSP
<b>79 Love, AUS</b>									<b>theoretical besttime: 1:43.391</b>								
1	1:59.669	34.536	147	51.412	179	33.721	186	227	9	1:47.083	23.134	147	51.319	177	32.630	187	224
2	1:44.897	23.685	146	<b>49.363</b>	178	31.849	185	228	10	1:44.698	23.040	148	48.870	179	32.788	106	225
3	1:44.323	22.446	<b>151</b>	49.588	178	32.289	186	<b>231</b>	11	2:43.927	30.147	142	1:14.822	92	58.958	123	134
4	<b>1:44.130</b>	22.828	148	49.652	<b>180</b>	<b>31.650</b>	186	225	12	2:33.651	27.793	120	1:11.008	94	54.850	109	129
5	1:47.331	<b>22.378</b>	149	49.118	177	35.835	82	230	13	2:28.458	28.148	146	1:06.313	94	53.997	119	106
6	2:44.410	28.910	115	1:30.993	81	44.507	126	79	14	2:26.054	31.201	117	1:12.961	99	41.892	186	111
7	2:29.404	36.924	122	1:11.202	120	41.278	187	111	15	1:45.413	22.611	149	50.285	175	32.517	189	230
8	1:46.152	22.722	143	50.683	175	32.747	185	225									

Lap	Time	SE1	SP1	SE2	SP2	SE3	SP3	TSP	Lap	Time	SE1	SP1	SE2	SP2	SE3	SP3	TSP
<b>80 Drugovich, AUT</b>									<b>theoretical besttime: 1:42.481</b>								
1	1:57.109	33.616	148	50.533	176	32.960	184	231	9	<b>1:42.804</b>	22.428	151	<b>48.611</b>	<b>179</b>	31.765	188	228
2	1:43.498	22.820	145	49.079	<b>180</b>	31.599	187	232	10	1:48.913	22.364	150	48.733	179	37.816	104	230
3	1:42.892	22.434	<b>151</b>	48.831	179	31.627	187	<b>237</b>	11	2:40.998	31.318	136	1:13.607	100	56.073	124	133
4	1:43.491	22.369	149	49.597	178	<b>31.525</b>	187	226	12	2:34.465	31.418	138	1:10.449	113	52.598	123	170
5	1:46.980	<b>22.345</b>	149	48.359	181	36.276	138	231	13	2:29.298	29.422	146	1:07.556	111	52.320	138	168
6	2:44.643	29.550	108	1:29.484	120	45.609	129	96	14	2:29.549	33.298	129	1:13.494	81	42.757	189	126
7	2:31.785	37.306	131	1:11.001	121	43.478	188	138	15	1:44.456	22.669	150	48.869	180	32.918	185	234
8	1:43.611	22.473	151	49.059	179	32.079	187	229									

Lap	Time	SE1	SP1	SE2	SP2	SE3	SP3	TSP	Lap	Time	SE1	SP1	SE2	SP2	SE3	SP3	TSP
<b>81 Nielsen, DNK</b>									<b>theoretical besttime: 1:41.889</b>								
1	1:54.205	31.353	150	50.521	178	32.331	187	226	9	1:42.822	22.494	150	48.584	174	31.744	187	<b>235</b>
2	1:43.245	22.540	151	48.324	<b>182</b>	32.381	187	231	10	1:45.739	22.328	150	48.586	178	34.825	150	228
3	1:42.542	22.613	148	48.455	181	31.474	188	226	11	2:37.328	30.960	122	1:12.573	112	53.795	113	116
4	<b>1:41.904</b>	22.317	149	<b>48.137</b>	182	<b>31.450</b>	<b>189</b>	230	12	2:34.108	34.743	121	1:09.564	106	49.801	128	159
5	1:46.153	<b>22.302</b>	150	48.402	181	35.449	164	233	13	2:31.000	32.649	110	1:06.989	130	51.362	147	123
6	2:44.815	31.019	103	1:26.939	126	46.857	115	93	14	2:35.266	34.261	93	1:15.413	57	45.592	187	104
7	2:34.923	37.197	132	1:10.645	121	47.081	188	115	15	1:44.736	22.599	151	49.228	175	32.909	187	234
8	1:43.115	22.593	150	48.809	180	31.713	188	231									

Lap	Time	SE1	SP1	SE2	SP2	SE3	SP3	TSP	Lap	Time	SE1	SP1	SE2	SP2	SE3	SP3	TSP
<b>90 Piro, DEU</b>									<b>theoretical besttime: 1:41.941</b>								
1	1:53.292	30.862	147	50.390	180	32.040	188	229	9	1:43.055	22.424	150	48.409	181	32.222	188	231
2	1:43.680	22.452	<b>150</b>	48.776	181	32.452	185	230	10	1:47.539	22.459	148	48.279	181	36.801	124	230
3	1:42.640	22.593	148	48.314	181	31.733	186	229	11	2:38.078	30.560	132	1:13.349	87	54.169	145	132
4	<b>1:42.047</b>	22.283	148	<b>48.184</b>	<b>183</b>	<b>31.580</b>	187	229	12	2:33.415	33.604	115	1:09.453	107	50.358	160	152
5	1:45.506	<b>22.177</b>	149	48.500	182	34.829	174	232	13	2:30.379	32.090	113	1:07.471	107	50.818	136	142
6	2:45.000	31.386	98	1:26.253	128	47.361	119	92	14	2:34.201	34.125	117	1:15.618	69	44.458	186	111
7	2:35.418	37.235	133	1:10.458	123	47.725	186	117	15	1:44.496	22.522	148	50.096	178	31.878	188	<b>232</b>
8	1:44.246	22.505	150	49.739	176	32.002	187	232									

Lap	Time	SE1	SP1	SE2	SP2	SE3	SP3	TSP	Lap	Time	SE1	SP1	SE2	SP2	SE3	SP3	TSP
<b>96 Mawson, DEU</b>									<b>theoretical besttime: 1:41.973</b>								
1	1:52.163	30.147	146	49.695	178	32.321	188	231	4	<b>1:42.122</b>	22.350	148	<b>48.269</b>	<b>180</b>	<b>31.503</b>	<b>187</b>	232
2	1:43.185	22.554	147	48.996	180	31.635	187	<b>233</b>	5								
3	1:42.295	<b>22.201</b>	<b>150</b>	48.338	<b>183</b>	31.756	<b>189</b>	229									



# ADAC Formel 4

## Sector List Race 3

Provisional



Hockenheimring, Length: 4574m

Air temperature: 20.02°C

Track temperature: 24.26°C

Weather condition: Dry

**DMSB** Reg. Nr.: 288/16

Sunday, October 02, 2016 15:15:00

Lap	Time	SE1	SP1	SE2	SP2	SE3	SP3	TSP	Lap	Time	SE1	SP1	SE2	SP2	SE3	SP3	TSP
<b>99</b>	Flörsch, DEU								<b>theoretical besttime: 1:42.215</b>								
1	1:58.757	34.723	148	50.875		33.159	182	228	9	1:43.646	22.396	148	49.632	179	31.618	186	223
2	1:44.214	22.758	148	48.941	180	32.515	185	226	10	1:46.647	22.223	148	48.580	180	35.844	75	225
3	1:43.294	22.791	147	48.922	179	<b>31.581</b>	185	<b>232</b>	11	2:41.707	30.609	138	1:14.011	116	57.087	150	139
4	<b>1:43.023</b>	<b>22.214</b>	149	<b>48.420</b>	<b>181</b>	32.389	187	229	12	2:33.926	30.547	130	1:10.527	98	52.852	149	152
5	1:48.130	23.180	151	48.642	181	36.308	102	230	13	2:29.239	29.049	149	1:07.994	102	52.196	135	131
6	2:44.933	29.287	106	1:30.616	91	45.030	132	88	14	2:27.982	33.190	131	1:12.953	81	41.839	187	109
7	2:30.131	37.004	120	1:11.648	115	41.479	<b>188</b>	148	15	1:44.611	22.856	152	49.507	180	32.248	187	230
8	1:45.936	22.936	148	50.921	173	32.079	186	230									