



ADAC Formel 4

Result List Race 2

Provisional



Hockenheimring, Length: 4574m

Air temperature: 18.35°C

Track temperature: 17.67°C

Weather condition: Dry

DMSB Reg. Nr.: 288/16

Saturday, October 01, 2016 15:35:00

started : 37 classified : 34 not classified : 3

Nr.	Drivers	Team	Laps	Total Time	Gap	Kph	Lap	Time	Kph
Cl.	Car	Competitor							
1	96 J.Mawson(DEU) ADAC Formel 4 powered by Abarth	(T) Van Amersfoort Racing(NLD) Van Amersfoort Racing	7	31:43.310		55.4	4	2:01.175	135.8
2	14 T.Preining(AUT) ADAC Formel 4 powered by Abarth	(T) Lechner Racing(AUT) Lechner Racing	7	31:43.987	0.677	55.5	4	2:01.179	135.8
3	35 K.Laliberte(FRA) ADAC Formel 4 powered by Abarth	(T) Van Amersfoort Racing(NLD) Van Amersfoort Racing	7	31:44.231	0.921	55.5	4	2:01.822	135.1
4	66 S.Laaksonen(FIN) ADAC Formel 4 powered by Abarth	(T) Motopark(DEU) Motopark	7	31:44.786	1.476	55.6	4	2:03.636	133.1
5	5 L.Zendeli(DEU) R ADAC Formel 4 powered by Abarth	(T) ADAC Berlin-Brandenburg e.V.(DEU) ADAC Berlin-Brandenburg e.V.	7	31:45.038	1.728	55.6	4	2:04.739	132.0
6	33 J.Aberdein(ZAF) R ADAC Formel 4 powered by Abarth	Motopark(DEU) Motopark	7	31:45.696	2.386	55.6	4	2:03.904	132.8
7	2 J.Fittje(DEU) ADAC Formel 4 powered by Abarth	(T) US Racing(DEU) US Racing	7	31:46.180	2.870	55.5	4	2:05.388	131.3
8	29 M.Schumacher(DEU) ADAC Formel 4 powered by Abarth	(T) Prema Powerteam(ITA) Prema Powerteam	7	31:46.597	3.287	55.7	4	2:02.994	133.8
9	80 F.Drugovich(AUT) R ADAC Formel 4 powered by Abarth	(T) Neuhauser Racing(AUT) Neuhauser Racing	7	31:47.046	3.736	55.6	4	2:03.570	133.2
10	7 O.Söderström(SWE) ADAC Formel 4 powered by Abarth	ADAC Berlin-Brandenburg e.V.(DEU) ADAC Berlin-Brandenburg e.V.	7	31:47.136	3.826	55.6	4	2:05.045	131.6
11	45 T.Wolf(DEU) ADAC Formel 4 powered by Abarth	(T) KUG-Motorsport(DEU) KUG-Motorsport	7	31:47.341	4.031	55.6	4	2:05.698	130.9
12	99 S.Flörsch(DEU) ADAC Formel 4 powered by Abarth	Motopark(DEU) Motopark	7	31:48.194	4.884	55.6	4	2:06.235	130.4
13	24 R.Brezina(DEU) ADAC Formel 4 powered by Abarth	(T) Rennsport Rössler(DEU) Rennsport Rössler	7	31:48.450	5.140	55.7	4	2:05.347	131.3
14	77 J.van Uiter(NLD) ADAC Formel 4 powered by Abarth	(T) Jenzer Motorsport(CHE) Jenzer Motorsport	7	31:49.444	6.134	55.5	4	2:09.706	126.9
15	13 Y.Brandt(DEU) R ADAC Formel 4 powered by Abarth	(T) Lechner Racing(AUT) Lechner Racing	7	31:49.870	6.560	55.6	4	2:06.716	129.9
16	44 J.Vips(ITA) R ADAC Formel 4 powered by Abarth	(T) Prema Powerteam(ITA) Prema Powerteam	7	31:49.987	6.677	55.7	4	2:03.518	133.3
17	40 L.Hoogenboom(NLD) R ADAC Formel 4 powered by Abarth	Van Amersfoort Racing(NLD) Van Amersfoort Racing	7	31:50.196	6.886	56.0	4	2:04.086	132.7
18	79 J.Love(AUS) ADAC Formel 4 powered by Abarth	(T) SMC Schwärzler Motorsport Concepts(DEU) SMC Schwärzler Motorsport Concepts	7	31:50.865	7.555	55.7	4	2:07.186	129.4
19	75 J.Esmeijer(NLD) ADAC Formel 4 powered by Abarth	(T) Team Timo Scheider GmbH(DEU) Team Timo Scheider GmbH	7	31:51.127	7.817	55.4	4	2:06.760	129.9
20	9 R.Feller(CHE) R ADAC Formel 4 powered by Abarth	ADAC Berlin-Brandenburg e.V.(DEU) ADAC Berlin-Brandenburg e.V.	7	31:51.611	8.301	55.7	4	2:08.058	128.5
21	3 C.Schreiner(DEU) ADAC Formel 4 powered by Abarth	US Racing(DEU) US Racing	7	31:52.778	9.468	55.7	4	2:08.236	128.4
22	6 M.Ortmann(DEU) ADAC Formel 4 powered by Abarth	(T) ADAC Berlin-Brandenburg e.V.(DEU) ADAC Berlin-Brandenburg e.V.	7	31:53.150	9.840	56.2	4	2:08.406	128.2
23	17 D.Ciantini(CHE) ADAC Formel 4 powered by Abarth	Jenzer Motorsport(CHE) Jenzer Motorsport	7	31:54.348	11.038	55.4	4	2:10.882	125.8
24	69 G.Bianchi(CHE) R ADAC Formel 4 powered by Abarth	Jenzer Motorsport(CHE) Jenzer Motorsport	7	31:54.619	11.309	55.8	4	2:09.972	126.6
25	21 M.Halder(DEU) ADAC Formel 4 powered by Abarth	(T) Liqui Moly Team Engstler(DEU) Liqui Moly Team Engstler	7	31:55.030	11.720	55.6	4	2:09.991	126.6
26	23 J.Hanses(DEU) R ADAC Formel 4 powered by Abarth	(T) Team Timo Scheider GmbH(DEU) Team Timo Scheider GmbH	7	31:55.363	12.053	55.5	4	2:12.862	123.9



ADAC Formel 4

Result List Race 2

Provisional



Hockenheimring, Length: 4574m

Air temperature: 18.35°C

Track temperature: 17.67°C

Weather condition: Dry

DMSB Reg. Nr.: 288/16

Saturday, October 01, 2016 15:35:00

started : 37 classified : 34 not classified : 3

Nr.	Drivers	Team	Laps	Total Time	Gap	Kph	Lap	Time	Kph
Cl.	Car	Competitor							
27	81 N.Nielsen(DNK) R ADAC Formel 4 powered by Abarth	(T) Neuhauser Racing(AUT) Neuhauser Racing	7	31:57.171	13.861	55.4	4	2:13.387	123.4
28	27 L.Gachot(GBR) ADAC Formel 4 powered by Abarth	US Racing(DEU) US Racing	7	31:57.667	14.357	55.4	4	2:14.448	122.4
29	15 M.Waldherr(DEU) ADAC Formel 4 powered by Abarth	(T) Motopark(DEU) Motopark	7	31:59.344	16.034	55.3	4	2:09.376	127.2
30	90 C.Piro(DEU) ADAC Formel 4 powered by Abarth	(T) Team Piro Sport Interdental(DEU) Team Piro Sport Interdental	7	31:59.972	16.662	55.3	4	2:12.192	124.5
31	28 K.Schramm(DEU) ADAC Formel 4 powered by Abarth	(T) US Racing(DEU) US Racing	7	32:00.995	17.685	55.4	4	2:12.524	124.2
32	25 M.Müller-Crepon(CHE) ADAC Formel 4 powered by Abarth	Van Amersfoort Racing(NLD) Van Amersfoort Racing	6	31:53.020	1LAPS	46.6	3	2:05.878	130.8
33	20 K.Kratz(DEU) ADAC Formel 4 powered by Abarth	Jenzer Motorsport(CHE) Jenzer Motorsport	6	31:55.152	1LAPS	46.3	3	2:08.697	127.9
34	8 L.Engstler(DEU) ADAC Formel 4 powered by Abarth	(T) Liqui Moly Team Engstler(DEU) Liqui Moly Team Engstler	6	31:59.808	1LAPS	47.0	3	2:15.228	121.7
Not classified									
19	F.Scherer(CHE) R ADAC Formel 4 powered by Abarth	(T) Jenzer Motorsport(CHE) Jenzer Motorsport	4	24:15.713	3 LAP	37.3	4	2:10.932	125.7
68	J.Correa(ITA) R ADAC Formel 4 powered by Abarth	Prema Powerteam(ITA) Prema Powerteam	4	24:15.810	3 LAP	37.4	4	2:07.987	128.6
10	A.Estner(DEU) R ADAC Formel 4 powered by Abarth	(T) RS Competition(DNK) RS Competition	4	24:17.143	3 LAP	37.4	4	2:06.440	130.2

Fastest lap of the race. Car 96 driver Joey Mawson on lap 4. Time 2:01.175, average speed 135.8 km/h.

Following race director decision no. 69, 70 drive trough penalty in exchange a time penalty of 30 seconds for car no.80,8

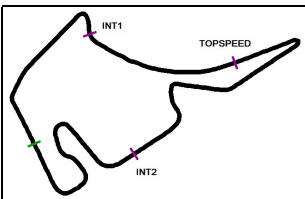
T = nominated for the team classification

Subject to final scrutineering!

Publications Time:

Clerk of the course:

Time Keeping:



ADAC Formel 4

Lap Chart Race 2

Provisional

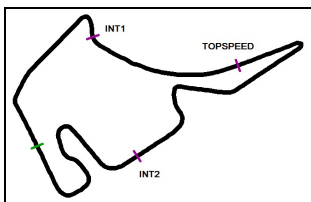


Hockenheimring, Length: 4574 m

Saturday 1.October 2016 15:35

LapCha	1	2	3	4	5	6	7	8	9	10	11	12	13	14	15	16	17	18	19	20	21	22	23	24	25	26	27	28	29	30	31	32	33	34	35	36	37	38	39	40	41	42	43	44	45				
LAP 1	96	14	35	2	75	5	77	66	33	7	19	80	45	99	90	29	17	13	68	15	24	10	81	44	27	23	79	20	3	21	9	28	69	40	25	6	8												
LAP 2	96	14	35	2	75	5	77	66	33	7	19	80	45	99	90	29	17	68	13	24	15	10	81	44	27	23	79	3	21	9	28	69	40	6	25'	20'	8'												
LAP 3	96	14	35	2	75	5	77	66	33	7	19	80	45	99	29	90	68	13	24	17	15	10	81	44	27	23	79	3	21	9	28	69	40	6	25'	20'	8'												
LAP 4	96	14	35	2	5	66	33	75	7	80	29	45	77	99	24	13	19	68	44	10	90	15	40	17	79	3	9	21	6	81	69	23	27	28	25'	20'	8'												
LAP 5	96	14	35	66	5	33	2	29	7	80	45	99	75	24	77	13	44	40	79	9	3	6	17	69	21	23	81	27	15	90	28	25'	20'	8'															
LAP 6	96	14	35	66	5	33	2	29	7	80	45	99	24	77	13	44	40	79	75	9	3	6	17	69	21	23	81	27	15	90	28	25'	20'	8'															
LAP 7	96	14	35	66	5	33	2	29	80	7	45	99	24	77	13	44	40	79	75	9	3	6	17	69	21	23	81	27	15	90	28																		

. - PIT STOP ' - LAP BEHIND



ADAC Formel 4

Sector List Race 2

Provisional

DMSB Reg. Nr.: 288/16

Saturday, October 01, 2016 15:35:00



Hockenheimring, Length: 4574m

Air temperature: 18.35°C

Track temperature: 17.67°C

Weather condition: Dry

Lap	Time	SE1	SP1	SE2	SP2	SE3	SP3	TSP	Lap	Time	SE1	SP1	SE2	SP2	SE3	SP3	TSP
2 Fittje, DEU									theoretical besttime: 2:04.283								
1	2:08.568	32.434	115	55.791	158	40.343	174	219	5	2:07.054	28.970	132	56.880	162	41.204	171	219
2	16:59.927	28.447	127	58.479	155	15:33.001	0	211	6	2:48.274	37.287	77	1:21.250	105	49.737	133	117
3	2:51.361	39.191	106	1:18.742	113	53.428	174	118	7	2:45.608	40.351	105	1:14.358	110	50.899	176	148
4	2:05.388	28.456	131	56.887	161	40.045	175	216									

3 Schreiner, DEU									theoretical besttime: 2:07.428								
1	2:19.051	36.879	118	59.260	161	42.912	170	211	5	2:10.044	28.658	115	59.969	151	41.417	173	215
2	17:15.261	29.903	115	1:10.968	119	15:34.390	59	160	6	2:38.132	34.030	89	1:16.020	79	48.082	119	114
3	2:39.962	41.879	104	1:08.910	112	49.173	173	142	7	2:42.092	41.821	108	1:12.580	107	47.691	171	125
4	2:08.236	29.466	124	58.011	161	40.759	174	217									

5 Zendeli, DEU									theoretical besttime: 2:03.973								
1	2:09.826	31.595	113	57.573	155	40.658	176	218	5	2:04.291	28.212	127	55.908	165	40.171	161	219
2	17:00.441	28.632	122	1:00.399	156	15:31.410	54	197	6	2:49.305	38.123	68	1:21.557	110	49.625	127	115
3	2:50.469	39.515	117	1:18.058	94	52.896	175	122	7	2:45.967	40.256	110	1:14.843	106	50.868	177	150
4	2:04.739	28.978	137	55.854	166	39.907	177	221									

6 Ortmann, DEU									theoretical besttime: 2:08.076								
1	2:36.147	31.100	98	1:22.940	160	42.107	175	209	5	2:08.726	28.584	117	58.215	142	41.927	173	220
2	17:04.339	30.521	115	1:04.479	154	15:29.339	60	167	6	2:38.209	35.289	85	1:15.346	68	47.574	108	113
3	2:36.411	42.038	109	1:08.719	122	45.654	174	135	7	2:40.912	41.822	102	1:12.199	108	46.891	174	131
4	2:08.406	28.914	120	58.616	158	40.876	173	219									

7 Söderström, SWE									theoretical besttime: 2:03.878								
1	2:11.660	33.419	106	56.281	158	41.960	174	224	5	2:06.447	27.949	124	57.001	148	41.497	163	220
2	17:02.361	28.644	125	1:01.544	147	15:32.173	75	177	6	2:47.702	37.854	96	1:20.838	102	49.010	132	126
3	2:48.994	40.403	100	1:17.281	115	51.310	174	138	7	2:44.927	40.449	106	1:14.564	107	49.914	173	141
4	2:05.045	29.116	120	56.166	160	39.763	176	217									

8 Engstler, DEU									theoretical besttime: 2:15.195								
1	2:50.556	34.529	120	1:15.036	99	1:00.991		222	4	2:11.627	28.475	126	59.429	127	43.723	161	213
2	19:27.543	17:35.001	100	1:09.064	123	43.478	174	110	5	2:35.115	33.242	93	1:13.889	86	47.984	144	133
3	2:15.228	28.508	122	1:07.370	159	39.350	173	213	6	2:39.739	43.493	107	1:11.130	112	45.116	174	123

9 Feller, CHE									theoretical besttime: 2:06.822								
1	2:19.580	38.847	115	58.289	160	42.444	173	221	5	2:05.517	28.722	120	56.935	163	39.860	155	221
2	17:16.824	29.985	114	1:09.121	124	15:37.718	57	160	6	2:41.869	35.488	96	1:18.129	84	48.252	110	145
3	2:38.294	41.005	109	1:09.846	114	47.443	175	159	7	2:41.469	41.453	112	1:12.907	99	47.109	175	116
4	2:08.058	29.958	120	57.378	162	40.722	177	220									

10 Estner, DEU									theoretical besttime: 2:06.383								
1	2:16.311	35.523	123	58.345	153	42.443	174	226	4	2:06.440	28.928	123	57.432	161	40.080	175	220
2	17:11.671	28.871	118	1:07.166	119	15:35.634	76	214	5								
3	2:42.721	40.348	100	1:11.989	111	50.384	172	144									

13 Brandt, DEU									theoretical besttime: 2:05.448								
1	2:14.519	35.381	118	58.109	160	41.029	174	227	5	2:04.840	27.597	133	56.029	163	41.214	161	216
2	17:09.676	28.809	123	1:06.427	120	15:34.440	57	173	6	2:46.719	38.168	96	1:19.647	81	48.904	111	116
3	2:44.086	40.157	114	1:13.232	109	50.697	167	113	7	2:43.314	41.075	106	1:13.036	103	49.203	172	132
4	2:06.716	28.778	111	56.822	151	41.116	173	213									

14 Preining, AUT									theoretical besttime: 2:00.821								
1	2:05.630	31.026	132	54.928	160	39.676	175	219	5	2:05.480	27.328	136	55.224	152	42.928	132	219
2	17:00.243	28.849	128	59.397	157	15:31.997	0	214	6	2:51.810	39.946	77	1:22.198	117	49.666	140	119
3	2:52.664	40.708	105	1:18.739	127	53.217	175	117	7	2:46.981	40.532	82	1:14.975	109	51.474	176	127
4	2:01.179	27.336	136	55.278	163	38.565	177	217									



ADAC Formel 4

Sector List Race 2

Provisional



DMSB Reg. Nr.: 288/16

Saturday, October 01, 2016 15:35:00

Hockenheimring, Length: 4574m

Air temperature: 18.35°C

Track temperature: 17.67°C

Weather condition: Dry

Lap	Time	SE1	SP1	SE2	SP2	SE3	SP3	TSP	Lap	Time	SE1	SP1	SE2	SP2	SE3	SP3	TSP
15 Waldherr, DEU									theoretical besttime: 2:08.019								
1	2:15.420	35.903	120	58.152	155	41.365	176	227	5	2:23.481	29.932	110	1:09.702	132	43.847	151	218
2	17:11.702	28.657	123	1:07.548	115	15:35.497	65	206	6	2:34.533	33.092	80	1:13.899	89	47.542	133	127
3	2:43.562	39.597	105	1:12.904	120	51.061	170	131	7	2:41.270	43.678	109	1:11.253	102	46.339	170	121
4	2:09.376	29.866	120	58.300	159	41.210	171	211									

17 Ciantini, CHE									theoretical besttime: 2:07.437								
1	2:14.191	35.242	122	57.608	160	41.341	173	221	5	2:15.195	29.343	117	1:03.430	152	42.422	167	217
2	17:08.292	28.488	120	1:06.181	117	15:33.623	53	190	6	2:37.202	33.754	81	1:15.227	74	48.221	102	109
3	2:47.573	40.190	107	1:13.560	106	53.823	172	119	7	2:41.013	41.454	102	1:13.023	101	46.536	172	120
4	2:10.882	29.459	115	58.967	157	42.456	166	218									

19 Scherer, CHE									theoretical besttime: 2:06.333								
1	2:12.141	34.333	112	56.141	160	41.667	172	222	4	2:10.932	30.264	114	58.641	153	42.027	171	219
2	17:02.681	28.525	123	1:01.696	160	15:32.460	95	178	5								
3	2:49.959	40.280	108	1:17.276	103	52.403	171	147									

20 Kratz, DEU									theoretical besttime: 2:07.809								
1	2:18.896	34.163	107	58.426	162	46.307		218	4	2:12.510	28.446	131	1:00.569	133	43.495	141	218
2	19:58.610	18:05.666	116	1:09.076	112	43.868	175	123	5	2:36.473	34.081	99	1:14.590	93	47.802	97	103
3	2:08.697	29.334	133	58.131	154	41.232	174	212	6	2:39.966	42.709	115	1:11.601	109	45.656	175	122

21 Halder, DEU									theoretical besttime: 2:08.422								
1	2:19.118	38.528	115	58.274	158	42.316	173	222	5	2:13.337	28.931	113	1:01.370	135	43.036	169	214
2	17:16.541	29.675	116	1:08.644	119	15:38.222	52	166	6	2:36.861	34.028	85	1:14.978	78	47.855	106	103
3	2:38.953	40.897	103	1:09.773	108	48.283	171	165	7	2:40.229	42.481	112	1:11.633	107	46.115	171	123
4	2:09.991	29.734	121	59.040	158	41.217	170	216									

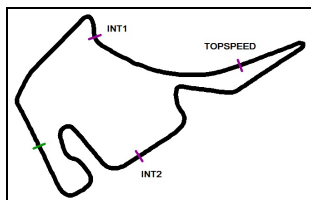
23 Hanses, DEU									theoretical besttime: 2:10.464								
1	2:17.879	36.148	122	59.510	157	42.221	175	226	5	2:12.896	30.064	120	1:00.113	155	42.719	144	217
2	17:13.212	29.504	129	1:08.275	129	15:35.433	60	143	6	2:36.220	34.618	94	1:14.128	80	47.474	99	102
3	2:42.504	41.477	106	1:11.165	115	49.862	172	166	7	2:39.790	43.023	120	1:11.457	114	45.310	175	119
4	2:12.862	29.264	123	1:01.908	151	41.690	172	215									

24 Brezina, DEU									theoretical besttime: 2:03.427								
1	2:15.956	37.729	130	56.365	160	41.862	173	222	5	2:03.497	27.349	131	55.778	160	40.370	166	219
2	17:10.599	28.330	122	1:06.927	113	15:35.342	53	190	6	2:47.686	38.222	99	1:20.638	92	48.826	117	116
3	2:41.739	38.516	125	1:13.619	118	49.604	174	115	7	2:43.626	40.741	119	1:14.134	96	48.751	179	132
4	2:05.347	28.978	128	56.656	163	39.713	176	214									

25 Müller-Crepon, CHE									theoretical besttime: 2:05.878								
1	2:28.148	34.908	112	57.339	161	55.901		225	4	2:09.964	29.123	109	59.503	147	41.338	160	219
2	19:48.962	17:55.476	112	1:08.533	132	44.953	176	133	5	2:38.316	34.518	97	1:15.636	80	48.162	115	115
3	2:05.878	28.892	127	56.875	163	40.111	177	222	6	2:41.752	41.606	112	1:12.749	103	47.397	172	122

27 Gachot, GBR									theoretical besttime: 2:09.804								
1	2:17.345	36.518	113	58.232		42.595	170	220	5	2:14.507	29.520	122	1:01.646	136	43.341	164	210
2	17:13.245	29.137	125	1:08.205	118	15:35.903	65	177	6	2:35.153	33.658	81	1:13.956	83	47.539	120	105
3	2:42.688	41.396	104	1:11.054	109	50.238	172	145	7	2:40.281	43.808	111	1:11.402	105	45.071	172	122
4	2:14.448	29.701	109	1:02.312	151	42.435	173	196									

28 Schramm, DEU									theoretical besttime: 2:09.505								
1	2:19.985	31.331	87	1:06.828	160	41.826	174	216	5	2:18.763	29.466	122	1:01.393	127	47.904		217
2	17:17.290	29.107	122	1:08.800	116	15:39.383	56	161	6	2:33.946	41.695	110	1:04.206	79	48.045	144	219
3	2:38.556	41.089	111	1:09.612	117	47.855	173	153	7	2:39.931	43.141	111	1:11.365	115	45.425	146	133
4	2:12.524	31.542	111	58.572	160	42.410	170	211									



ADAC Formel 4

Sector List Race 2

Provisional



Hockenheimring, Length: 4574m

Air temperature: 18.35°C

Track temperature: 17.67°C

Weather condition: Dry

DMSB Reg. Nr.: 288/16

Saturday, October 01, 2016 15:35:00

Lap	Time	SE1	SP1	SE2	SP2	SE3	SP3	TSP	Lap	Time	SE1	SP1	SE2	SP2	SE3	SP3	TSP
29	Schumacher, DEU								theoretical besttime: 2:02.259								
1	2:13.754	36.712	129	56.240	163	40.802	175	225	5	2:03.869	27.372	138	54.745	163	41.752	167	223
2	17:07.753	28.210	120	1:05.919	113	15:33.624	55	203	6	2:47.921	38.227	95	1:20.771	94	48.923	120	116
3	2:44.781	39.053	121	1:14.747	98	50.981	171	130	7	2:45.525	40.548	105	1:14.443	101	50.534	171	149
4	2:02.994	28.107	124	55.785	160	39.102	175	218									

33	Aberdein, ZAF								theoretical besttime: 2:03.336								
1	2:11.201	33.868	107	56.372	160	40.961	174	225	5	2:04.416	28.034	137	55.920	158	40.462	173	219
2	17:01.507	28.550	130	1:01.297	142	15:31.660	76	187	6	2:49.006	38.155	73	1:21.208	103	49.643	136	118
3	2:49.737	40.614	99	1:17.073	109	52.050	175	134	7	2:45.925	40.592	109	1:14.481	114	50.852	176	145
4	2:03.904	28.602	138	55.639	164	39.663	175	217									

35	Laliberte, FRA								theoretical besttime: 2:01.230								
1	2:06.005	32.267	107	55.051	165	38.687	177	222	5	2:04.944	27.492	132	55.177	163	42.275	148	218
2	17:01.375	27.777	118	59.254	147	15:34.344	0	212	6	2:51.751	40.128	88	1:22.034	110	49.589	125	120
3	2:51.592	39.911	103	1:18.590	115	53.091	175	125	7	2:46.742	40.444	93	1:14.928	112	51.370	177	130
4	2:01.822	27.588	132	55.494	163	38.740	175	219									

40	Hoogenboom, NLD								theoretical besttime: 2:04.086								
1	2:26.971	31.789	132	1:14.937	166	40.245	176	223	5	2:04.231	29.035	106	56.509	164	38.687	178	218
2	17:12.719	28.582	123	1:06.237	112	15:37.900	54	175	6	2:43.284	36.365	95	1:18.984	78	47.935	116	134
3	2:36.358	41.911	101	1:08.559	116	45.888	175	151	7	2:42.547	41.988	107	1:12.703	102	47.856	177	127
4	2:04.086	27.988	123	55.923	164	40.175	173	223									

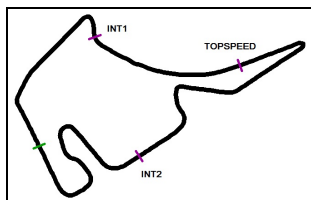
44	Vips, ITA								theoretical besttime: 2:03.518								
1	2:16.839	32.071	91	1:03.027	159	41.741	175	215	5	2:04.271	27.828	139	55.216	163	41.227	159	218
2	17:12.384	28.694	121	1:07.595	122	15:36.095	56	184	6	2:46.767	38.504	105	1:19.765	83	48.498	113	109
3	2:43.355	40.564	112	1:12.330	106	50.461	172	138	7	2:42.853	41.348	122	1:13.259	105	48.246	175	136
4	2:03.518	27.540	128	57.102	167	38.876	176	219									

45	Wolf, DEU								theoretical besttime: 2:03.982								
1	2:12.621	35.005	112	56.481	159	41.135	177	225	5	2:05.188	27.557	137	55.756	123	41.875	171	219
2	17:04.408	28.967	121	1:01.541	155	15:33.900	64	201	6	2:48.183	38.078	93	1:20.819	94	49.286	106	121
3	2:47.930	40.832	115	1:15.686	93	51.412	174	148	7	2:43.313	40.221	107	1:14.485	104	48.607	176	133
4	2:05.698	29.273	127	56.129	162	40.296	174	217									

66	Laaksonen, FIN								theoretical besttime: 2:03.155								
1	2:10.563	33.624	107	56.261	161	40.678	177	223	5	2:02.608	27.447	144	54.886	164	40.275	156	218
2	17:00.905	28.403	134	1:01.073	154	15:31.429	67	194	6	2:49.953	38.470	79	1:21.752	110	49.731	134	119
3	2:50.676	41.076	104	1:17.131	101	52.469	174	131	7	2:46.445	40.317	96	1:14.910	111	51.218	176	142
4	2:03.636	27.928	140	55.755	166	39.953	177	219									

68	Correa, ITA								theoretical besttime: 2:05.410								
1	2:15.376	37.414	116	56.413	161	41.549	172	224	4	2:07.987	29.455	112	57.789	158	40.743	175	217
2	17:08.211	28.254	120	1:06.644	124	15:33.313	55	184	5								
3	2:44.236	40.359	112	1:13.076	109	50.801	169	118									

69	Bianchi, CHE								theoretical besttime: 2:08.823								
1	2:24.868	36.756	103	1:05.506	160	42.606	168	204	5	2:10.595	28.319	121	1:00.123	136	42.153	168	217
2	17:13.981	29.976	119	1:06.029	120	15:37.976	58	178	6	2:37.522	34.012	94	1:15.396	75	48.114	100	106
3	2:37.161	41.172	114	1:09.722	105	46.267	173	171	7	2:40.520	41.714	111	1:12.637	91	46.169	170	112
4	2:09.972	29.468	124	58.374	161	42.130	174	218									



ADAC Formel 4

Sector List Race 2

Provisional



Hockenheimring, Length: 4574m

Air temperature: 18.35°C

Track temperature: 17.67°C

Weather condition: Dry

DMSB Reg. Nr.: 288/16

Saturday, October 01, 2016 15:35:00

Lap	Time	SE1	SP1	SE2	SP2	SE3	SP3	TSP	Lap	Time	SE1	SP1	SE2	SP2	SE3	SP3	TSP
75	Esmeijer, NLD								theoretical besttime: 2:05.008								
1	2:09.254	32.591	121	55.859	161	40.804	174	222	5	2:09.699	28.345	129	56.583	160	44.771		219
2	16:59.976	28.466	123	58.759	156	15:32.751	38	215	6	2:52.293	45.769	94	1:18.312	73	48.212	108	132
3	2:51.246	39.927	111	1:17.968	94	53.351	172	110	7	2:41.899	41.771	112	1:12.909	100	47.219	175	116
4	2:06.760	28.809	128	56.858	161	41.093	173	216									

77	van Uiter, NLD								theoretical besttime: 2:05.383								
1	2:10.176	33.301	103	56.031	156	40.844	175	225	5	2:07.440	28.686	123	57.816	158	40.938	171	220
2	17:00.414	28.508	123	1:00.437	153	15:31.469	57	194	6	2:46.596	37.959	94	1:19.790	84	48.847	115	123
3	2:51.379	41.335	112	1:16.839	103	53.205	174	129	7	2:43.733	40.979	116	1:13.437	99	49.317	175	132
4	2:09.706	30.005	111	58.250	156	41.451	172	214									

79	Love, AUS								theoretical besttime: 2:06.417								
1	2:18.582	37.887	120	58.141	157	42.554	169	214	5	2:06.172	29.549	118	57.230	160	39.393	172	215
2	17:13.234	28.942	134	1:08.704	119	15:35.588	67	129	6	2:41.391	34.963	91	1:18.335	78	48.093	110	127
3	2:41.957	42.723	111	1:09.904	97	49.330	173	145	7	2:42.343	41.659	104	1:12.953	101	47.731	172	125
4	2:07.186	29.470	125	58.382	155	39.334	170	216									

80	Drugovich, AUT								theoretical besttime: 2:02.778								
1	2:12.409	33.078	106	57.740	163	41.591	173	219	5	2:06.463	27.779	134	57.256	138	41.428	164	220
2	17:04.120	29.075	117	1:02.465	161	15:32.580	57	193	6	2:48.613	38.350	98	1:20.822	94	49.441	112	125
3	2:48.406	40.672	117	1:15.910	96	51.824	169	165	7	2:43.465	39.965	114	1:14.411	106	49.089	175	135
4	2:03.570	28.571	132	55.660	166	39.339	175	218									

81	Nielsen, DNK								theoretical besttime: 2:08.686								
1	2:16.594	37.186	122	57.118	162	42.290	174	225	5	2:14.939	30.371	112	1:01.311	155	43.257	173	208
2	17:12.237	29.278	115	1:07.971	117	15:34.988	65	180	6	2:35.863	33.962	89	1:14.331	78	47.570	105	115
3	2:43.639	40.328	108	1:12.131	116	51.180	172	149	7	2:40.512	43.373	109	1:10.746	117	46.393	171	107
4	2:13.387	30.139	115	1:00.191	159	43.057	173	204									

90	Piro, DEU								theoretical besttime: 2:08.488								
1	2:13.669	34.436	111	57.612	161	41.621	171	220	5	2:25.301	30.777	104	1:10.587	138	43.937	169	215
2	17:07.063	29.255	120	1:06.326	123	15:31.482	55	182	6	2:34.677	33.270	81	1:13.511	84	47.896	154	132
3	2:45.955	39.025	114	1:15.009	97	51.921	171	130	7	2:41.115	43.367	108	1:11.088	114	46.660	171	112
4	2:12.192	30.273	104	59.485	160	42.434	169	209									

96	Mawson, DEU								theoretical besttime: 1:59.289								
1	2:02.640	29.628	144	53.541	162	39.471	176	223	5	2:05.535	27.203	140	54.795	133	43.537	143	219
2	2:38.064	28.488	133	1:00.747	140	1:08.829	10	222	6	2:51.896	40.131	69	1:21.847	132	49.918	128	115
3	17:17.104	15:05.456	101	1:18.112	125	53.536	174	117	7	2:46.896	40.744	82	1:14.838	114	51.314	177	142
4	2:01.175	27.255	140	55.375	162	38.545	177	218									

99	Flörsch, DEU								theoretical besttime: 2:04.635								
1	2:13.568	34.804	115	56.488	159	42.276	172	225	5	2:04.636	27.927	136	55.801	161	40.908	172	216
2	17:05.478	28.817	116	1:05.918	115	15:30.743	85	193	6	2:47.865	38.347	88	1:20.558	90	48.960	109	127
3	2:46.524	39.665	120	1:15.548	99	51.311	171	151	7	2:43.888	40.291	109	1:14.469	101	49.128	173	127
4	2:06.235	29.005	120	57.010	161	40.220	174	218									