



# ADAC Formel 4

## Result List Race 1

Provisional



Hockenheimring, Length: 4574m

Air temperature: 17.69°C

Track temperature: 17.61°C

Weather condition: Dry

**DMSB** Reg. Nr.: 288/16

Saturday, October 01, 2016 12:00:00

started : 37      classified : 29      not classified : 8

Nr.	Drivers	Team	Laps	Total Time	Gap	Kph	Lap	Time	Kph
Cl.	Car	Competitor							
1	96 <b>J.Mawson(DEU)</b> ADAC Formel 4 powered by Abarth	(T) <b>Van Amersfoort Racing(NLD)</b> Van Amersfoort Racing	18	<b>30:42.243</b>		161.7	10	1:41.154	162.7
2	6 <b>M.Ortmann(DEU)</b> ADAC Formel 4 powered by Abarth	(T) <b>ADAC Berlin-Brandenburg e.V.(DEU)</b> ADAC Berlin-Brandenburg e.V.	18	<b>30:48.404</b>	6.161	161.0	9	1:41.365	162.4
3	44 <b>J.Vips(ITA)</b> R ADAC Formel 4 powered by Abarth	(T) <b>Prema Powerteam(ITA)</b> Prema Powerteam	18	<b>30:54.670</b>	12.427	160.6	9	1:41.858	161.6
4	5 <b>L.Zendeli(DEU)</b> R ADAC Formel 4 powered by Abarth	(T) <b>ADAC Berlin-Brandenburg e.V.(DEU)</b> ADAC Berlin-Brandenburg e.V.	18	<b>30:55.677</b>	13.434	160.5	9	1:41.531	162.1
5	14 <b>T.Preining(AUT)</b> ADAC Formel 4 powered by Abarth	(T) <b>Lechner Racing(AUT)</b> Lechner Racing	18	<b>30:57.299</b>	15.056	160.4	9	1:41.792	161.7
6	29 <b>M.Schumacher(DEU)</b> ADAC Formel 4 powered by Abarth	(T) <b>Prema Powerteam(ITA)</b> Prema Powerteam	18	<b>30:58.064</b>	15.821	160.7	9	1:41.384	162.4
7	77 <b>J.van Uiter(NLD)</b> ADAC Formel 4 powered by Abarth	(T) <b>Jenzer Motorsport(CHE)</b> Jenzer Motorsport	18	<b>30:58.705</b>	16.462	160.5	9	1:41.866	161.6
8	35 <b>K.Laliberte(FRA)</b> ADAC Formel 4 powered by Abarth	(T) <b>Van Amersfoort Racing(NLD)</b> Van Amersfoort Racing	18	<b>30:59.318</b>	17.075	160.4	9	1:41.703	161.9
9	66 <b>S.Laaksonen(FIN)</b> ADAC Formel 4 powered by Abarth	(T) <b>Motopark(DEU)</b> Motopark	18	<b>31:01.700</b>	19.457	160.3	11	1:41.787	161.7
10	28 <b>K.Schramm(DEU)</b> ADAC Formel 4 powered by Abarth	(T) <b>US Racing(DEU)</b> US Racing	18	<b>31:03.009</b>	20.766	160.5	11	1:41.656	161.9
11	90 <b>C.Piro(DEU)</b> ADAC Formel 4 powered by Abarth	(T) <b>Team Piro Sport Interdental(DEU)</b> Team Piro Sport Interdental	18	<b>31:03.573</b>	21.330	160.0	11	1:42.110	161.2
12	2 <b>J.Fittje(DEU)</b> ADAC Formel 4 powered by Abarth	(T) <b>US Racing(DEU)</b> US Racing	18	<b>31:14.203</b>	31.960	159.2	5	1:41.988	161.4
13	45 <b>T.Wolf(DEU)</b> ADAC Formel 4 powered by Abarth	(T) <b>KUG-Motorsport(DEU)</b> KUG-Motorsport	18	<b>31:14.914</b>	32.671	159.4	5	1:42.047	161.3
14	8 <b>L.Engstler(DEU)</b> ADAC Formel 4 powered by Abarth	(T) <b>Liqui Moly Team Engstler(DEU)</b> Liqui Moly Team Engstler	18	<b>31:19.912</b>	37.669	159.0	7	1:42.454	160.7
15	17 <b>D.Ciantini(CHE)</b> ADAC Formel 4 powered by Abarth	<b>Jenzer Motorsport(CHE)</b> Jenzer Motorsport	18	<b>31:20.184</b>	37.941	158.9	10	1:42.445	160.7
16	81 <b>N.Nielsen(DNK)</b> R ADAC Formel 4 powered by Abarth	(T) <b>Neuhauser Racing(AUT)</b> Neuhauser Racing	18	<b>31:20.458</b>	38.215	159.0	10	1:41.753	161.8
17	25 <b>M.Müller-Crepon(CHE)</b> ADAC Formel 4 powered by Abarth	<b>Van Amersfoort Racing(NLD)</b> Van Amersfoort Racing	18	<b>31:21.017</b>	38.774	158.9	7	1:42.327	160.9
18	27 <b>L.Gachot(GBR)</b> ADAC Formel 4 powered by Abarth	<b>US Racing(DEU)</b> US Racing	18	<b>31:21.345</b>	39.102	159.0	10	1:42.186	161.1
19	69 <b>G.Bianchi(CHE)</b> R ADAC Formel 4 powered by Abarth	<b>Jenzer Motorsport(CHE)</b> Jenzer Motorsport	18	<b>31:25.313</b>	43.070	158.9	16	1:42.743	160.2
20	75 <b>J.Esmeijer(NLD)</b> ADAC Formel 4 powered by Abarth	(T) <b>Team Timo Scheider GmbH(DEU)</b> Team Timo Scheider GmbH	18	<b>31:26.500</b>	44.257	158.1	5	1:42.269	161.0
21	10 <b>A.Estner(DEU)</b> R ADAC Formel 4 powered by Abarth	(T) <b>RS Competition(DNK)</b> RS Competition	18	<b>31:32.945</b>	50.702	157.7	5	1:43.088	159.7
22	3 <b>C.Schreiner(DEU)</b> ADAC Formel 4 powered by Abarth	<b>US Racing(DEU)</b> US Racing	18	<b>31:34.756</b>	52.513	157.8	10	1:42.968	159.9
23	33 <b>J.Aberdein(ZAF)</b> R ADAC Formel 4 powered by Abarth	<b>Motopark(DEU)</b> Motopark	18	<b>31:36.060</b>	53.817	157.4	5	1:43.423	159.2
24	19 <b>F.Scherer(CHE)</b> R ADAC Formel 4 powered by Abarth	(T) <b>Jenzer Motorsport(CHE)</b> Jenzer Motorsport	18	<b>31:39.906</b>	57.663	156.8	4	1:42.680	160.3
25	21 <b>M.Halder(DEU)</b> ADAC Formel 4 powered by Abarth	(T) <b>Liqui Moly Team Engstler(DEU)</b> Liqui Moly Team Engstler	18	<b>31:40.396</b>	58.153	158.1	11	1:43.428	159.2
26	80 <b>F.Drugovich(AUT)</b> R ADAC Formel 4 powered by Abarth	(T) <b>Neuhauser Racing(AUT)</b> Neuhauser Racing	18	<b>32:03.795</b>	1:21.552	154.5	10	1:41.786	161.7



# ADAC Formel 4

## Result List Race 1

Provisional



Hockenheimring, Length: 4574m

Air temperature: 17.69°C

Track temperature: 17.61°C

Weather condition: Dry

**DMSB** Reg. Nr.: 288/16

Saturday, October 01, 2016 12:00:00

**started : 37      classified : 29      not classified : 8**

Nr.	Drivers	Team	Laps	Total Time	Gap	Kph	Lap	Time	Kph
Cl.	Car	Competitor							
27	40 L.Hoogenboom(NLD) R ADAC Formel 4 powered by Abarth	Van Amersfoort Racing(NLD) Van Amersfoort Racing	18	32:12.661	1:30.418	153.8	7	1:41.769	161.8
28	99 S.Flörsch(DEU) ADAC Formel 4 powered by Abarth	Motopark(DEU) Motopark	18	32:13.902	1:31.659	154.3	18	1:42.276	160.9
29	23 J.Hanses(DEU) R ADAC Formel 4 powered by Abarth	(T) Team Timo Scheider GmbH(DEU) Team Timo Scheider GmbH	17	30:49.728	1LAPS	153.1	9	1:42.950	159.9
<b>Not classified</b>									
79	J.Love(AUS) ADAC Formel 4 powered by Abarth	(T) SMC Schwärzler Motorsport Concepts(DEU) SMC Schwärzler Motorsport Concepts	13	22:54.606	5 LAP	157.7	10	1:43.100	159.7
20	K.Kratz(DEU) ADAC Formel 4 powered by Abarth	Jenzer Motorsport(CHE) Jenzer Motorsport	8	14:12.091	10 LAP	156.8	5	1:42.836	160.1
68	J.Correa(ITA) R ADAC Formel 4 powered by Abarth	Prema Powerteam(ITA) Prema Powerteam	8	14:36.891	10 LAP	151.8	5	1:42.754	160.2
13	Y.Brandt(DEU) R ADAC Formel 4 powered by Abarth	(T) Lechner Racing(AUT) Lechner Racing	6	12:58.264	12 LAP	125.4	2	1:48.600	151.6
15	M.Waldherr(DEU) ADAC Formel 4 powered by Abarth	(T) Motopark(DEU) Motopark	3	6:00.366	15 LAP	136.6	2	1:52.250	146.6
24	R.Brezina(DEU) ADAC Formel 4 powered by Abarth	(T) Rennsport Rössler(DEU) Rennsport Rössler	2	3:49.701	16 LAP	150.9	2	1:49.104	150.9
9	R.Feller(CHE) R ADAC Formel 4 powered by Abarth	ADAC Berlin-Brandenburg e.V.(DEU) ADAC Berlin-Brandenburg e.V.	1	2:02.535	17 LAP				
7	O.Söderström(SWE) ADAC Formel 4 powered by Abarth	ADAC Berlin-Brandenburg e.V.(DEU) ADAC Berlin-Brandenburg e.V.							

*Fastest lap of the race. Car 96 driver Joey Mawson on lap 10. Time 1:41.154, average speed 162.7 km/h.*

T = nominated for the team classification

**Subject to final scrutineering!**

Publications Time:

Clerk of the course:

Time Keeping:





# ADAC Formel 4

## Sector List Race 1

Provisional



Hockenheimring, Length: 4574m

Air temperature: 17.69°C

Track temperature: 17.61°C

Weather condition: Dry

**DMSB** Reg. Nr.: 288/16

Saturday, October 01, 2016 12:00:00

Lap	Time	SE1	SP1	SE2	SP2	SE3	SP3	TSP	Lap	Time	SE1	SP1	SE2	SP2	SE3	SP3	TSP
<b>2</b>	Fittje, DEU								<b>theoretical besttime: 1:41.769</b>								
1	1:56.890	34.494	141	50.088	179	32.308	187	222	10	1:43.990	22.566	149	49.037	179	32.387	187	227
2	1:46.450	23.199	145	50.802	178	32.449	<b>189</b>	220	11	1:43.341	22.417	148	49.013	180	31.911	186	224
3	1:44.203	23.696	142	48.836	181	31.671	186	229	12	1:43.216	22.664	149	48.869	181	31.683	186	228
4	1:43.676	22.711	147	49.419	180	31.546	186	223	13	1:44.807	22.487	149	50.367	168	31.953	185	229
5	<b>1:41.988</b>	<b>22.179</b>	148	<b>48.218</b>	180	31.591	186	<b>230</b>	14	1:42.638	22.492	150	48.774	180	<b>31.372</b>	<b>186</b>	222
6	1:42.855	22.407	148	48.751	181	31.697	188	225	15	1:42.830	22.453	149	48.810	181	31.567	185	223
7	1:43.110	22.304	149	49.106	180	31.700	187	227	16	1:42.873	22.533	149	48.856	180	31.484	186	222
8	1:42.771	22.494	148	48.730	181	31.547	187	226	17	1:42.643	22.351	148	48.763	181	31.529	187	223
9	1:43.501	22.364	149	48.665	181	32.472	186	227	18	1:42.421	22.282	149	48.683	181	31.456	187	223

<b>3</b>	Schreiner, DEU								<b>theoretical besttime: 1:42.816</b>								
1	2:01.346	36.710	148	51.229	176	33.407	186	<b>232</b>	10	<b>1:42.968</b>	22.592	150	<b>48.563</b>	<b>182</b>	31.813	187	225
2	1:47.637	23.470	150	51.268	178	32.899	<b>188</b>	230	11	1:44.764	22.769	150	49.515	178	32.480	185	226
3	1:46.072	23.382	150	49.674	180	33.016	187	231	12	1:44.603	23.355	148	49.208	179	32.040	186	224
4	1:44.771	22.803	148	49.974	180	31.994	186	226	13	1:43.530	22.729	150	48.718	180	32.083	186	226
5	1:43.260	22.627	149	48.659	181	31.974	187	225	14	1:43.897	22.913	150	49.158	181	31.826	187	224
6	1:43.628	22.658	149	49.025	181	31.945	186	225	15	1:44.166	22.866	150	48.987	180	32.313	185	224
7	1:43.669	22.754	149	49.238	181	<b>31.677</b>	186	223	16	1:45.224	23.040	151	49.799	176	32.385	187	224
8	1:43.056	<b>22.576</b>	149	48.708	181	31.772	187	225	17	1:44.325	23.148	150	49.009	180	32.168	186	225
9	1:43.467	22.719	150	48.910	181	31.838	186	223	18	1:44.373	23.087	150	48.918	181	32.368	186	223

<b>5</b>	Zendeli, DEU								<b>theoretical besttime: 1:41.409</b>								
1	1:52.442	30.932	146	49.249	180	32.261	181	222	10	1:42.059	22.396	149	48.287	182	31.376	186	225
2	1:43.475	22.632	149	49.155	180	31.688	188	224	11	1:41.905	22.467	148	<b>47.987</b>	<b>183</b>	31.451	189	226
3	1:42.950	22.795	149	48.638	180	31.517	188	224	12	1:42.825	22.919	149	48.297	181	31.609	188	225
4	1:41.962	22.332	149	48.327	182	31.303	187	224	13	1:42.326	22.782	148	48.180	183	31.364	188	225
5	1:42.020	22.407	150	48.013	183	31.600	188	225	14	1:42.279	22.416	147	48.443	182	31.420	188	225
6	1:42.368	22.463	149	48.468	182	31.437	187	225	15	1:43.956	22.740	149	49.360	181	31.856	186	226
7	1:41.864	22.355	149	48.167	182	31.342	188	225	16	1:43.908	22.847	150	48.985	178	32.076	186	229
8	1:41.581	22.246	149	48.078	183	<b>31.257</b>	188	227	17	1:42.993	22.532	150	48.601	179	31.860	187	<b>229</b>
9	<b>1:41.531</b>	<b>22.165</b>	149	48.055	182	31.311	187	224	18	1:43.233	22.914	150	48.566	182	31.753	185	227

<b>6</b>	Ortmann, DEU								<b>theoretical besttime: 1:41.254</b>								
1	1:49.917	29.259	147	49.104	180	31.554	186	220	10	1:41.421	22.238	148	48.101	182	<b>31.082</b>	<b>188</b>	223
2	1:42.730	22.544	147	48.971	180	31.215	187	219	11	1:41.694	22.246	149	48.219	182	31.229	188	222
3	1:41.814	22.272	148	48.426	181	31.116	187	221	12	1:41.826	22.198	150	48.215	183	31.413	186	222
4	1:41.817	22.185	148	48.451	181	31.181	186	221	13	1:42.676	22.535	150	48.607	181	31.534	185	222
5	1:41.935	22.143	148	48.430	181	31.362	187	221	14	1:42.924	22.638	149	48.688	181	31.598	187	222
6	1:43.214	22.292	148	49.390	178	31.532	186	220	15	1:42.754	22.654	149	48.585	182	31.515	185	223
7	1:42.258	22.427	149	48.456	181	31.375	187	224	16	1:43.575	22.605	149	49.168	178	31.802	187	224
8	1:41.562	22.197	148	48.199	<b>183</b>	31.166	<b>188</b>	225	17	1:42.488	22.455	149	48.573	182	31.460	188	224
9	<b>1:41.365</b>	<b>22.081</b>	148	<b>48.091</b>	182	31.193	188	224	18	1:42.434	22.575	148	48.439	182	31.420	185	<b>227</b>

<b>7</b>	Söderström, SWE								<b>theoretical besttime:</b>								
1		44.101	<b>36</b>														

<b>8</b>	Engstler, DEU								<b>theoretical besttime: 1:42.123</b>								
1	2:00.407	36.391	148	50.839	178	33.177	188	229	10	1:42.616	<b>22.330</b>	<b>149</b>	<b>48.284</b>	<b>182</b>	32.002	185	226
2	1:46.883	23.461	148	50.374	178	33.048	186	227	11	1:43.469	22.755	148	48.562	181	32.152	184	225
3	1:44.138	23.242	149	48.795	180	32.101	<b>189</b>	<b>231</b>	12	1:43.180	22.382	150	48.771	180	32.027	188	227
4	1:42.772	22.391	150	48.753	182	31.628	187	227	13	1:44.978	24.576	151	48.669	177	31.733	186	224
5	1:42.520	22.391	149	48.386	182	31.743	187	229	14	1:44.019	22.760	147	49.656	180	31.603	187	222
6	1:43.350	22.608	150	49.197	180	31.545	186	228	15	1:43.229	22.668	148	48.730	182	31.831	184	225
7	<b>1:42.454</b>	22.396	149	48.508	181	31.550	185	225	16	1:43.485	22.736	150	48.916	182	31.833	186	225
8	1:43.318	22.400	150	49.094	179	31.824	188	227	17	1:43.153	22.615	150	48.831	182	31.707	187	224
9	1:42.454	22.461	150	48.484	181	<b>31.509</b>	185	226	18	1:43.487	22.528	150	48.925	181	32.034	182	221



# ADAC Formel 4

## Sector List Race 1

Provisional



Hockenheimring, Length: 4574m

Air temperature: 17.69°C

Track temperature: 17.61°C

Weather condition: Dry

**DMSB** Reg. Nr.: 288/16

Saturday, October 01, 2016 12:00:00

Lap	Time	SE1	SP1	SE2	SP2	SE3	SP3	TSP	Lap	Time	SE1	SP1	SE2	SP2	SE3	SP3	TSP
<b>9</b>	Feller, CHE																<b>theoretical besttime: 1:47.723</b>
1	2:02.535	37.922	143	<b>52.007</b>	<b>175</b>	<b>32.606</b>	<b>186</b>	<b>226</b>	2	<b>23.110</b>	<b>151</b>						<b>231</b>

<b>10</b>	Estner, DEU																<b>theoretical besttime: 1:42.877</b>
1	1:58.116	34.457	143	51.193	178	32.466	186	222	10	1:44.584	22.722	148	49.773	180	32.089	188	225
2	1:48.761	22.769	150	50.449	174	35.543	181	<b>228</b>	11	1:44.812	22.822	147	49.661	179	32.329	186	226
3	1:43.875	22.695	147	48.898	177	32.282	186	225	12	1:45.564	22.756	149	50.519	174	32.289	186	228
4	1:44.106	22.626	148	49.618	181	31.862	187	219	13	1:43.644	22.770	147	48.735	181	32.139	183	225
5	<b>1:43.088</b>	<b>22.455</b>	147	<b>48.619</b>	181	32.014	187	223	14	1:43.935	23.119	148	48.833	182	31.983	187	226
6	1:44.316	22.541	148	49.751	175	32.024	185	222	15	1:43.713	22.761	149	48.801	175	32.151	187	226
7	1:44.277	23.229	143	49.245	179	<b>31.803</b>	187	222	16	1:44.505	23.156	150	49.064	177	32.285	187	226
8	1:44.545	22.734	148	49.418	180	32.393	185	223	17	1:43.843	22.847	148	48.783	179	32.213	186	222
9	1:43.633	22.727	149	48.720	179	32.186	186	225	18	1:43.628	22.803	147	48.739	180	32.086	186	223

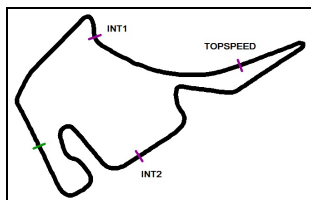
<b>13</b>	Brandt, DEU																<b>theoretical besttime: 1:45.249</b>
1	2:01.829	37.556	147	51.053	178	33.220	<b>185</b>	<b>227</b>	4	3:09.470	1:46.923	146	50.436	178	<b>32.111</b>	<b>185</b>	219
2	<b>1:48.600</b>	<b>23.204</b>	<b>149</b>	51.485	177	33.911	178	<b>231</b>	5	1:50.213	24.387	149	51.771	180	34.055	154	222
3	1:55.575	24.000	149	<b>49.934</b>	174	41.641		227	6	2:12.577	26.884	145	53.853	162	51.840		191

<b>14</b>	Preining, AUT																<b>theoretical besttime: 1:41.659</b>
1	1:52.748	31.122	147	49.536	181	32.090	184	216	10	1:42.056	22.221	148	48.472	181	31.363	185	222
2	1:42.620	22.572	148	48.628	180	31.420	187	<b>227</b>	11	1:42.161	22.151	148	48.430	181	31.580	180	222
3	1:44.319	22.269	148	50.473	173	31.577	186	225	12	1:42.492	22.467	148	48.499	182	31.526	187	223
4	1:41.968	22.153	148	<b>48.285</b>	181	31.530	187	224	13	1:42.157	22.331	147	48.329	181	31.497	186	226
5	1:42.648	22.400	148	48.667	180	31.581	184	222	14	1:42.685	22.293	148	48.827	182	31.565	187	226
6	1:44.244	22.555	147	50.056	178	31.633	186	222	15	1:42.796	22.515	148	48.674	182	31.607	187	224
7	1:42.852	22.233	147	49.139	181	31.480	185	223	16	1:42.882	22.492	149	48.725	180	31.665	186	225
8	1:41.952	22.303	148	48.333	181	<b>31.316</b>	187	225	17	1:42.486	22.432	148	48.571	181	31.483	186	223
9	<b>1:41.792</b>	<b>22.058</b>	148	48.398	181	31.336	187	223	18	1:42.441	22.411	147	48.659	181	31.371	185	222

<b>15</b>	Waldherr, DEU																<b>theoretical besttime: 1:47.363</b>
1	1:59.376	35.326	<b>149</b>	50.823	<b>179</b>	<b>33.227</b>	<b>183</b>	<b>232</b>	3	2:08.740	28.417	127	56.815	166	43.508		174
2	<b>1:52.250</b>	<b>23.618</b>	145	<b>50.518</b>	176	38.114	151	219									

<b>17</b>	Ciantini, CHE																<b>theoretical besttime: 1:42.044</b>
1	1:59.496	35.519	146	51.033	176	32.944	181	227	10	<b>1:42.445</b>	<b>22.157</b>	<b>148</b>	48.932	179	<b>31.356</b>	<b>185</b>	221
2	1:48.372	24.123	147	50.857	177	33.392	185	223	11	1:43.089	22.599	148	48.857	180	31.633	185	222
3	1:44.040	23.248	148	<b>48.531</b>	180	32.261	187	225	12	1:42.926	22.288	148	48.762	180	31.876	187	221
4	1:43.357	22.325	148	49.099	179	31.933	<b>188</b>	226	13	1:44.344	23.429	148	49.022	181	31.893	185	225
5	1:42.986	22.537	148	48.627	181	31.822	187	225	14	1:44.233	22.583	149	49.813	180	31.837	187	224
6	1:43.141	22.543	<b>150</b>	48.959	178	31.639	187	<b>227</b>	15	1:43.056	22.299	148	48.738	182	32.019	186	227
7	1:42.871	22.405	149	48.887	179	31.579	186	225	16	1:43.397	22.646	149	49.019	180	31.732	187	225
8	1:43.264	22.393	148	49.092	180	31.779	186	221	17	1:43.114	22.456	149	48.892	181	31.766	187	224
9	1:42.569	22.333	148	48.791	179	31.445	186	221	18	1:43.484	22.649	148	49.115	180	31.720	182	227

<b>19</b>	Scherer, CHE																<b>theoretical besttime: 1:42.502</b>
1	1:55.277	33.031	137	50.038	177	32.208	186	<b>227</b>	10	1:44.508	23.479	148	49.362	179	31.667	185	223
2	1:44.831	22.808	147	49.518	179	32.505	183	221	11	1:43.986	22.435	149	49.509	176	32.042	183	220
3	1:43.274	22.931	149	48.732	180	31.611	<b>187</b>	225	12	1:43.412	22.551	148	49.190	179	31.671	185	221
4	<b>1:42.680</b>	<b>22.275</b>	149	48.768	<b>180</b>	31.637	186	224	13	2:06.229	22.611	148	1:10.456	125	33.162	185	218
5	1:42.898	22.416	148	<b>48.684</b>	180	31.798	185	223	14	1:43.616	22.826	149	49.028	180	31.762	183	219
6	1:44.213	22.823	<b>150</b>	49.578	178	31.812	185	220	15	1:43.566	22.637	148	49.022	179	31.907	183	221
7	1:43.509	22.472	148	49.321	179	31.716	185	222	16	1:43.527	22.575	149	49.206	180	31.746	180	219
8	1:43.509	22.357	148	49.609	179	<b>31.543</b>	186	219	17	1:43.480	22.723	148	48.891	179	31.866	185	221
9	1:43.443	22.516	148	49.233	177	31.694	184	222	18	1:43.948	22.462	148	49.651	179	31.835	183	226



# ADAC Formel 4

## Sector List Race 1

Provisional



Hockenheimring, Length: 4574m

Air temperature: 17.69°C

Track temperature: 17.61°C

Weather condition: Dry

DMSB Reg. Nr.: 288/16

Saturday, October 01, 2016 12:00:00

Lap	Time	SE1	SP1	SE2	SP2	SE3	SP3	TSP	Lap	Time	SE1	SP1	SE2	SP2	SE3	SP3	TSP
<b>20</b>	Kratz, DEU								<b>theoretical besttime: 1:42.678</b>								
1	1:57.263	34.881	145	50.097	178	32.285	<b>187</b>	225	5	<b>1:42.836</b>	22.358	148	48.799	178	31.679	184	223
2	1:44.707	23.009	147	49.583	178	32.115	185	223	6	1:43.568	22.266	148	49.630	180	<b>31.672</b>	<b>186</b>	223
3	1:42.935	22.390	149	<b>48.749</b>	<b>181</b>	31.796	187	222	7	1:43.178	22.361	150	48.932	178	31.885	185	221
4	1:43.398	<b>22.257</b>	149	49.378	179	31.763	186	<b>230</b>	8	1:54.206	22.451	149	53.620	173	38.135		221

<b>21</b>	Halder, DEU								<b>theoretical besttime: 1:43.276</b>								
1	2:10.357	47.410	145	50.376	176	32.571	183	215	10	1:43.487	22.667	149	49.075	179	31.745	184	218
2	1:44.722	22.963	148	49.657	178	32.102	184	215	11	<b>1:43.428</b>	22.705	149	49.044	179	<b>31.679</b>	<b>183</b>	220
3	1:44.137	22.808	147	49.223	179	32.106	183	219	12	1:43.687	22.836	150	49.079	180	31.772	185	220
4	1:43.926	22.776	149	49.366	178	31.784	183	216	13	1:44.234	22.597	148	49.083	179	32.554	184	220
5	1:44.016	22.719	148	49.146	178	32.151	182	219	14	1:44.742	23.126	148	49.564	179	32.052	184	219
6	1:44.084	22.817	148	49.386	179	31.881	184	219	15	1:44.151	22.720	148	49.177	179	32.254	183	220
7	1:43.547	<b>22.574</b>	148	49.252	<b>180</b>	31.721	184	<b>221</b>	16	1:45.060	22.865	149	49.497	161	32.698	184	218
8	1:43.818	22.652	147	49.219	178	31.947	183	219	17	1:44.175	22.896	148	49.367	179	31.912	183	219
9	1:43.583	22.771	147	<b>49.023</b>	179	31.789	184	218	18	1:45.242	22.770	147	50.560	177	31.912	184	219

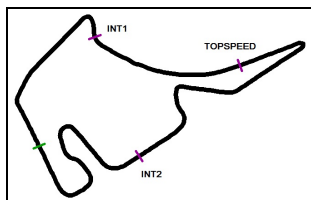
<b>23</b>	Hanses, DEU								<b>theoretical besttime: 1:42.856</b>								
1	2:09.863	37.171	147	52.821	169	39.871		<b>224</b>	10	1:42.974	22.559	148	<b>48.837</b>	<b>179</b>	<b>31.578</b>	<b>185</b>	220
2	2:45.590	1:23.535	145	50.014	179	32.041	184	217	11	1:43.026	22.461	148	48.863	180	31.702	183	220
3	1:43.700	22.637	149	49.238	178	31.825	<b>185</b>	219	12	1:43.492	22.843	148	48.904	180	31.745	183	221
4	1:43.384	22.588	148	49.027	180	31.769	185	219	13	1:44.115	23.027	148	49.290	179	31.798	185	221
5	1:43.468	22.537	148	49.039	180	31.892	183	220	14	1:44.948	23.773	149	49.214	182	31.961	180	221
6	1:43.652	22.813	149	49.076	177	31.763	185	220	15	1:44.017	22.839	149	49.052	178	32.126	185	222
7	1:43.457	22.634	147	49.037	180	31.786	185	219	16	1:43.587	22.728	150	49.056	180	31.803	185	220
8	1:43.171	22.524	148	49.007	180	31.640	183	220	17	1:44.334	22.722	147	49.670	180	31.942	185	220
9	<b>1:42.950</b>	<b>22.441</b>	147	48.929	180	31.580	184	219									

<b>24</b>	Brezina, DEU								<b>theoretical besttime: 1:46.215</b>								
1	2:00.597	36.236	146	51.194	175	<b>33.167</b>	<b>191</b>	<b>230</b>	3								
2	<b>1:49.104</b>	<b>23.051</b>	<b>148</b>	<b>49.997</b>	<b>178</b>	36.056	87	226									

<b>25</b>	Müller-Crepon, CHE								<b>theoretical besttime: 1:41.919</b>								
1	2:00.095	34.647	118	52.385	177	33.063	186	<b>229</b>	10	1:42.794	<b>22.048</b>	<b>148</b>	48.573	181	32.173	188	224
2	1:47.056	23.344	148	50.678		33.034	182	227	11	1:43.275	22.552	149	<b>48.519</b>	<b>183</b>	32.204	188	226
3	1:43.948	22.965	148	48.893	181	32.090	187	226	12	1:43.461	22.313	149	49.258	182	31.890	187	229
4	1:42.529	22.431	150	48.742	181	31.356	187	223	13	1:47.501	27.381	148	48.665	180	31.455	188	224
5	1:42.408	22.162	150	48.532	182	31.714	<b>189</b>	226	14	1:43.789	22.433	148	49.007	180	32.349	188	226
6	1:43.348	23.015	<b>150</b>	48.863	181	31.470	187	223	15	1:43.177	22.643	148	48.819	181	31.715	187	226
7	<b>1:42.327</b>	22.236	148	48.622	181	31.469	186	224	16	1:43.082	22.430	149	48.809	180	31.843	188	227
8	1:43.198	22.222	149	49.365	180	31.611	184	225	17	1:43.404	22.408	150	48.888	182	32.108	177	224
9	1:42.428	22.350	149	48.726	180	<b>31.352</b>	187	223	18	1:43.197	22.547	148	48.694	183	31.956	187	225

<b>27</b>	Gachot, GBR								<b>theoretical besttime: 1:42.080</b>								
1	2:01.513	37.741	146	50.318	179	33.454	<b>189</b>	<b>230</b>	10	<b>1:42.186</b>	<b>22.292</b>	<b>150</b>	48.428	181	31.466	186	222
2	1:46.753	22.988	149	50.068	175	33.697	183	228	11	1:42.234	22.319	150	48.519	180	<b>31.396</b>	<b>186</b>	224
3	1:45.234	23.306	146	49.513	179	32.415	186	226	12	1:42.188	22.325	149	48.428	181	31.435	187	223
4	1:42.719	22.366	149	48.470	181	31.883	183	225	13	1:43.996	22.715	150	49.443	175	31.838	187	225
5	1:43.241	22.833	148	48.524	181	31.884	187	225	14	1:44.186	22.503	149	49.225	180	32.458	187	227
6	1:43.510	22.452	149	48.922	180	32.136	187	225	15	1:44.247	23.584	134	48.906	182	31.757	186	223
7	1:42.958	22.676	147	48.589	182	31.693	187	225	16	1:42.496	22.403	150	48.465	181	31.628	188	225
8	1:44.662	22.815	148	49.814	179	32.033	187	223	17	1:43.384	23.515	150	<b>48.392</b>	<b>182</b>	31.477	188	225
9	1:42.606	22.707	149	48.406	180	31.493	185	225	18	1:43.232	22.931	149	48.522	183	31.779	185	225

<b>28</b>	Schramm, DEU								<b>theoretical besttime: 1:41.592</b>								
1	1:59.262	35.587	131	50.781	178	32.894	181	226	10	1:42.602	22.944	150	48.432	182	31.226	187	222
2	1:44.587	23.100	149	49.056	176	32.431	<b>189</b>	225	11	<b>1:41.656</b>	22.411	152	<b>48.145</b>	<b>183</b>	<b>31.100</b>	<b>187</b>	224
3	1:42.876	23.082	148	48.486	<b>183</b>	31.308	189	225	12	1:41.721	<b>22.347</b>	<b>151</b>	48.213	183	31.161	188	224
4	1:41.948	22.351	151	48.314	183	31.283	187	224	13	1:42.075	22.456	151	48.319	183	31.300	188	224
5	1:42.788	22.512	151	48.522	173	31.754	187	226	14	1:42.116	22.477	151	48.410	182	31.229	188	224



# ADAC Formel 4

## Sector List Race 1

Provisional



Hockenheimring, Length: 4574m

Air temperature: 17.69°C

Track temperature: 17.61°C

Weather condition: Dry

**DMSB** Reg. Nr.: 288/16

Saturday, October 01, 2016 12:00:00

Lap	Time	SE1	SP1	SE2	SP2	SE3	SP3	TSP	Lap	Time	SE1	SP1	SE2	SP2	SE3	SP3	TSP
6	1:42.289	22.358	150	48.434	183	31.497	188	230	15	1:42.312	22.725	150	48.236	183	31.351	188	225
7	1:43.591	22.535	151	49.410	180	31.646	187	<b>232</b>	16	1:42.085	22.581	151	48.248	182	31.256	188	226
8	1:43.121	22.354	151	49.219	179	31.548	186	228	17	1:42.650	22.457	151	48.500	182	31.693	187	228
9	1:43.321	22.422	150	49.334	179	31.565	189	223	18	1:42.009	22.511	150	48.146	182	31.352	183	226

### 29 Schumacher, DEU

theoretical besttime: 1:41.200

1	1:56.411	34.663	144	49.251	182	32.497	188	225	10	1:41.837	22.113	149	48.496	181	31.228	187	225
2	1:44.139	23.394	148	48.896	176	31.849	188	229	11	1:42.788	22.336	149	49.056	180	31.396	187	222
3	1:42.246	22.125	150	48.476	181	31.645	186	223	12	1:42.666	22.188	147	49.136	181	31.342	185	221
4	1:41.970	22.244	149	48.477	181	31.249	187	228	13	1:42.141	22.296	149	48.559	182	31.286	187	223
5	1:41.577	22.027	151	<b>48.241</b>	181	31.309	187	<b>231</b>	14	1:42.454	22.142	150	48.963	180	31.349	187	222
6	1:42.501	22.142	150	48.667	<b>183</b>	31.692	188	224	15	1:42.370	22.387	148	48.667	181	31.316	187	223
7	1:41.749	22.278	150	48.274	181	31.197	187	230	16	1:42.644	22.302	151	48.807	181	31.535	188	223
8	1:41.424	21.976	150	48.403	181	<b>31.045</b>	188	223	17	1:42.665	22.289	149	48.739	182	31.637	182	223
9	<b>1:41.384</b>	<b>21.914</b>	149	48.244	182	31.226	<b>189</b>	225	18	1:45.098	25.001	149	48.594	182	31.503	187	224

### 33 Aberdein, ZAF

theoretical besttime: 1:43.131

1	1:58.534	35.748	143	50.290	179	32.496	187	229	10	1:44.307	22.915	148	49.249	180	32.143	186	221
2	1:45.132	22.739	<b>151</b>	49.729	181	32.664	<b>189</b>	227	11	1:45.205	22.836	149	50.156	177	32.213	187	219
3	1:45.362	23.666	137	49.244	180	32.452	186	<b>232</b>	12	1:44.785	22.806	147	49.825	180	32.154	184	221
4	1:43.446	22.639	150	<b>48.619</b>	<b>182</b>	32.188	185	223	13	1:45.704	22.933	149	50.390	177	32.381	186	223
5	<b>1:43.423</b>	<b>22.568</b>	150	48.727	180	32.128	187	225	14	1:44.919	23.394	150	49.281	179	32.244	186	225
6	1:44.960	22.976	149	50.040	180	<b>31.944</b>	185	221	15	1:44.010	22.836	149	48.970	179	32.204	185	223
7	1:44.465	22.589	148	49.875	181	32.001	186	224	16	1:44.609	22.872	148	49.410	178	32.327	185	223
8	1:45.053	23.150	148	49.893	180	32.010	187	221	17	1:44.076	22.801	149	49.263	180	32.012	186	223
9	1:43.962	22.672	149	49.336	180	31.954	186	221	18	1:44.108	22.646	148	49.014	181	32.448	186	223

### 35 Laliberte, FRA

theoretical besttime: 1:41.578

1	1:54.193	32.137	136	50.066	179	31.990	187	225	10	1:42.699	<b>22.106</b>	<b>150</b>	49.210	180	31.383	188	222
2	1:44.586	22.464	149	49.629	177	32.493	187	223	11	1:42.847	22.208	149	48.790	178	31.849	188	227
3	1:42.383	22.421	149	48.656	180	31.306	188	223	12	1:42.812	22.129	150	49.020	180	31.663	187	<b>228</b>
4	1:41.906	22.184	150	48.435	181	31.287	187	222	13	1:42.080	22.280	149	<b>48.326</b>	<b>182</b>	31.474	188	225
5	1:41.852	22.144	150	48.377	182	31.331	188	223	14	1:42.465	22.298	150	48.525	180	31.642	187	224
6	1:42.627	22.255	149	48.942	180	31.430	187	227	15	1:42.412	22.470	149	48.388	183	31.554	186	225
7	1:41.940	22.250	149	48.442	180	31.248	187	223	16	1:45.665	22.431	150	51.220	170	32.014	188	225
8	1:41.796	22.139	149	48.452	181	31.205	187	222	17	1:42.785	22.279	150	48.748	182	31.758	185	225
9	<b>1:41.703</b>	22.113	149	48.444	181	<b>31.146</b>	187	222	18	1:42.567	22.523	149	48.420	183	31.624	188	226

### 40 Hoogenboom, NLD

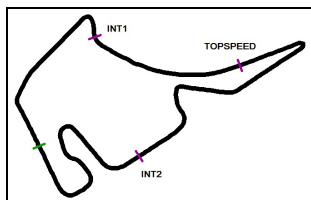
theoretical besttime: 1:41.708

1	1:53.470	32.197	144	49.590	180	31.683	187	224	10	1:43.008	22.209	150	48.847	182	31.952	188	224
2	1:49.061	22.567	150	50.137	171	36.357	182	<b>228</b>	11	1:43.329	22.541	149	48.875	181	31.913	186	225
3	1:54.353	25.936	137	49.941	175	38.476		226	12	1:42.902	22.513	150	48.698	180	31.691	187	225
4	2:37.067	1:16.668	148	48.925	181	31.474	186	219	13	1:44.968	22.446	150	49.431	181	33.091	187	225
5	1:42.445	22.371	150	48.716	181	31.358	186	221	14	1:43.398	22.819	150	48.971	182	31.608	187	223
6	1:42.358	22.346	150	48.684	182	31.328	187	221	15	1:42.743	22.285	149	48.652	180	31.806	187	221
7	<b>1:41.769</b>	22.175	149	48.368	182	<b>31.226</b>	187	221	16	1:42.371	22.310	150	48.675	181	31.386	185	221
8	1:42.007	<b>22.154</b>	150	<b>48.328</b>	<b>183</b>	31.525	187	223	17	1:42.916	22.460	149	48.859	182	31.597	186	221
9	1:42.188	22.317	149	48.455	182	31.416	<b>188</b>	224	18	1:42.308	22.485	151	48.472	182	31.351	187	222

### 44 Vips, ITA

theoretical besttime: 1:41.762

1	1:51.741	30.310	147	49.621	179	31.810	187	225	10	1:41.859	<b>22.112</b>	<b>150</b>	48.463	181	31.284	187	221
2	1:42.829	22.594	148	48.774	180	31.461	<b>189</b>	221	11	1:42.034	22.289	150	48.433	180	31.312	187	220
3	1:42.313	22.249	149	48.600	180	31.464	188	222	12	1:42.288	22.309	150	48.458	181	31.521	185	222
4	1:41.965	22.133	150	48.471	179	31.361	186	222	13	1:42.214	22.382	150	<b>48.428</b>	<b>180</b>	31.404	185	222
5	1:42.306	22.245	150	48.497	180	31.564	187	223	14	1:42.270	22.427	151	48.516	181	31.327	187	222
6	1:42.359	22.290	150	48.731	180	31.338	188	221	15	1:44.930	23.923	145	49.179	182	31.828	186	<b>227</b>
7	1:42.139	22.204	150	48.530	180	31.405	187	222	16	1:43.682	22.637	149	49.210	179	31.835	187	223
8	1:41.999	22.306	150	48.468	180	31.225	188	222	17	1:42.948	22.626	151	48.707	182	31.615	186	222
9	<b>1:41.858</b>	22.130	150	48.506	180	<b>31.222</b>	187	222	18	1:42.936	22.422	150	48.638	181	31.876	186	222



# ADAC Formel 4

## Sector List Race 1

Provisional



Hockenheimring, Length: 4574m

Air temperature: 17.69°C

Track temperature: 17.61°C

Weather condition: Dry

DMSB Reg. Nr.: 288/16

Saturday, October 01, 2016 12:00:00

Lap	Time	SE1	SP1	SE2	SP2	SE3	SP3	TSP	Lap	Time	SE1	SP1	SE2	SP2	SE3	SP3	TSP
<b>45</b>	Wolf, DEU								<b>theoretical besttime: 1:41.932</b>								
1	1:59.602	35.379	139	51.282	177	32.941	185	227	10	1:44.855	22.706	150	49.260	175	32.889	189	231
2	1:44.623	23.531	147	48.768	181	32.324	188	224	11	1:43.958	22.359	150	48.922	179	32.677	188	231
3	1:43.661	23.115	149	48.824	182	31.722	188	232	12	1:43.345	22.374	150	49.144	180	31.827	189	227
4	1:43.821	22.535	149	49.581	179	31.705	188	223	13	1:44.202	22.424	150	49.780	163	31.998	188	225
5	<b>1:42.047</b>	<b>22.221</b>	150	48.377	181	<b>31.449</b>	189	229	14	1:42.629	22.505	150	48.533	182	31.591	188	226
6	1:42.615	22.222	<b>150</b>	48.529	<b>183</b>	31.864	189	232	15	1:42.849	22.578	149	48.493	183	31.778	187	226
7	1:42.113	22.343	150	48.264	183	31.506	<b>191</b>	<b>233</b>	16	1:42.919	22.558	149	48.636	181	31.725	188	226
8	1:42.861	22.625	150	<b>48.262</b>	183	31.974	187	231	17	1:42.558	22.321	149	48.487	182	31.750	189	226
9	1:43.634	22.381	150	48.884	180	32.369	186	225	18	1:42.622	22.430	149	48.547	182	31.645	188	226

<b>66</b>	Laaksonen, FIN								<b>theoretical besttime: 1:41.619</b>								
1	1:56.189	34.056	147	49.729	178	32.404	188	224	10	1:42.092	22.235	149	48.627	181	31.230	187	222
2	1:45.052	23.804	147	49.237	177	32.011	188	<b>229</b>	11	<b>1:41.787</b>	<b>22.122</b>	<b>150</b>	48.386	181	31.279	188	224
3	1:43.148	22.369	<b>150</b>	49.316	179	31.463	<b>189</b>	222	12	1:42.221	22.141	150	<b>48.342</b>	<b>182</b>	31.738	186	225
4	1:42.871	22.414	148	48.986	180	31.471	187	223	13	1:42.106	22.296	150	48.417	181	31.393	186	225
5	1:42.118	22.159	148	48.469	181	31.490	187	224	14	1:42.812	22.588	147	48.750	181	31.474	186	225
6	1:43.044	22.267	148	49.418	180	31.359	188	220	15	1:43.219	22.512	146	48.992	181	31.715	185	220
7	1:42.506	22.292	149	49.005	180	31.209	188	223	16	1:43.142	22.602	150	48.810	180	31.730	186	221
8	1:42.422	22.458	150	48.696	180	31.268	188	222	17	1:42.535	22.372	150	48.673	181	31.490	187	222
9	1:41.874	22.134	150	48.585	181	<b>31.155</b>	188	220	18	1:42.562	22.387	149	48.655	182	31.520	187	223

<b>68</b>	Correa, ITA								<b>theoretical besttime: 1:42.330</b>								
1	1:57.833	35.082	143	50.073	178	32.678	187	<b>230</b>	5	<b>1:42.754</b>	22.410	150	<b>48.564</b>	<b>182</b>	31.780	188	223
2	1:45.395	22.820	149	49.887	178	32.688	186	225	6	1:43.079	<b>22.313</b>	<b>150</b>	48.788	181	31.978	187	223
3	1:43.289	22.873	148	48.963	180	<b>31.453</b>	187	222	7	1:43.064	22.448	149	48.577	184	32.039	187	225
4	1:42.916	22.343	149	48.951	180	31.622	<b>188</b>	222	8	2:18.561	22.466	151	55.696	136	1:00.399		225

<b>69</b>	Bianchi, CHE								<b>theoretical besttime: 1:42.589</b>								
1	2:03.854	38.045	110	52.253	175	33.556	185	223	10	1:44.003	22.898	148	49.040	180	32.065	186	226
2	1:46.619	23.003	149	50.194	179	33.422	179	223	11	1:43.922	22.670	149	49.567	178	31.685	185	219
3	1:44.822	23.447	148	49.092	179	32.283	186	221	12	1:43.086	22.601	149	48.877	180	31.608	185	220
4	1:43.683	22.830	149	49.044	179	31.809	186	<b>230</b>	13	1:43.662	<b>22.307</b>	<b>148</b>	49.018	179	32.337	185	220
5	1:43.253	22.421	148	48.970	179	31.862	187	220	14	1:43.579	23.163	148	48.789	177	31.627	185	222
6	1:43.700	22.651	<b>150</b>	49.152	180	31.897	185	222	15	1:43.211	22.523	149	48.792	180	31.896	183	223
7	1:43.051	22.504	148	48.807	180	31.740	186	221	16	<b>1:42.743</b>	22.432	150	48.778	179	<b>31.533</b>	<b>186</b>	222
8	1:43.025	22.397	149	48.835	<b>180</b>	31.793	<b>187</b>	223	17	1:42.948	22.460	150	48.777	180	31.711	186	223
9	1:42.988	22.469	149	<b>48.749</b>	180	31.770	187	223	18	1:43.164	22.401	148	48.847	180	31.916	185	221

<b>75</b>	Esmeijer, NLD								<b>theoretical besttime: 1:42.040</b>								
1	1:56.098	33.577	147	49.986	179	32.535	183	<b>233</b>	10	1:44.173	22.851	149	49.394	178	31.928	189	229
2	1:44.844	23.445	148	49.340	178	32.059	<b>189</b>	223	11	1:43.585	22.441	150	48.946	179	32.198	188	225
3	1:43.108	22.506	148	49.133	182	<b>31.469</b>	187	223	12	1:44.032	22.704	149	49.608	180	31.720	188	228
4	1:43.758	22.634	147	49.502	181	31.622	186	221	13	1:52.940	22.410	148	55.934	123	34.596	185	230
5	<b>1:42.269</b>	<b>22.276</b>	148	<b>48.295</b>	182	31.698	187	227	14	1:44.580	23.251	145	49.575	180	31.754	187	223
6	1:43.366	22.412	<b>150</b>	49.075	181	31.879	188	228	15	1:42.987	22.489	150	48.576	183	31.922	187	226
7	1:43.602	22.576	149	49.267	179	31.759	187	231	16	1:43.191	22.705	150	48.676	180	31.810	187	227
8	1:43.913	22.355	150	49.748	178	31.810	185	226	17	1:42.995	22.661	149	48.586	183	31.748	188	227
9	1:43.668	22.541	149	49.029	177	32.098	186	223	18	1:43.391	22.932	148	48.881	181	31.578	187	226

<b>77</b>	van Uitert, NLD								<b>theoretical besttime: 1:41.613</b>								
1	1:55.561	33.036	145	50.316	177	32.209	187	226	10	1:41.924	<b>22.085</b>	<b>148</b>	48.459	182	31.380	187	222
2	1:44.159	22.730	148	48.788	180	32.641	185	223	11	1:42.293	22.387	147	48.529	181	31.377	186	225
3	1:42.639	22.323	149	48.671	179	31.645	<b>187</b>	226	12	1:42.263	22.327	147	48.479	182	31.457	187	224
4	1:43.039	22.370	148	49.123	180	31.546	187	226	13	1:42.181	22.412	147	48.279	181	31.490	183	225
5	1:42.170	22.189	147	<b>48.271</b>	181	31.710	185	225	14	1:42.432	22.400	147	48.635	181	31.397	187	225
6	1:42.589	22.374	<b>149</b>	48.794	180	31.421	186	228	15	1:42.705	22.462	148	48.664	182	31.579	187	225
7	1:42.429	22.300	148	48.733	181	31.396	186	223	16	1:43.046	22.363	148	49.019	177	31.664	187	228
8	1:41.964	22.281	148	48.426	181	<b>31.257</b>	187	225	17	1:42.788	22.427	148	48.921	180	31.440	186	226
9	<b>1:41.866</b>	22.176	148	48.415	182	31.275	187	222	18	1:42.657	22.556	147	48.457	181	31.644	186	<b>229</b>





# ADAC Formel 4

## Sector List Race 1

Provisional



Hockenheimring, Length: 4574m

Air temperature: 17.69°C

Track temperature: 17.61°C

Weather condition: Dry

**DMSB** Reg. Nr.: 288/16

Saturday, October 01, 2016 12:00:00

Lap	Time	SE1	SP1	SE2	SP2	SE3	SP3	TSP	Lap	Time	SE1	SP1	SE2	SP2	SE3	SP3	TSP
-----	------	-----	-----	-----	-----	-----	-----	-----	-----	------	-----	-----	-----	-----	-----	-----	-----

### 79 Love, AUS

theoretical besttime: 1:42.739

1	2:02.123	38.256	146	51.081	177	32.786	187	229	8	1:43.282	22.766	149	<b>48.690</b>	<b>181</b>	31.826	186	225
2	1:46.557	23.277	150	49.920	178	33.360	185	221	9	1:43.229	<b>22.429</b>	<b>151</b>	48.938	179	31.862	186	227
3	1:46.034	23.318	148	49.719	179	32.997	185	<b>230</b>	10	<b>1:43.100</b>	22.549	150	48.931	180	<b>31.620</b>	<b>187</b>	226
4	1:45.485	22.600	148	50.842	178	32.043	183	219	11	1:44.394	22.574	149	49.371	179	32.449	188	227
5	1:43.319	22.823	150	48.756		31.740	185	222	12	1:45.334	23.732	149	49.066	177	32.536	185	225
6	1:43.407	22.706	150	48.906	<b>181</b>	31.795	187	225	13	1:44.548	23.072	147	49.104	179	32.372	187	218
7	1:43.794	22.746	150	49.400	179	31.648	<b>188</b>	222	14		27.493	42					168

### 80 Drugovich, AUT

theoretical besttime: 1:41.711

1	1:53.038	31.368	148	49.705	177	31.965	186	222	10	<b>1:41.786</b>	22.218	150	<b>48.412</b>	<b>180</b>	31.156	186	220
2	1:58.353	22.663	150	54.314	162	41.376		<b>224</b>	11	1:42.229	22.402	148	48.516	181	31.311	185	220
3	2:31.452	1:10.583	147	49.180	179	31.689	185	218	12	1:42.568	22.695	150	48.549	181	31.324	185	219
4	1:42.765	22.407	<b>150</b>	48.798	180	31.560	185	219	13	1:42.725	22.419	149	48.736	180	31.570	186	220
5	1:42.811	22.309	149	48.904	179	31.598	185	219	14	1:42.750	22.689	150	48.732	181	31.329	186	220
6	1:42.457	22.493	148	48.695	180	31.269	<b>186</b>	220	15	1:42.986	22.534	149	48.669	181	31.783	186	220
7	1:41.970	22.269	149	48.530	181	31.171	185	220	16	1:42.882	22.613	149	48.782	181	31.487	186	220
8	1:41.947	<b>22.176</b>	149	48.607	<b>181</b>	31.164	186	220	17	1:46.127	24.031	119	50.189	179	31.907	186	216
9	1:41.860	22.264	149	48.473	179	<b>31.123</b>	186	220	18	1:43.089	22.723	149	48.742	181	31.624	186	220

### 81 Nielsen, DNK

theoretical besttime: 1:41.747

1	2:00.806	36.006	140	51.653	175	33.147	<b>188</b>	227	10	<b>1:41.753</b>	<b>22.375</b>	<b>150</b>	48.130	182	<b>31.248</b>	<b>187</b>	224
2	1:47.758	23.350	145	50.567	174	33.841	183	225	11	1:41.773	22.391	151	<b>48.124</b>	<b>182</b>	31.258	188	224
3	1:44.135	23.285	146	48.890	178	31.960	186	<b>231</b>	12	1:43.056	22.397	150	48.481	181	32.178	188	228
4	1:43.174	22.568	149	48.295	182	32.311	182	225	13	1:45.483	25.104	150	48.591	177	31.788	186	227
5	1:42.884	22.742	149	48.327	180	31.815	186	225	14	1:44.303	22.576	149	49.384	177	32.343	183	226
6	1:43.762	22.493	<b>151</b>	49.165	174	32.104	188	227	15	1:43.234	22.932	149	48.752	182	31.550	186	221
7	1:42.942	22.641	148	48.467	181	31.834	188	223	16	1:43.134	22.444	150	48.852	180	31.838	187	226
8	1:43.769	23.447	150	49.012	181	31.310	187	224	17	1:43.102	22.667	149	48.659	181	31.776	187	223
9	1:42.025	22.454	149	48.275	182	31.296	185	222	18	1:43.365	22.573	150	49.164	178	31.628	186	230

### 90 Piro, DEU

theoretical besttime: 1:42.006

1	1:54.723	33.365	147	49.268	181	32.090	187	<b>228</b>	10	1:42.228	22.350	148	48.480	181	31.398	186	221
2	1:44.540	22.546	149	49.103	180	32.891	<b>187</b>	225	11	<b>1:42.110</b>	22.389	149	<b>48.342</b>	<b>182</b>	<b>31.379</b>	<b>186</b>	224
3	1:42.651	22.477	149	48.617	181	31.557	187	225	12	1:42.168	22.339	149	48.355	182	31.474	187	224
4	1:42.297	22.305	149	48.514	182	31.478	186	224	13	1:42.479	22.517	148	48.363	181	31.599	186	224
5	1:42.879	<b>22.285</b>	<b>150</b>	48.888	182	31.706	187	224	14	1:42.975	22.787	149	48.716	181	31.472	187	222
6	1:43.715	22.503	149	49.376	180	31.836	186	224	15	1:44.915	24.309	139	48.980	182	31.626	187	222
7	1:42.573	22.501	149	48.559	181	31.513	187	225	16	1:42.907	22.686	149	48.711	181	31.510	187	223
8	1:42.233	22.331	149	48.420	182	31.482	187	225	17	1:42.986	22.560	149	48.811	181	31.615	186	224
9	1:42.305	22.418	149	48.467	181	31.420	186	223	18	1:42.889	22.522	149	48.896	183	31.471	187	221

### 96 Mawson, DEU

theoretical besttime: 1:41.054

1	1:51.179	30.463	149	49.096	181	31.620	187	225	10	<b>1:41.154</b>	22.092	150	<b>48.038</b>	<b>182</b>	<b>31.024</b>	<b>188</b>	225
2	1:42.133	22.384	149	48.433	182	31.316	188	225	11	1:41.186	21.993	150	48.075	182	31.118	188	225
3	1:41.981	22.110	149	48.511	182	31.360	184	228	12	1:41.422	22.008	150	48.080	183	31.334	187	225
4	1:41.784	22.500	150	48.052	183	31.232	187	226	13	1:41.420	22.158	150	48.050	182	31.212	187	225
5	1:41.529	<b>21.992</b>	150	48.158	<b>183</b>	31.379	188	227	14	1:42.185	22.086	150	48.521	181	31.578	188	226
6	1:42.332	22.274	150	48.636	181	31.422	187	<b>230</b>	15	1:42.759	22.750	150	48.508	183	31.501	187	224
7	1:42.126	22.269	150	48.609	181	31.248	188	225	16	1:42.422	22.394	150	48.452	181	31.576	186	225
8	1:41.580	22.115	150	48.284	182	31.181	187	224	17	1:41.925	22.271	150	48.324	183	31.330	187	225
9	1:41.295	22.004	150	48.132	182	31.159	186	224	18	1:41.831	22.196	151	48.206	183	31.429	180	225

### 99 Flörsch, DEU

theoretical besttime: 1:41.987

1	1:59.813	35.942	147	50.925	177	32.946	185	<b>231</b>	10	1:42.990	22.120	148	49.145	178	31.725	185	219
2	1:47.370	23.486	146	49.771	178	34.113	181	219	11	1:43.137	22.302	148	49.302	178	31.533	185	218
3	1:51.789	23.802	146	49.842	171	38.145		222	12	1:42.952	22.368	148	49.042	179	31.542	185	218
4	2:31.654	1:10.537	147	49.226	178	31.891	185	217	13	1:45.221	22.483	148	49.775	176	32.963	185	218
5	1:43.227	22.412	148	49.174	178	31.641	185	219	14	1:44.164	22.881	147	49.598	180	31.685	186	226
6	1:43.102	22.279	148	49.290	179	31.533	186	219	15	1:43.278	22.272	148	49.133	178	31.873	185	221



# ADAC Formel 4

## Sector List Race 1

Provisional



Hockenheimring, Length: 4574m

Air temperature: 17.69°C

Track temperature: 17.61°C

Weather condition: Dry

**DMSB** Reg. Nr.: 288/16

Saturday, October 01, 2016 12:00:00

Lap	Time	SE1	SP1	SE2	SP2	SE3	SP3	TSP	Lap	Time	SE1	SP1	SE2	SP2	SE3	SP3	TSP
7	1:42.653	22.313	148	48.979	179	31.361	185	218	16	1:42.824	22.313	148	48.938	180	31.573	186	220
8	1:42.457	22.223	148	48.929	179	<b>31.305</b>	186	218	17	1:42.669	22.376	148	48.772	180	31.521	187	221
9	1:42.326	<b>22.096</b>	148	48.863	179	31.367	186	219	18	<b>1:42.276</b>	22.286	149	<b>48.586</b>	<b>181</b>	31.404	187	223