



# ADAC GT Masters

## Result List Qualifying 1

Provisional



Hockenheimring, Length: 4574m

Air temperature: 15.69°C

Track temperature: 15.71°C

Weather condition: Wet

**DMSB** Reg. Nr.: 289/16

Saturday, October 01, 2016 9:30:00

started : 25      classified : 25      not classified : 0

	Drivers	Team	Car	Lap	Best Time	Gap	Diff	Kph	Day Time
1	29 C.De Phillippi(USA)(J)/C.Mies(DEU)	MontaplastbyLand-Motorsport(DEU)	Audi R8 LMS	10	<b>1:52.369</b>			146.5	9:49:44
2	17 D.Jahn(DEU)/K.Estre(FRA)	KÜS TEAM75 Bernhard(DEU)	Porsche 911 GT3 R	9	<b>1:52.450</b>	0.081	0.081	146.4	9:48:10
3	28 C.Haase(DEU)/S.Ortelli(MCO)	MontaplastbyLand-Motorsport(DEU)	Audi R8 LMS	11	<b>1:52.570</b>	0.201	0.120	146.2	9:51:35
4	99 R.Renauer(DEU)/M.Ragginger(AUT)	Precote Herberth Motorsport(DEU)	Porsche 911 GT3 R	8	<b>1:52.708</b>	0.339	0.138	146.0	9:46:14
5	36 M.Dienst(DEU)(J)/C.Zanella(CHE)	bigFM Racing Team Schütz Motorsport(DEU)	Porsche 911 GT3 R	10	<b>1:52.947</b>	0.578	0.239	145.7	9:50:40
6	21 N.Sylvest(DNK)(J)/N.Rogivue(CHE)(J)	AMG - Team Zakspeed(DEU)	Mercedes-AMG GT3	9	<b>1:53.142</b>	0.773	0.195	145.5	9:51:08
7	50 P.Geipel(DEU)/R.Frey(CHE)	YACO Racing(DEU)	Audi R8 LMS	10	<b>1:53.305</b>	0.936	0.163	145.3	9:49:43
8	6 K.Snoeks(NLD)/E.Erhart(DEU)	HB Racing WDS Bau(AUT)	Lamborghini Huracan GT3	9	<b>1:53.502</b>	1.133	0.197	145.0	9:48:20
9	32 F.Spengler(DEU)/E.Zonzini(SMR)(J)	Bonaldi Motorsport S.r.l.(ITA)	Lamborghini Huracan GT3	9	<b>1:53.877</b>	1.508	0.375	144.5	9:49:24
10	5 M.Pommer(DEU)/J.van Lagen(NLD)	HB Racing WDS Bau(AUT)	Lamborghini Huracan GT3	9	<b>1:54.112</b>	1.743	0.235	144.3	9:49:11
11	63 R.Ineichen(CHE)(T)/C.Engelhart(DEU)	GRT Grasser-Racing-Team(AUT)	Lamborghini Huracan GT3	4	<b>1:54.178</b>	1.809	0.066	144.2	9:39:56
12	66 E.Lindholm(DEU)/A.Gies(DEU)	ADACNSAA Attempto Racing Team(DEL)	Lamborghini Huracan GT3	8	<b>1:54.258</b>	1.889	0.080	144.1	9:46:38
13	77 J.Gounon(FRA)(J)/D.Keilwitz(DEU)	Callaway Competition(DEU)	Corvette C7 GT3	10	<b>1:54.427</b>	2.058	0.169	143.9	9:50:58
14	1 S.Asch(DEU)/L.Ludwig(DEU)	AMG - Team Zakspeed(DEU)	Mercedes-AMG GT3	6	<b>1:54.564</b>	2.195	0.137	143.7	9:43:37
15	69 P.Assenheimer(DEU)(J)/D.Schwager(DEU)	Callaway Competition(DEU)	Corvette C7 GT3	10	<b>1:55.031</b>	2.662	0.467	143.1	9:50:44
16	44 M.Ahlin-Kottulinsky(SWE)(J)/P.Kaffer(DEU)	Aust Motorsport(DEU)	Audi R8 LMS	9	<b>1:55.133</b>	2.764	0.102	143.0	9:49:35
17	20 J.Krohn(FIN)/M.Tomczyk(DEU)	Schubert Motorsport(DEU)	BMW M6 GT3	10	<b>1:55.363</b>	2.994	0.230	142.7	9:51:50
18	31 M.Hackländer(DEU)/L.Mauron(SUI)(J)	Callaway Competition(DEU)	Corvette C7 GT3	11	<b>1:55.409</b>	3.040	0.046	142.6	9:51:54
19	8 F.Hamprecht(DEU)(J)/C.Jöns(DEU)	Bentley Team Abt(DEU)	Bentley Continental GT3	4	<b>1:55.911</b>	3.542	0.502	142.0	9:39:55
20	34 M.Edelhoff(DEU)(J)/M.Basseng(DEU)	Car Collection Motorsport(DEU)	Audi R8 LMS	10	<b>1:56.042</b>	3.673	0.131	141.9	9:51:23
21	13 R.Lips(CHE)(T)/S.Barth(DEU)	RWT - Racing team(DEU)	Corvette Z06.R GT3	10	<b>1:56.848</b>	4.479	0.806	140.9	9:50:54
22	7 J.Lee Pepper(ZAF)(J)/D.Abt(DEU)	Bentley Team Abt(DEU)	Bentley Continental GT3	4	<b>1:57.202</b>	4.833	0.354	140.4	9:39:34
23	22 C.Frankenhout(NLD)/M.Gassner(DEU)(J)	MRS GT-Racing(DEU)	Nissan GT-RNISMO GT3	6	<b>1:57.228</b>	4.859	0.026	140.4	9:42:23
24	9 A.Weishaupt(DEU)(T)/M.Holzer(DEU)	Bentley Team Abt(DEU)	Bentley Continental GT3	9	<b>1:58.506</b>	6.137	1.278	138.9	9:51:28
25	55 S.Feige(DEU)(T)/B.Schothorst(NLD)	Aust Motorsport(DEU)	Audi R8 LMS	9	<b>1:59.385</b>	7.016	0.879	137.9	9:49:33

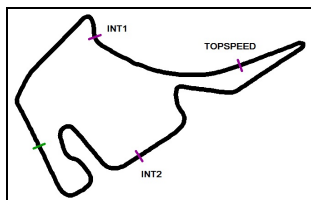
Following race director decision cancellation of the relevant lap time for car no. 9

**Subject to final scrutineering!**

Publications Time:

Clerk of the course:

Time Keeping:



# ADAC GT Masters

## Sector List Qualifying 1

Provisional



Hockenheimring, Length: 4574m

Air temperature: 15.69°C

Track temperature: 15.71°C

Weather condition: Wet

**DMSB** Reg. Nr.: 289/16

Saturday, October 01, 2016 9:30:00

Lap	Time	SE1	SP1	SE2	SP2	SE3	SP3	TSP	Lap	Time	SE1	SP1	SE2	SP2	SE3	SP3	TSP
<b>1</b>	<b>Asch, DEU / Ludwig, DEU</b>								<b>theoretical besttime: 1:54.069</b>								
1	4:00.171	2:12.875	125	1:02.291	130	45.005	187	185	6	<b>1:54.564</b>	25.838	146	<b>51.308</b>	<b>181</b>	37.418	189	245
2	1:57.249	26.563	145	53.165	178	37.521	191	243	7	1:54.845	<b>25.708</b>	<b>151</b>	51.844	178	37.293	189	246
3	1:55.223	26.053	141	52.048	179	37.122	191	243	8	1:59.292	25.735	145	51.842	180	41.715		246
4	1:55.033	26.112	144	51.811	180	<b>37.110</b>	189	243	9	2:29.009	58.411	146	52.261	174	38.337	192	<b>249</b>
5	1:54.622	25.777	148	51.792	180	<b>37.053</b>	188	246									

<b>5</b>	<b>Pommer, DEU / van Lagen, NLD</b>								<b>theoretical besttime: 1:53.793</b>								
1	2:30.705	54.023	139	55.045	172	41.637	186	233	6	1:54.385	<b>25.489</b>	<b>147</b>	51.769	180	37.127	191	250
2	1:57.504	26.406	147	53.271	174	37.827	188	250	7	2:00.290	25.882	150	51.452	177	42.956		251
3	1:55.541	25.663	<b>154</b>	51.864	<b>181</b>	38.014	<b>193</b>	<b>253</b>	8	3:03.542	1:27.454	138	53.718	170	42.370	193	247
4	2:00.005	25.598	145	52.605	180	41.802	191	249	9	<b>1:54.112</b>	25.808	145	<b>51.358</b>	<b>179</b>	<b>36.946</b>	<b>192</b>	250
5	1:54.841	25.732	152	51.919	180	37.190	190	251	10	1:54.137	25.509	143	51.556	180	37.072	191	251

<b>6</b>	<b>Snoeks, NLD / Erhart, DEU</b>								<b>theoretical besttime: 1:53.304</b>								
1	2:37.020	59.590	122	57.014	163	40.416	186	232	6	2:11.504	25.654	150	1:07.399	162	38.451	189	<b>251</b>
2	1:58.861	27.359	139	52.904	173	38.598	189	247	7	1:53.856	25.559	151	51.300	178	36.997	188	250
3	1:56.045	26.132	149	52.560	177	37.353	190	250	8	1:53.523	25.436	152	51.007	180	37.080	188	250
4	2:01.193	26.215	146	52.356	176	42.622	190	249	9	<b>1:53.502</b>	25.439	154	51.109	179	<b>36.954</b>	<b>187</b>	249
5	1:54.118	25.894	152	51.105	179	37.119	<b>191</b>	249	10	1:53.562	<b>25.412</b>	<b>151</b>	<b>50.938</b>	<b>178</b>	37.212	184	248

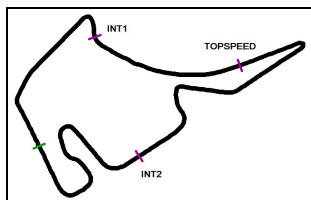
<b>7</b>	<b>Lee Pepper, ZAF / Abt, DEU</b>								<b>theoretical besttime: 1:56.501</b>								
1	3:38.791	2:00.819	117	58.147	174	39.825	188	182	6	3:32.318	1:42.110	112	1:04.197	133	46.011	174	160
2	1:59.729	27.067	134	53.641	<b>176</b>	39.021	190	249	7	2:11.812	28.865	121	1:00.555	165	42.392	186	210
3	1:58.034	26.478	139	53.003	175	38.553	<b>190</b>	250	8	2:04.241	28.296	127	55.462	171	40.483	188	251
4	<b>1:57.202</b>	26.452	139	52.440	175	<b>38.310</b>	190	250	9	2:05.064	27.948	129	55.712	166	41.404	180	253
5	2:01.932	<b>26.063</b>	<b>144</b>	<b>52.128</b>	176	43.741	<b>253</b>										

<b>8</b>	<b>Hamprecht, DEU / Jöns, DEU</b>								<b>theoretical besttime: 1:55.628</b>								
1	4:03.177	2:23.294	123	55.995	163	43.888	188	244	6	3:22.763	1:35.375	106	1:02.758	161	44.630	181	221
2	1:59.153	26.528	133	53.793	173	38.832	190	250	7	2:06.978	28.668	119	56.673	169	41.637	188	251
3	1:56.732	26.445	<b>140</b>	52.619	178	37.668	188	252	8	2:04.525	27.950	130	55.866	167	40.709	186	251
4	<b>1:55.911</b>	26.212	137	52.209	177	<b>37.490</b>	<b>191</b>	251	9	2:03.638	28.264	127	55.129	172	40.245	190	<b>254</b>
5	2:00.329	<b>26.112</b>	140	<b>52.026</b>	<b>180</b>	42.191	254										

<b>9</b>	<b>Weishaupt, DEU / Holzer, DEU</b>								<b>theoretical besttime: 1:58.225</b>								
1	3:25.723	1:40.873	116	1:03.297	163	41.553	185	151	5	1:59.122	27.097	136	<b>52.948</b>	<b>176</b>	39.077	188	254
2	2:02.171	27.901	128	55.015	170	39.255	187	248	6	1:59.496	26.713	127	53.756	172	39.027	190	253
3	<del>2:01.474</del>	<del>27.525</del>	<del>132</del>	<del>54.807</del>	<del>170</del>	<del>39.142</del>	<del>188</del>	<del>247</del>	7	2:03.072	28.719	114	55.108	169	39.245	191	220
3	2:00.155	26.892	127	54.403	170	38.860	187	250	8	1:58.566	<b>26.568</b>	<b>131</b>	53.127	177	38.871	193	<b>255</b>
4	1:59.831	27.512	130	53.537	174	38.782	190	251	9	<b>1:58.506</b>	26.578	130	53.219	171	<b>38.709</b>	<b>191</b>	254

<b>13</b>	<b>Lips, CHE / Barth, DEU</b>								<b>theoretical besttime: 1:56.748</b>								
1	2:22.769	41.890	112	59.370	171	41.509	187	193	6	2:39.710	26.627	139	1:32.004	163	41.079	194	253
2	2:01.464	27.433	131	54.255	172	39.776	193	252	7	2:00.287	26.968	123	53.449	177	39.870	195	250
3	1:59.313	26.833	131	53.683	175	38.797	192	252	8	1:57.720	26.155	141	52.817	174	38.748	195	254
4	2:01.092	26.749	135	53.787	176	40.556	190	252	9	1:57.019	26.269	141	<b>52.549</b>	<b>180</b>	38.201	195	254
5	1:57.646	26.554	140	52.835	179	38.257	194	<b>254</b>	10	<b>1:56.848</b>	<b>26.055</b>	<b>140</b>	52.649	180	<b>38.144</b>	<b>192</b>	253

<b>17</b>	<b>Jahn, DEU / Estre, FRA</b>								<b>theoretical besttime: 1:52.354</b>								
1	2:52.433	1:11.119	107	59.332	130	41.982	193	218	6	1:57.955	25.669	154	54.050	155	38.236	198	256
2	1:57.349	26.343	135	52.698	181	38.308	195	252	7	1:53.232	25.414	151	50.751	182	37.067	199	255
3	1:55.476	25.937	149	51.715	180	37.824	198	255	8	1:52.913	25.332	155	50.613	183	36.968	198	256
4	1:54.518	25.672	151	51.283	181	37.563	198	255	9	<b>1:52.450</b>	25.330	154	<b>50.278</b>	<b>181</b>	<b>36.842</b>	<b>198</b>	256
5	1:54.119	25.591	152	50.980	181	37.548	196	<b>257</b>	10	1:52.923	<b>25.234</b>	<b>154</b>	50.453	182	37.236	198	257



# ADAC GT Masters

## Sector List Qualifying 1

Provisional



Hockenheimring, Length: 4574m

Air temperature: 15.69°C

Track temperature: 15.71°C

Weather condition: Wet

**DMSB** Reg. Nr.: 289/16

Saturday, October 01, 2016 9:30:00

Lap	Time	SE1	SP1	SE2	SP2	SE3	SP3	TSP	Lap	Time	SE1	SP1	SE2	SP2	SE3	SP3	TSP
<b>20</b>	Krohn, FIN / Tomczyk, DEU								<b>theoretical besttime: 1:55.166</b>								
1	2:58.686	1:22.147	126	56.912	169	39.627	186	241	6	2:00.562	26.002	148	52.044	176	42.516		252
2	1:58.217	26.848	144	53.354	175	38.015	188	248	7	3:18.570	1:48.161	130	52.942	175	37.467	192	246
3	1:55.921	26.198	149	52.121	176	37.602	189	251	8	1:55.584	26.109	144	52.166	176	<b>37.309</b>	<b>187</b>	249
4	1:56.128	26.091	<b>149</b>	52.117	176	37.920	190	251	9	1:55.650	<b>25.893</b>	<b>149</b>	52.393	175	37.364	190	251
5	1:55.468	25.965	147	52.026	<b>176</b>	37.477	190	<b>252</b>	10	<b>1:55.363</b>	25.999	146	<b>51.964</b>	<b>176</b>	37.400	192	249

<b>21</b>	Sylvest, DNK / Rogivue, CHE								<b>theoretical besttime: 1:53.142</b>								
1	4:51.953	3:18.344	117	54.859	171	38.750	187	235	6	1:54.188	25.602	151	51.422	180	37.164	191	<b>246</b>
2	1:56.854	26.352	139	52.872	180	37.630	191	243	7	1:58.935	25.617	145	51.849	179	41.469		245
3	1:55.215	25.669	140	51.818	<b>180</b>	37.728	191	244	8	2:47.057	1:15.951	146	51.746	180	39.360	191	240
4	1:55.059	25.796	140	51.819	179	37.444	191	244	9	<b>1:53.142</b>	<b>25.225</b>	<b>146</b>	<b>51.164</b>	<b>180</b>	<b>36.753</b>	<b>191</b>	246
5	1:55.305	25.666	149	51.674	180	37.965	<b>192</b>	245									

<b>22</b>	Frankenhout, NLD / Gassner, DEU								<b>theoretical besttime: 1:56.606</b>								
1	2:32.155	48.971	121	59.315	170	43.869	189	180	6	<b>1:57.228</b>	<b>26.093</b>	<b>150</b>	52.886	178	<b>38.249</b>	<b>195</b>	<b>254</b>
2	2:00.120	27.509	142	53.591	174	39.020	194	252	7	2:01.736	26.205	148	<b>52.264</b>	<b>175</b>	43.267		253
3	1:59.029	26.841	145	53.373	172	38.815	193	251	8	3:26.966	1:40.844	107	1:01.984	149	44.138	182	231
4	1:57.421	26.287	146	52.569	175	38.565	192	251	9	2:15.209	30.639	123	59.207	154	45.363	161	218
5	1:57.375	26.366	149	52.333	<b>178</b>	38.676	<b>196</b>	253									

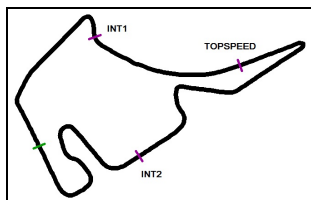
<b>28</b>	Haase, DEU / Ortelli, MCO								<b>theoretical besttime: 1:52.541</b>								
1	2:13.583	39.553	132	55.421	170	38.609	189	243	7	1:53.584	25.758	147	51.493	176	<b>36.333</b>	<b>191</b>	250
2	1:58.163	26.605	140	53.759	171	37.799	190	247	8	1:52.777	25.429	150	50.987	178	36.361	191	250
3	1:56.147	26.311	141	52.379	176	37.457	191	250	9	1:53.199	25.401	150	51.198	177	36.600	190	250
4	1:55.011	26.022	143	51.745	178	37.244	189	250	10	2:00.319	25.390	149	53.045	131	41.884	191	251
5	1:54.272	25.737	149	51.665	175	36.870	191	<b>252</b>	11	<b>1:52.570</b>	<b>25.317</b>	<b>150</b>	<b>50.891</b>	<b>175</b>	36.362	191	250
6	2:04.972	25.391	149	58.153	166	41.428	<b>191</b>	252									

<b>29</b>	De Phillippi, USA / Mies, DEU								<b>theoretical besttime: 1:52.037</b>								
1	2:21.118	43.223	126	54.658	172	43.237	185	243	7	2:07.566	25.260	149	50.687	180	51.619	192	252
2	1:55.805	26.169	139	52.147	178	37.489	189	248	8	1:52.707	<b>25.005</b>	<b>145</b>	51.018	180	36.684	193	251
3	1:56.251	26.476	132	51.884	178	37.891	190	247	9	1:53.912	25.330	148	51.072	180	37.510	189	251
4	1:54.082	25.574	148	51.597	179	36.911	191	250	10	<b>1:52.369</b>	25.261	150	<b>50.620</b>	<b>181</b>	36.488	191	252
5	1:53.134	25.567	148	50.870	180	36.697	193	250	11	1:52.529	25.358	154	50.759	179	<b>36.412</b>	<b>191</b>	<b>255</b>
6	1:56.777	25.173	151	50.982	180	40.622	193	252									

<b>31</b>	Hackländer, DEU / Mauron, SUI								<b>theoretical besttime: 1:55.408</b>								
1	2:17.453	40.568	119	56.233	163	40.652	190	241	7	1:58.843	26.079	135	54.201	179	38.563	194	242
2	1:59.165	26.710	139	53.052	177	39.403	193	247	8	1:55.919	25.937	142	52.320	180	37.662	194	249
3	2:00.642	27.663	114	54.383	176	38.596	193	244	9	1:57.076	26.688	139	52.132	179	38.256	192	249
4	1:56.652	25.896	144	52.520	179	38.236	192	248	10	1:55.526	<b>25.775</b>	<b>142</b>	52.126	179	37.625	194	<b>250</b>
5	2:01.325	28.555	134	54.670	178	38.100	193	209	11	<b>1:55.409</b>	25.776	146	<b>52.090</b>	<b>178</b>	<b>37.543</b>	<b>195</b>	249
6	1:56.355	26.096	143	52.449	180	37.810	193	248									

<b>32</b>	Spengler, DEU / Zonzini, SMR								<b>theoretical besttime: 1:53.776</b>								
1	3:45.462	2:05.632	115	55.923	172	43.907	190	222	6	1:55.151	25.682	142	51.907	177	37.562	193	252
2	1:58.693	26.407	131	53.520	171	38.766	193	248	7	1:54.934	25.825	145	51.745	176	<b>37.364</b>	<b>191</b>	<b>253</b>
3	1:56.949	26.245	140	52.750	173	37.954	190	251	8	1:56.454	25.718	139	52.340	172	38.396	194	253
4	1:56.240	26.096	138	52.246	<b>178</b>	37.898	192	251	9	<b>1:53.877</b>	<b>25.564</b>	<b>146</b>	<b>50.848</b>	<b>176</b>	37.465	191	251
5	2:06.369	30.540	124	58.206	174	37.623	192	205	10	2:00.338	26.004	144	51.350	176	42.984		251

<b>34</b>	Edelhoff, DEU / Basseng, DEU								<b>theoretical besttime: 1:55.614</b>								
1	3:33.418	1:45.266	112	1:03.872	137	44.280	185	165	6	1:57.537	26.409	142	53.011	172	38.117	187	247
2	2:03.466	28.328	127	55.259	169	39.879	186	243	7	1:56.565	26.254	140	52.552	176	37.759	189	247
3	2:01.628	26.928	129	55.551	174	39.149	188	244	8	1:59.218	27.078	136	54.091	176	38.049	188	246
4	1:58.182	26.646	137	53.272	175	38.264	188	246	9	1:58.591	<b>25.646</b>	<b>137</b>	55.086	175	37.859	189	<b>250</b>
5	1:58.025	26.777	133	53.307	175	37.941	187	246	10	<b>1:56.042</b>	26.074	141	<b>52.392</b>	<b>176</b>	<b>37.576</b>	<b>189</b>	248



# ADAC GT Masters

## Sector List Qualifying 1

Provisional



Hockenheimring, Length: 4574m

Air temperature: 15.69°C

Track temperature: 15.71°C

Weather condition: Wet

**DMSB** Reg. Nr.: 289/16

Saturday, October 01, 2016 9:30:00

Lap	Time	SE1	SP1	SE2	SP2	SE3	SP3	TSP	Lap	Time	SE1	SP1	SE2	SP2	SE3	SP3	TSP
<b>36</b>	Dienst, DEU / Zanella, CHE								<b>theoretical besttime: 1:52.940</b>								
1	3:32.289	1:51.991	117	1:00.161	177	40.137	193	172	6	1:53.696	25.444	152	51.286	182	36.966	195	252
2	1:57.441	26.685	144	52.779	179	37.977	195	251	7	1:53.735	25.570	148	51.136	183	37.029	195	254
3	1:55.380	26.081	144	52.115	180	37.184	194	252	8	1:53.338	25.434	153	51.045	183	36.859	195	<b>254</b>
4	1:54.627	25.599	151	51.399	183	37.629	191	253	9	1:53.115	<b>25.306</b>	<b>150</b>	51.011	183	36.798	197	251
5	1:53.733	25.608	151	51.239	<b>183</b>	36.886	195	252	10	<b>1:52.947</b>	25.313	155	<b>50.914</b>	<b>182</b>	<b>36.720</b>	<b>197</b>	252

<b>44</b>	Ahlin-Kottulinsky, SWE / Kaffer, DEU								<b>theoretical besttime: 1:55.133</b>								
1	3:51.582	2:05.151	107	1:03.852	169	42.579	162	174	6	1:57.549	26.011	144	53.206	175	38.332	188	247
2	2:02.358	28.601	127	54.600	174	39.157	187	213	7	1:56.505	26.271	130	52.370	177	37.864	190	246
3	1:58.071	26.205	135	53.321	170	38.545	188	244	8	1:55.983	26.033	142	52.246	177	37.704	190	<b>248</b>
4	2:00.160	26.432	137	55.146	175	38.582	188	238	9	<b>1:55.133</b>	<b>25.778</b>	<b>138</b>	<b>51.929</b>	<b>177</b>	<b>37.426</b>	<b>189</b>	247
5	1:57.465	26.284	143	52.698	173	38.483	187	248	10	2:06.895	26.217	134	53.026	172	47.652		247

<b>50</b>	Geipel, DEU / Frey, CHE								<b>theoretical besttime: 1:53.305</b>								
1	2:26.099	46.202	128	57.525	174	42.372	189	214	7	1:54.711	25.600	154	51.365	180	37.746	191	250
2	1:56.587	26.254	147	52.561	179	37.772	191	250	8	1:54.887	25.598	154	51.607	180	37.682	191	250
3	1:55.524	26.068	153	52.142	179	37.314	191	250	9	1:53.783	25.622	150	51.267	180	36.894	192	249
4	1:59.400	25.820	149	52.464	164	41.116	191	250	10	<b>1:53.305</b>	<b>25.476</b>	<b>153</b>	<b>51.098</b>	<b>180</b>	<b>36.731</b>	<b>191</b>	250
5	1:54.857	25.765	147	52.007	177	37.085	190	247	11	1:54.507	25.562	154	51.925	179	37.020	190	<b>251</b>
6	1:53.940	25.734	153	51.283	179	36.923	190	249									

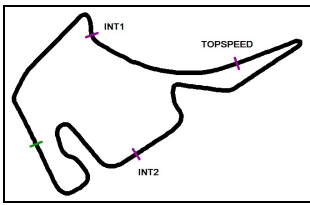
<b>55</b>	Feige, DEU / Schothorst, NLD								<b>theoretical besttime: 1:59.126</b>								
1	3:05.929	1:18.453	111	1:02.696	164	44.780	181	204	6	2:02.042	27.341	132	54.367	167	40.334	185	245
2	2:07.599	29.858	126	56.621	171	41.120	183	236	7	2:01.947	26.820	132	55.285	171	39.842	184	247
3	2:04.107	27.781	124	55.645	170	40.681	185	244	8	2:06.050	30.447	133	55.375	173	40.228	183	210
4	2:02.679	27.621	132	54.750	168	40.308	187	245	9	<b>1:59.385</b>	26.996	132	<b>53.214</b>	<b>174</b>	<b>39.175</b>	<b>186</b>	249
5	2:03.435	28.240	122	54.925	<b>174</b>	40.270	185	246	10	2:00.825	<b>26.737</b>	<b>134</b>	54.346	156	39.742	187	<b>250</b>

<b>63</b>	Ineichen, CHE / Engelhart, DEU								<b>theoretical besttime: 1:53.625</b>								
1	4:09.130	2:15.895	136	1:05.945	92	47.290	188	131	6	1:54.847	25.831	146	51.959	176	37.057	192	254
2	1:57.558	26.734	143	53.087	168	37.737	<b>193</b>	254	7	2:06.532	27.057	125	1:01.691	174	37.784	192	163
3	1:55.594	26.269	140	52.026	177	37.299	193	254	8	2:02.443	25.636	144	56.360	175	40.447	192	253
4	<b>1:54.178</b>	25.796	143	51.337	<b>181</b>	<b>37.045</b>	192	255	9		<b>25.424</b>	<b>147</b>	<b>51.156</b>	<b>178</b>			254
5	1:57.665	25.588	<b>147</b>	51.864	175	40.213	191	<b>257</b>									

<b>66</b>	Lindholm, DEU / Gies, DEU								<b>theoretical besttime: 1:54.060</b>								
1	3:07.554	1:29.550	128	58.517	175	39.487	188	175	6	1:55.602	25.704	150	52.045	177	37.853	192	248
2	1:58.530	27.261	146	53.268	177	38.001	191	246	7	1:54.837	25.708	147	51.893	179	37.236	191	248
3	1:55.888	26.117	146	52.062	177	37.709	191	248	8	<b>1:54.258</b>	25.723	152	<b>51.263</b>	<b>180</b>	37.272	189	<b>249</b>
4	1:55.667	25.929	141	52.104	178	37.634	189	247	9	1:54.373	<b>25.648</b>	<b>145</b>	51.576	180	<b>37.149</b>	<b>191</b>	247
5	1:55.961	26.137	148	52.093	179	37.731	189	247	10	1:54.535	25.656	153	51.497	178	37.382	191	249

<b>69</b>	Assenheimer, DEU / Schwager, DEU								<b>theoretical besttime: 1:54.459</b>								
1	2:15.627	37.672	112	57.868	170	40.087	189	228	6	1:55.634	25.759	137	52.182	180	37.693	194	251
2	1:59.568	26.989	130	53.728	177	38.851	184	249	7	2:00.955	26.050	133	52.406	176	42.499		251
3	1:59.032	26.729	125	53.084	175	39.219	191	251	8	2:48.992	1:19.587	132	52.113	176	37.292	193	249
4	1:56.913	26.264	129	52.557	177	38.092	186	<b>252</b>	9	1:55.655	<b>25.567</b>	<b>130</b>	52.927	180	<b>37.161</b>	<b>196</b>	245
5	1:56.850	25.829	130	53.298	180	37.723	193	247	10	<b>1:55.031</b>	26.061	143	<b>51.731</b>	<b>183</b>	37.239	196	252

<b>77</b>	Gounon, FRA / Keilwitz, DEU								<b>theoretical besttime: 1:54.313</b>								
1	2:06.579	31.855	134	55.880	177	38.844	195	209	6	1:59.513	25.656	151	51.726	180	42.131		247
2	1:57.967	26.202	148	52.899	175	38.866	192	250	7	3:23.870	1:41.750	143	54.222	158	47.898	197	251
3	1:55.378	25.949	146	51.615	180	37.814	<b>197</b>	<b>255</b>	8	1:55.126	25.857	151	52.037	180	<b>37.232</b>	<b>195</b>	247
4	1:55.156	25.817	147	51.638	179	37.701	194	251	9	1:54.744	25.673	148	51.668	181	37.403	196	246
5	1:55.268	25.809	150	51.975	<b>181</b>	37.484	194	247	10	<b>1:54.427</b>	<b>25.622</b>	<b>148</b>	<b>51.459</b>	<b>180</b>	37.346	193	254



# ADAC GT Masters

## Sector List Qualifying 1

Provisional



Hockenheimring, Length: 4574m

Air temperature: 15.69°C

Track temperature: 15.71°C

Weather condition: Wet

**DMSB** Reg. Nr.: 289/16

Saturday, October 01, 2016 9:30:00

Lap	Time	SE1	SP1	SE2	SP2	SE3	SP3	TSP	Lap	Time	SE1	SP1	SE2	SP2	SE3	SP3	TSP
<b>99</b> Renauer, DEU / Ragginger, AUT									<b>theoretical besttime: 1:52.635</b>								
1	2:48.128	1:10.903	112	57.195	167	40.030	191	232	6	1:54.484	25.446	150	51.373	179	37.665	193	255
2	1:58.874	26.757	143	52.715	178	39.402	192	252	7	1:53.321	25.349	152	51.014	180	36.958	194	255
3	1:55.988	26.217	146	51.832	178	37.939	193	254	8	<b>1:52.708</b>	<b>25.308</b>	<b>151</b>	50.784	183	<b>36.616</b>	<b>197</b>	254
4	1:55.200	25.794	150	51.456	177	37.950	194	254	9	1:52.717	25.382	151	<b>50.711</b>	<b>181</b>	36.624	196	254
5	1:55.051	25.595	150	52.123	177	37.333	195	255	10	1:55.614	25.350	151	50.904	182	39.360	195	<b>256</b>