



# ADAC GT Masters

## Result List Free Practice Trophy



Provisional

Hockenheimring, Length: 4574m

Air temperature: 21.66°C

Track temperature: 22.62°C

Weather condition: Dry

**DMSB** Reg. Nr.: 289/16

Friday, September 30, 2016 12:20:00

started : 16      classified : 16      not classified : 0

	Drivers	Team	Car	Lap	Best Time	Gap	Diff	Kph	Day Time
1	8 F.Hamprecht(DEU)(J)/C.Jöns(DEU)	Bentley Team Abt(DEU)	Bentley Continental GT3	10	<b>1:40.616</b>			163.6	12:56:01
2	69 P.Assenheimer(DEU)(J)/D.Schwager(DEU)	Callaway Competition(DEU)	Corvette C7 GT3	9	<b>1:40.693</b>	0.077	0.077	163.5	12:57:39
3	29 C.De Phillippi(USA)(J)/C.Mies(DEU)	MontaplastbyLand-Motorsport(DEU)	Audi R8 LMS	5	<b>1:40.758</b>	0.142	0.065	163.4	12:45:52
4	22 C.Frankenhout(NLD)/M.Gassner(DEU)(J)	MRS GT-Racing(DEU)	Nissan GT-RNISMOGT3	5	<b>1:40.919</b>	0.303	0.161	163.1	12:44:18
5	63 R.Ineichen(CHE)(T)/C.Engelhart(DEU)	GRT Grasser-Racing-Team(AUT)	LamborghiniHuracanGT3	10	<b>1:41.007</b>	0.391	0.088	163.0	12:53:14
6	7 J.Lee Pepper(ZAF)(J)/D.Abt(DEU)	Bentley Team Abt(DEU)	Bentley Continental GT3	12	<b>1:41.241</b>	0.625	0.234	162.6	12:59:15
7	77 J.Gounon(FRA)(J)/D.Keilwitz(DEU)	Callaway Competition(DEU)	Corvette C7 GT3	5	<b>1:41.457</b>	0.841	0.216	162.2	12:43:50
8	31 M.Hackländer(DEU)/L.Mauron(SUI)(J)	Callaway Competition(DEU)	Corvette C7 GT3	9	<b>1:41.513</b>	0.897	0.056	162.2	12:52:20
9	21 N.Sylvest(DNK)(J)/N.Rogivue(CHE)(J)	AMG - Team Zakspeed(DEU)	Mercedes-AMG GT3	6	<b>1:41.941</b>	1.325	0.428	161.5	12:50:40
10	32 F.Spengler(DEU)/E.Zonzini(SMR)(J)	Bonaldi Motorsport S.r.L.(ITA)	LamborghiniHuracanGT3	11	<b>1:41.974</b>	1.358	0.033	161.4	12:58:38
11	13 R.Lips(CHE)(T)/S.Barth(DEU)	RWT - Racing team(DEU)	Corvette Z06.R GT3	11	<b>1:42.184</b>	1.568	0.210	161.1	12:56:24
12	36 M.Dienst(DEU)(J)/C.Zanella(CHE)	bigFMRacingTeamSchützMotorsport(I)	Porsche 911 GT3 R	4	<b>1:42.237</b>	1.621	0.053	161.0	12:44:59
13	9 A.Weishaupt(DEU)(T)/M.Holzer(DEU)	Bentley Team Abt(DEU)	Bentley Continental GT3	10	<b>1:42.405</b>	1.789	0.168	160.7	12:58:31
14	44 M.Ahlin-Kottulinsky(SWE)(J)/P.Kaffer(DEU)	Aust Motorsport(DEU)	Audi R8 LMS	9	<b>1:42.717</b>	2.101	0.312	160.3	12:54:25
15	34 M.Edelhoff(DEU)(J)/M.Basseng(DEU)	Car Collection Motorsport(DEU)	Audi R8 LMS	10	<b>1:42.781</b>	2.165	0.064	160.2	12:59:13
16	55 S.Feige(DEU)(T)/B.Schothorst(NLD)	Aust Motorsport(DEU)	Audi R8 LMS	7	<b>1:47.158</b>	6.542	4.377	153.6	12:51:24

Subject to final scrutineering!

Publications Time:

Clerk of the course:

Time Keeping:

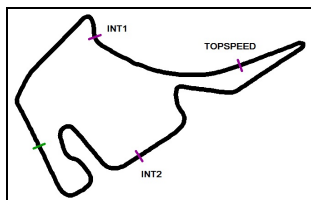
CERTINA Timing

ver: 1.0

[www.adac.de/motorsport](http://www.adac.de/motorsport)

Page 1/ 1 printed: 30.9.2016 13:03

**CERTINA**  
S W I S S W A T C H E S



# ADAC GT Masters

## Sector List Free Practice Trophy



Provisional

**DMSB** Reg. Nr.: 289/16

Hockenheimring, Length: 4574m

Air temperature: 21.66°C

Track temperature: 22.62°C

Weather condition: Dry

Friday, September 30, 2016 12:20:00

Lap	Time	SE1	SP1	SE2	SP2	SE3	SP3	TSP	Lap	Time	SE1	SP1	SE2	SP2	SE3	SP3	TSP
<b>7 Lee Pepper, ZAF / Abt, DEU</b>									<b>theoretical besttime: 1:41.166</b>								
1	4:48.432	3:18.359	128	56.421	183	33.652	199	175	7	1:47.323	22.330	159	47.455	188	37.538	202	262
2	1:42.566	22.919	156	47.177	189	32.470	203	259	8	4:04.110	2:42.127	156	48.422	191	33.561	202	243
3	1:42.425	22.639	152	47.311	189	32.475	198	260	9	1:41.388	22.296	159	46.862	192	32.230	202	260
4	1:41.656	22.504	159	46.972	<b>192</b>	<b>32.180</b>	<b>200</b>	<b>262</b>	10	1:53.971	22.358	159	50.734	154	40.879	202	260
5	1:48.229	22.582	158	50.159	162	35.488	202	262	11	1:41.515	<b>22.295</b>	<b>157</b>	46.964	191	32.256	202	261
6	1:41.585	22.300	159	47.001	190	32.284	199	262	12	<b>1:41.241</b>	22.345	158	<b>46.691</b>	<b>192</b>	32.205	203	262

<b>8 Hamprecht, DEU / Jöns, DEU</b>									<b>theoretical besttime: 1:40.332</b>								
1	5:22.611	3:50.544	127	52.704	184	39.363	201	221	7	4:02.766	2:43.338	153	46.896	192	32.532	202	263
2	1:42.239	23.058	154	46.761	188	32.420	202	263	8	1:41.025	22.516	158	46.423	192	32.086	204	264
3	1:41.819	22.607	158	46.941	191	32.271	202	266	9	1:40.679	22.353	160	<b>46.109</b>	<b>193</b>	32.217	201	<b>266</b>
4	1:41.120	22.637	158	46.527	192	<b>31.956</b>	203	263	10	<b>1:40.616</b>	22.273	159	46.296	194	32.047	204	266
5	1:40.622	22.316	160	46.329	192	31.977	204	264	11	1:40.970	22.380	158	46.397	190	32.193	203	266
6	1:47.292	22.371	153	47.596	189	37.325	204	264	12	1:40.851	<b>22.267</b>	<b>160</b>	46.329	192	32.255	202	266

<b>9 Weishaupt, DEU / Holzer, DEU</b>									<b>theoretical besttime: 1:42.405</b>								
1	8:19.945	6:54.293	118	51.577	183	34.075	201	203	6	1:50.535	23.323	149	47.381	189	39.831	204	264
2	1:43.472	22.881	151	47.278	188	33.313	200	262	7	3:18.511	1:57.478	150	47.501	188	33.532	200	264
3	1:43.597	22.803	149	47.180	188	33.614	201	262	8	1:43.066	22.789	157	47.066	191	33.211	202	264
4	1:43.282	22.730	<b>157</b>	47.165	187	33.387	200	<b>264</b>	9	1:42.876	22.786	156	46.993	190	33.097	202	264
5	1:43.399	22.976	150	47.111	189	33.312	200	264	10	<b>1:42.405</b>	<b>22.620</b>	<b>156</b>	<b>46.813</b>	<b>188</b>	<b>32.972</b>	<b>201</b>	264

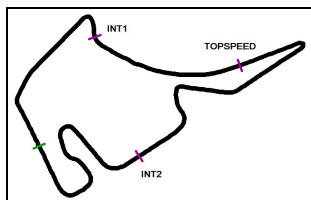
<b>13 Lips, CHE / Barth, DEU</b>									<b>theoretical besttime: 1:42.069</b>								
1	5:16.213	3:43.073	111	55.902	179	37.238	196	219	7	1:42.755	22.808	164	46.856	190	33.091	202	265
2	1:46.393	24.529	155	48.124	188	33.740	202	263	8	1:48.986	22.755	162	46.767	189	39.464	204	264
3	1:43.550	23.054	162	47.252	190	33.244	201	266	9	2:30.824	1:10.209	157	47.227	190	33.388	203	264
4	1:45.289	23.484	161	48.428	190	33.377	199	248	10	1:43.014	22.800	164	46.776	190	33.438	203	264
5	1:42.737	22.848	160	46.755	<b>191</b>	33.134	202	265	11	<b>1:42.184</b>	22.769	163	<b>46.490</b>	<b>190</b>	<b>32.925</b>	<b>202</b>	266
6	1:42.358	<b>22.654</b>	164	46.732	190	32.972	201	265	12	1:43.945	22.806	163	46.805	189	34.334	201	<b>266</b>

<b>21 Sylvest, DNK / Rogivue, CHE</b>									<b>theoretical besttime: 1:41.678</b>								
1	6:05.415	4:26.594	128	1:00.679	133	38.142	193	157	6	<b>1:41.941</b>	22.553	157	46.892	190	32.496	197	256
2	2:00.985	27.202	125	57.682	180	36.101	163	179	7	1:46.466	22.909	160	<b>46.839</b>	<b>190</b>	36.718	201	<b>257</b>
3	2:00.244	26.650	158	52.842	144	40.752	201	241	8	3:51.166	2:31.627	159	46.888	189	32.651	199	257
4	4:08.360	2:47.209	157	48.042	189	33.109	197	249	9	1:41.985	22.707	157	46.945	189	<b>32.333</b>	<b>199</b>	255
5	1:42.634	22.862	156	47.298	188	32.474	198	254	10	1:42.046	<b>22.506</b>	<b>156</b>	47.179	191	32.361	198	255

<b>22 Frankenhou, NLD / Gassner, DEU</b>									<b>theoretical besttime: 1:40.854</b>								
1	4:26.123	2:55.761	124	54.202	172	36.160	199	229	6	1:41.184	22.339	159	46.376	193	32.469	204	264
2	1:48.412	23.338	152	48.203	189	36.871	203	258	7	1:41.464	<b>22.272</b>	<b>161</b>	46.403	192	32.789	201	264
3	1:41.419	22.432	161	46.447	192	32.540	204	264	8	1:46.274	22.358	161	46.462	192	37.454	204	<b>266</b>
4	1:41.432	22.570	160	46.370	192	32.492	<b>204</b>	264	9	7:27.736	6:07.306	155	47.346	190	33.084	203	260
5	<b>1:40.919</b>	22.337	161	<b>46.202</b>	<b>193</b>	<b>32.380</b>	204	265	10	1:41.388	22.431	162	46.379	192	32.578	203	264

<b>29 De Phillippi, USA / Mies, DEU</b>									<b>theoretical besttime: 1:40.518</b>								
1	6:00.120	4:30.375	120	55.904	172	33.841	196	174	7	1:41.018	22.514	156	46.525	190	31.979	199	258
2	1:49.078	22.798	156	51.489	128	34.791	196	257	8	1:44.951	22.216	157	<b>46.465</b>	<b>189</b>	36.270	201	257
3	1:41.326	22.405	155	46.727	189	32.194	199	256	9	3:31.219	2:07.551	156	46.640	188	37.028	199	257
4	1:40.849	22.300	157	46.479	190	32.070	196	258	10	1:41.190	22.495	156	46.575	190	32.120	200	258
5	<b>1:40.758</b>	22.220	156	46.652	190	<b>31.886</b>	198	257	11	1:40.767	<b>22.167</b>	<b>157</b>	46.564	189	32.036	199	258
6	1:40.808	22.203	155	46.603	<b>190</b>	32.002	197	257	12	1:45.309	22.309	156	46.512	189	36.488	201	<b>259</b>

<b>31 Hackländer, DEU / Mauron, SUI</b>									<b>theoretical besttime: 1:41.100</b>								
1	3:59.984	2:29.919	129	55.079	184	34.986	199	178	8	3:13.860	1:53.094	145	47.879	188	32.887	201	257
2	1:46.429	24.020	158	47.155	188	35.254	203	259	9	<b>1:41.513</b>	22.614	161	46.422	190	32.477	203	260
3	1:43.921	23.178	148	47.357	188	33.386	202	260	10	1:41.547	<b>22.458</b>	<b>161</b>	46.557	190	32.532	200	260
4	1:42.187	22.503	161	46.561	<b>191</b>	33.123	202	261	11	1:41.533	22.609	159	46.613	190	32.311	201	259
5	1:41.612	22.556	162	<b>46.395</b>	191	32.661	201	<b>262</b>	12	1:42.514	23.006	163	46.890	189	32.618	202	259



# ADAC GT Masters

## Sector List Free Practice Trophy



Provisional

**DMSB** Reg. Nr.: 289/16

Hockenheimring, Length: 4574m

Air temperature: 21.66°C

Track temperature: 22.62°C

Weather condition: Dry

Friday, September 30, 2016 12:20:00

Lap	Time	SE1	SP1	SE2	SP2	SE3	SP3	TSP	Lap	Time	SE1	SP1	SE2	SP2	SE3	SP3	TSP
6	1:41.867	22.565	161	46.500	190	32.802	<b>203</b>	261	13	1:41.534	22.584	162	46.703	189	<b>32.247</b>	<b>202</b>	260
7	1:48.187	22.555	160	46.792	191	38.840		261									

### 32 Spengler, DEU / Zonzini, SMR

theoretical besttime: 1:41.591

1	3:52.179	2:19.133	120	57.860	177	35.186	194	155	7	1:47.166	22.767	154	47.005	189	37.394		261
2	1:44.282	23.833	148	47.551	186	32.898	196	254	8	6:16.565	4:56.896	155	47.002	186	32.667	199	255
3	1:42.609	22.750	153	46.929	183	32.930	199	259	9	1:41.978	22.515	155	46.844	188	32.619	197	255
4	1:44.302	23.735	155	<b>46.771</b>	188	33.796	198	<b>262</b>	10	1:42.065	<b>22.443</b>	<b>156</b>	46.952	189	32.670	199	257
5	1:42.581	22.745	<b>157</b>	47.023	185	32.813	198	260	11	<b>1:41.974</b>	22.625	156	46.972	186	<b>32.377</b>	<b>201</b>	258
6	1:42.212	22.629	155	46.895	188	32.688	199	260									

### 34 Edelhoff, DEU / Basseng, DEU

theoretical besttime: 1:42.573

1	8:54.145	7:22.608	125	55.702	176	35.835	192	208	6	1:48.697	22.816	156	47.558	185	38.323		255
2	1:46.361	24.022	155	48.498	183	33.841	192	256	7	3:23.648	2:03.505	157	<b>47.107</b>	<b>185</b>	33.036	196	256
3	1:45.448	23.487	155	48.183	181	33.778	194	256	8	1:43.034	22.743	157	47.238	185	33.053	195	256
4	1:43.097	23.151	156	47.143	186	32.803	195	256	9	1:42.947	22.883	156	47.151	186	32.913	196	257
5	1:42.818	22.870	155	47.151	<b>186</b>	<b>32.797</b>	195	256	10	<b>1:42.781</b>	<b>22.669</b>	<b>157</b>	47.220	186	32.892	195	<b>257</b>

### 36 Dienst, DEU / Zanella, CHE

theoretical besttime: 1:42.060

1	6:49.780	5:20.324	123	54.694	171	34.762	198	226	6	2:41.092	1:21.175	156	47.315	189	<b>32.602</b>	<b>200</b>	254
2	1:44.004	23.240	151	47.481	187	33.283	198	255	7	1:42.390	22.719	158	47.006	189	32.665	199	255
3	1:43.109	23.145	154	47.120	<b>189</b>	32.844	<b>201</b>	257	8	1:47.512	<b>22.572</b>	<b>159</b>	47.034	187	37.906		<b>258</b>
4	<b>1:42.237</b>	22.677	158	<b>46.886</b>	189	32.674	197	257	9	2:50.785	1:22.450	155	47.592	189	40.743		255
5	1:48.378	22.929	157	47.382	186	38.067		256									

### 44 Ahlin-Kottulinsky, SWE / Kaffer, DEU

theoretical besttime: 1:42.492

1	5:47.178	4:25.047	156	47.314	188	34.817	196	254	7	1:50.203	22.794	154	47.450	187	39.959		256
2	1:45.767	23.881	123	49.083	185	32.803	197	249	8	3:25.267	2:05.242	156	47.358	187	<b>32.667</b>	<b>197</b>	256
3	1:43.270	22.774	155	47.433	<b>188</b>	33.063	188	255	9	<b>1:42.717</b>	22.797	154	<b>47.169</b>	<b>187</b>	32.751	195	256
4	1:44.055	23.230	154	47.670	187	33.155	196	256	10	1:42.784	<b>22.656</b>	<b>154</b>	47.174	187	32.954	196	256
5	1:43.652	23.153	155	47.681	185	32.818	<b>198</b>	255	11	1:42.725	22.749	154	47.219	187	32.757	198	256
6	1:42.795	22.772	<b>156</b>	47.195	187	32.828	195	<b>257</b>	12	1:44.059	22.761	152	47.677	155	33.621	198	256

### 55 Feige, DEU / Schothorst, NLD

theoretical besttime: 1:46.732

1	7:18.613	5:47.384	125	54.194	171	37.035	190	235	6	1:47.880	24.525	145	48.688	184	34.667	191	255
2	1:52.188	25.447	138	51.362	181	35.379	193	253	7	<b>1:47.158</b>	23.712	150	48.845	184	<b>34.601</b>	<b>194</b>	253
3	1:48.991	25.125	<b>154</b>	49.019	182	34.847	193	<b>255</b>	8	1:58.933	23.787	151	48.718	184	46.428		254
4	1:50.682	24.122	152	51.829	182	34.731	193	252	9	2:56.867	1:32.435	145	48.747	184	35.685	193	255
5	1:58.139	<b>23.558</b>	144	49.012	183	45.569	191	248	10	2:06.168	24.029	148	<b>48.573</b>	<b>184</b>	53.566	163	255

### 63 Ineichen, CHE / Engelhart, DEU

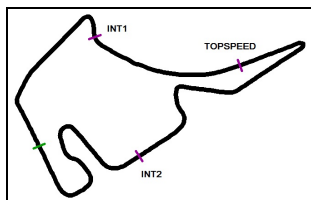
theoretical besttime: 1:40.763

1	3:21.482	2:01.530	153	47.131	190	32.821	201	258	8	1:41.977	22.807	154	46.684	189	32.486	202	262
2	1:42.061	22.819	159	46.570	189	32.672	199	261	9	1:41.285	22.458	159	46.438	190	32.389	202	262
3	1:42.248	22.659	158	46.811	190	32.778	200	262	10	<b>1:41.007</b>	22.416	159	<b>46.231</b>	<b>191</b>	32.360	202	<b>264</b>
4	1:46.267	22.696	157	46.635	191	36.936		263	11	1:41.155	22.469	157	46.309	191	32.377	201	262
5	3:14.080	1:48.773	142	48.717	182	36.590	200	253	12	1:41.119	22.427	156	46.461	192	<b>32.231</b>	<b>202</b>	262
6	1:41.741	22.723	157	46.507	191	32.511	201	262	13	1:41.109	<b>22.301</b>	<b>159</b>	46.323	191	32.485	200	263
7	1:42.194	22.483	157	46.597	190	33.114	198	262									

### 69 Assenheimer, DEU / Schwager, DEU

theoretical besttime: 1:40.532

1	3:51.611	2:17.539	115	56.224	163	37.848	186	225	6	1:47.206	22.398	159	47.732	189	37.076		208
2	1:52.840	25.453	136	51.951	182	35.436	198	211	7	8:39.455	7:20.250	156	46.712	190	32.493	203	256
3	1:43.501	23.570	160	46.955	190	32.976	202	260	8	1:41.134	22.462	162	46.444	191	32.228	202	260
4	1:41.620	22.409	161	46.461	186	32.750	203	<b>262</b>	9	<b>1:40.693</b>	22.397	161	<b>46.114</b>	<b>192</b>	<b>32.182</b>	<b>204</b>	261
5	1:40.845	<b>22.236</b>	160	46.284	191	32.325	203	262	10	1:40.944	22.486	162	46.207	190	32.251	205	261



# ADAC GT Masters

## Sector List Free Practice Trophy



Provisional

**DMSB** Reg. Nr.: 289/16

Hockenheimring, Length: 4574m

Air temperature: 21.66°C

Track temperature: 22.62°C

Weather condition: Dry

Friday, September 30, 2016 12:20:00

Lap	Time	SE1	SP1	SE2	SP2	SE3	SP3	TSP	Lap	Time	SE1	SP1	SE2	SP2	SE3	SP3	TSP
<b>77</b> Gounon, FRA / Keilwitz, DEU									<b>theoretical besttime: 1:41.155</b>								
1	3:56.611	2:33.853	133	49.070	191	33.688	198	253	7	4:07.875	2:48.790	160	46.631	190	32.454	206	262
2	1:45.759	23.042	<b>161</b>	47.197	188	35.520	203	261	8	1:41.498	22.438	160	46.678	189	32.382	204	262
3	1:41.825	22.655	159	46.621		32.549	202	261	9	1:51.240	24.677	138	46.984	191	39.579		260
4	1:44.002	22.692	159	47.003	190	34.307	202	260	10	3:11.737	1:52.902	161	46.604	191	<b>32.231</b>	<b>202</b>	<b>264</b>
5	<b>1:41.457</b>	22.440	161	46.624	188	32.393	201	260	11	1:41.850	<b>22.367</b>	<b>160</b>	46.888	191	32.595	199	262
6	1:46.063	22.556	159	<b>46.557</b>	<b>192</b>	36.950		262									