



# ADAC GT Masters

## Result List Free Practice 1

Provisional



Hockenheimring, Length: 4574m

Air temperature: 22.2°C

Track temperature: 23.77°C

Weather condition: Dry

**DMSB** Reg. Nr.: 289/16

Friday, September 30, 2016 11:15:00

started : 25      classified : 25      not classified : 0

	Drivers	Team	Car	Lap	Best Time	Gap	Diff	Kph	Day Time
1	1 S.Asch(DEU)/L.Ludwig(DEU)	AMG - Team Zakspeed(DEU)	Mercedes-AMG GT3	10	<b>1:39.958</b>			164.7	11:48:24
2	8 F.Hamprecht(DEU)(J)/C.Jöns(DEU)	Bentley Team Abt(DEU)	Bentley Continental GT3	20	<b>1:40.201</b>	0.243	0.243	164.3	12:13:15
3	21 N.Sylvest(DNK)(J)/N.Rogivue(CHE)(J)	AMG - Team Zakspeed(DEU)	Mercedes-AMG GT3	10	<b>1:40.497</b>	0.539	0.296	163.8	11:48:17
4	5 M.Pommer(DEU)/J.van Lagen(NLD)	HB Racing WDS Bau(AUT)	LamborghiniHuracanGT3	19	<b>1:40.625</b>	0.667	0.128	163.6	12:06:25
5	99 R.Renauer(DEU)/M.Ragginger(AUT)	Precote Herberth Motorsport(DEU)	Porsche 911 GT3 R	12	<b>1:40.678</b>	0.720	0.053	163.5	11:59:07
6	63 R.Ineichen(CHE)(T)/C.Engelhart(DEU)	GRT Grasser-Racing-Team(AUT)	LamborghiniHuracanGT3	23	<b>1:40.787</b>	0.829	0.109	163.3	12:19:29
7	29 C.De Phillippi(USA)(J)/C.Mies(DEU)	MontaplastbyLand-Motorsport(DEU)	Audi R8 LMS	21	<b>1:40.828</b>	0.870	0.041	163.3	12:15:49
8	77 J.Gounon(FRA)(J)/D.Keilwitz(DEU)	Callaway Competition(DEU)	Corvette C7 GT3	23	<b>1:40.884</b>	0.926	0.056	163.2	12:25:35
9	9 A.Weishaupt(DEU)(T)/M.Holzer(DEU)	Bentley Team Abt(DEU)	Bentley Continental GT3	6	<b>1:40.934</b>	0.976	0.050	163.1	11:43:26
10	17 D.Jahn(DEU)/K.Estre(FRA)	KÜS TEAM75 Bernhard(DEU)	Porsche 911 GT3 R	11	<b>1:41.034</b>	1.076	0.100	162.9	11:56:37
11	50 P.Geipel(DEU)/R.Frey(CHE)	YACO Racing(DEU)	Audi R8 LMS	22	<b>1:41.071</b>	1.113	0.037	162.9	12:17:20
12	32 F.Spengler(DEU)/E.Zonzini(SMR)(J)	Bonaldi Motorsport S.r.l.(ITA)	LamborghiniHuracanGT3	26	<b>1:41.258</b>	1.300	0.187	162.6	12:25:21
13	69 P.Assenheimer(DEU)(J)/D.Schwager(DEU)	Callaway Competition(DEU)	Corvette C7 GT3	20	<b>1:41.394</b>	1.436	0.136	162.4	12:26:57
14	28 C.Haase(DEU)/S.Ortelli(MCO)	MontaplastbyLand-Motorsport(DEU)	Audi R8 LMS	24	<b>1:41.445</b>	1.487	0.051	162.3	12:24:59
15	44 M.Ahlin-Kottulinsky(SWE)(J)/P.Kaffer(DEU)	Aust Motorsport(DEU)	Audi R8 LMS	12	<b>1:41.690</b>	1.732	0.245	161.9	11:59:13
16	13 R.Lips(CHE)(T)/S.Barth(DEU)	RWT - Racing team(DEU)	Corvette Z06.R GT3	21	<b>1:41.819</b>	1.861	0.129	161.7	12:13:11
17	36 M.Dienst(DEU)(J)/C.Zanella(CHE)	bigFMRacingTeamSchützMotorsport(I)	Porsche 911 GT3 R	7	<b>1:41.999</b>	2.041	0.180	161.4	11:50:50
18	31 M.Hackländer(DEU)/L.Mauron(SUI)(J)	Callaway Competition(DEU)	Corvette C7 GT3	20	<b>1:42.083</b>	2.125	0.084	161.3	12:09:39
19	55 S.Feige(DEU)/B.Schothorst(NLD)	Aust Motorsport(DEU)	Audi R8 LMS	11	<b>1:42.205</b>	2.247	0.122	161.1	12:27:11
20	7 J.Lee Pepper(ZAF)(J)/D.Abt(DEU)	Bentley Team Abt(DEU)	Bentley Continental GT3	13	<b>1:42.340</b>	2.382	0.135	160.8	11:57:50
21	6 K.Snoeks(NLD)/E.Erhart(DEU)	HB Racing WDS Bau(AUT)	LamborghiniHuracanGT3	18	<b>1:42.351</b>	2.393	0.011	160.8	12:06:05
22	22 C.Frankenhou(NLD)/M.Gassner(DEU)(J)	MRS GT-Racing(DEU)	Nissan GT-RNISMOGT3	12	<b>1:42.454</b>	2.496	0.103	160.7	11:52:16
23	34 M.Edelhoff(DEU)(J)/M.Basseng(DEU)	Car Collection Motorsport(DEU)	Audi R8 LMS	23	<b>1:42.511</b>	2.553	0.057	160.6	12:18:56
24	66 E.Lindholm(DEU)/A.Gies(DEU)	ADACNSAAttemptoRacing Team(DEU)	LamborghiniHuracanGT3	25	<b>1:43.127</b>	3.169	0.616	159.6	12:25:32
25	20 J.Krohn(FIN)/M.Tomczyk(DEU)	Schubert Motorsport(DEU)	BMW M6 GT3	18	<b>1:43.298</b>	3.340	0.171	159.4	12:05:52

Subject to final scrutineering!

Publications Time:

Clerk of the course:

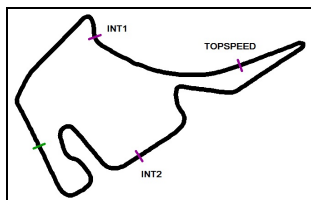
Time Keeping:

ver: 1.0

[www.adac.de/motorsport](http://www.adac.de/motorsport)

Page 1/ 1 printed: 30.9.2016 12:35

**CERTINA**  
S W I S S W A T C H E S



# ADAC GT Masters

## Sector List Free Practice 1



Provisional

Hockenheimring, Length: 4574m

Air temperature: 22.2°C

Track temperature: 23.77°C

Weather condition: Dry

**DMSB** Reg. Nr.: 289/16

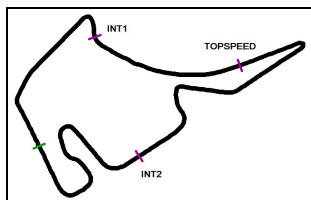
Friday, September 30, 2016 11:15:00

Lap	Time	SE1	SP1	SE2	SP2	SE3	SP3	TSP	Lap	Time	SE1	SP1	SE2	SP2	SE3	SP3	TSP
<b>1</b> Asch, DEU / Ludwig, DEU									<b>theoretical besttime: 1:39.733</b>								
1	2:18.275	46.653	116	55.725	179	35.897	195	183	13	4:04.288	2:41.524	158	49.398	179	33.366	199	255
2	1:44.306	23.340	154	48.006	187	32.960	198	238	14	1:40.865	22.401	158	46.583	191	31.881	200	254
3	1:43.685	22.456	<b>160</b>	47.007	188	34.222	200	252	15	1:40.684	22.077	159	46.491	192	32.116	200	255
4	1:54.873	22.073	158	49.724	186	43.076		255	16	1:40.839	22.349	159	46.398	189	32.092	198	255
5	4:12.247	2:48.659	158	47.371	189	36.217	201	254	17	1:42.617	22.901	111	47.675	190	32.041	198	250
6	1:40.235	22.024	158	46.318	192	31.893	<b>201</b>	255	18	1:40.923	22.140	158	47.048	190	31.735	200	255
7	1:43.936	22.573	160	46.415	190	34.948	200	256	19	1:45.512	22.386	158	46.476	191	36.650		255
8	1:40.307	<b>21.925</b>	159	46.145	192	32.237	199	<b>257</b>	20	13:32.947	11:46.358	127	59.267	154	47.322		178
9	1:45.781	22.674	159	46.735	149	36.372	201	<b>257</b>	21	2:12.503	39.587	137	55.987	175	36.929	159	195
10	<b>1:39.958</b>	22.054	160	46.233	192	<b>31.671</b>	201	255	22	1:57.087	27.748	131	53.594	177	35.745	194	226
11	1:40.035	22.080	160	<b>46.137</b>	<b>193</b>	31.818	201	254	23	1:53.274	24.608	143	53.317	190	35.349	191	215
12	3:08.329	22.213	160	46.143	192	1:59.973		254	24	1:56.503	24.807	141	50.751	186	40.945		235

<b>5</b> Pommer, DEU / van Lagen, NLD									<b>theoretical besttime: 1:40.510</b>								
1	2:33.109	54.553	120	1:00.831	131	37.725	192	149	16	1:40.881	22.176	156	46.697	189	32.008	199	258
2	1:54.705	24.409	143	56.430	185	33.866	198	152	17	1:40.720	22.212	156	46.577	191	<b>31.931</b>	<b>199</b>	257
3	1:44.192	23.134	155	47.747	187	33.311	198	255	18	1:41.106	22.298	154	46.670	189	32.138	199	258
4	2:01.164	22.861	150	55.843	176	42.460		165	19	<b>1:40.625</b>	22.132	154	46.520	191	31.973	200	258
5	4:21.136	2:57.531	151	49.009	188	34.596	195	253	20	3:04.820	<b>22.080</b>	<b>155</b>	46.583	189	1:56.157		259
6	1:43.704	23.023	154	47.448	188	33.233	194	254	21	3:09.406	1:49.443	156	47.169	189	32.794	198	257
7	1:43.339	22.817	153	47.414	187	33.108	196	255	22	1:41.588	22.428	155	46.820	189	32.340	198	258
8	1:42.932	22.687	154	47.162	189	33.083	196	257	23	1:41.665	22.249	156	46.948	189	32.468	198	259
9	1:42.707	22.636	154	47.256	187	32.815	197	258	24	1:41.026	22.249	156	46.676	190	32.101	200	258
10	1:50.392	22.769	157	53.345	187	34.278	196	190	25	1:40.857	22.101	156	46.684	190	32.072	199	258
11	1:50.496	22.698	153	49.532	148	38.266	198	256	26	1:46.366	22.214	155	46.719	188	37.433		259
12	1:49.379	22.824	157	47.466	185	39.089		257	27	3:24.045	1:56.407	157	53.473	159	34.165	193	217
13	3:22.029	1:52.191	137	56.716	183	33.122	199	171	28	1:42.046	22.635	156	47.049	189	32.362	200	257
14	1:41.639	22.536	156	46.768	189	32.335	198	258	29	1:41.311	22.388	156	46.598	188	32.325	198	259
15	1:40.870	22.236	155	<b>46.499</b>	190	32.135	198	257	30	1:46.110	22.215	156	46.684	190	37.211		<b>260</b>

<b>6</b> Snoeks, NLD / Erhart, DEU									<b>theoretical besttime: 1:42.325</b>								
1	2:33.714	58.867	126	56.994	138	37.853	156	190	15	1:44.639	22.982	156	48.665	187	32.992	195	258
2	1:54.948	24.941	151	55.704	183	34.303	194	140	16	1:43.098	22.897	157	47.158	187	33.043	199	257
3	1:54.659	26.858	126	52.479	184	35.322	193	250	17	1:42.518	22.816	157	46.919	189	<b>32.783</b>	<b>197</b>	258
4	1:59.865	24.563	151	49.588	183	45.714		229	18	<b>1:42.351</b>	<b>22.633</b>	<b>156</b>	46.923	188	32.795	198	258
5	3:44.570	2:22.043	155	48.104	183	34.423	193	254	19	1:50.324	22.798	156	47.502	185	40.024		<b>259</b>
6	1:45.024	23.144	154	47.617	182	34.263	197	254	20	4:03.246	2:42.599	155	47.586	187	33.061	196	257
7	1:44.767	23.199	156	48.152	186	33.416	195	255	21	1:42.714	22.836	156	<b>46.909</b>	<b>188</b>	32.969	197	258
8	1:51.795	23.161	156	47.566	183	41.068		256	22	1:42.869	22.895	154	47.072	188	32.902	198	258
9	3:28.295	2:03.839	128	50.226	183	34.230	193	249	23	1:59.910	22.747	157	57.805	187	39.358		258
10	1:44.156	23.230	155	47.678	185	33.248	194	254	24	3:44.134	2:24.084	154	47.051	188	32.999	198	258
11	1:43.511	23.186	155	47.339	188	32.986	197	255	25	1:42.751	22.759	156	47.125	189	32.867	198	258
12	1:42.863	22.987	156	47.021	<b>189</b>	32.855	196	256	26	1:48.705	24.288	151	51.440	187	32.977	198	163
13	1:51.345	23.493	148	48.806	187	39.046		256	27	1:49.223	23.074	157	47.335	187	38.814		258
14	3:12.559	1:51.051	155	47.905	188	33.603	195	257									

<b>7</b> Lee Pepper, ZAF / Abt, DEU									<b>theoretical besttime: 1:42.219</b>								
1	2:28.742	55.495	122	55.476	177	37.771	194	216	14	1:42.503	<b>22.633</b>	<b>156</b>	47.116	190	32.754	202	258
2	1:45.983	24.265	149	48.091	188	33.627	199	257	15	1:42.753	22.880	156	47.149	189	32.724	200	258
3	1:44.528	23.126	152	47.972	189	33.430	200	254	16	1:53.271	22.754	156	49.511	178	41.006		258
4	1:55.538	23.055	149	51.983	187	40.500		161	17	7:32.061	6:09.517	145	47.950	188	34.594	199	258
5	4:08.097	2:44.023	153	49.045	189	35.029	199	256	18	1:47.685	23.000	154	47.710	185	36.975	200	260
6	1:43.533	23.141	156	47.309	188	33.083	201	258	19	1:50.592	22.908	152	47.337	188	40.347	201	<b>261</b>
7	1:43.088	22.967	157	47.079	188	33.042	201	258	20	1:53.167	22.983	156	47.109	185	43.075		260
8	1:42.693	22.862	157	46.997	190	32.834	201	258	21	3:35.147	2:14.358	150	47.597	190	33.192	198	259
9	1:42.756	22.775	<b>159</b>	47.060	188	32.921	200	258	22	1:43.419	23.231	155	47.172	189	33.016	199	260
10	1:50.251	23.082	152	48.081	188	39.088		257	23	1:43.189	22.890	158	47.372	191	32.927	198	259
11	5:39.052	4:17.540	146	47.952	188	33.560	201	258	24	1:42.966	22.891	155	47.282	191	32.793	197	260
12	1:43.157	23.034	157	47.135	188	32.988	201	259	25	1:43.455	23.104	156	47.465	191	32.886	197	259
13	<b>1:42.340</b>	22.754	158	<b>46.979</b>	189	<b>32.607</b>	<b>202</b>	259	26	1:43.733	22.929	153	47.728	188	33.076	194	251



# ADAC GT Masters

## Sector List Free Practice 1



Provisional

Hockenheimring, Length: 4574m

Air temperature: 22.2°C

Track temperature: 23.77°C

Weather condition: Dry

**DMSB** Reg. Nr.: 289/16

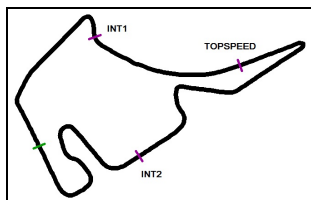
Friday, September 30, 2016 11:15:00

Lap	Time	SE1	SP1	SE2	SP2	SE3	SP3	TSP	Lap	Time	SE1	SP1	SE2	SP2	SE3	SP3	TSP
<b>8</b> Hamprecht, DEU / Jöns, DEU									<b>theoretical besttime: 1:39.959</b>								
1	2:12.895	48.634	127	50.309	186	33.952	197	240	15	1:41.880	22.478	156	46.717	191	32.685	202	263
2	1:44.051	24.101	140	47.673	191	32.277	202	255	16	2:56.531	22.563	157	46.671	191	1:47.297		262
3	1:42.451	22.556	159	47.106	190	32.789	199	260	17	6:03.117	4:34.522	129	53.739	161	34.856	199	226
4	1:54.202	22.611	160	49.349	191	42.242		259	18	1:44.652	23.065	157	47.940	155	33.647	201	261
5	4:36.684	3:15.841	160	47.371	190	33.472	202	258	19	1:41.139	22.369	160	46.409	191	32.361	202	263
6	1:41.973	22.460	159	46.609	191	32.904	200	261	20	<b>1:40.201</b>	22.119	161	<b>46.041</b>	<b>192</b>	32.041	203	264
7	1:41.155	22.571	159	46.540	191	32.044	202	260	21	1:45.506	22.251	160	46.320	193	36.935		<b>265</b>
8	1:40.589	22.261	160	46.337	191	31.991	203	261	22	2:54.130	1:30.374	156	49.503	148	34.253	201	257
9	1:50.057	22.683	160	47.069	186	40.305		262	23	1:41.066	22.594	160	46.500	192	31.972	203	263
10	3:35.959	2:15.587	147	47.493	191	32.879	193	258	24	1:40.327	22.125	157	46.197	193	32.005	204	262
11	1:42.402	22.911	152	46.888	191	32.603	201	260	25	1:40.217	<b>22.070</b>	<b>161</b>	46.299	188	<b>31.848</b>	<b>202</b>	262
12	1:41.541	22.564	159	46.528	192	32.449	201	260	26	1:57.541	22.224	154	59.463	186	35.854	203	207
13	1:41.242	22.449	158	46.419	191	32.374	203	262	27	1:54.569	22.210	161	46.375	192	45.984		262
14	1:41.893	22.349	158	46.978	192	32.566	201	264									

<b>9</b> Weishaupt, DEU / Holzer, DEU									<b>theoretical besttime: 1:40.776</b>								
1	3:25.673	1:54.120	119	55.083	155	36.470	202	209	13	1:43.673	22.831	154	47.412	189	33.430	201	262
2	1:41.900	22.680	161	46.663	192	32.557	202	259	14	1:45.066	23.699	141	47.911	188	33.456	197	259
3	3:27.553	<b>22.127</b>	160	46.348	193	2:19.078		260	15	1:51.080	23.237	148	47.789	187	40.054		261
4	3:26.565	2:01.412	161	50.062	193	35.091	202	215	16	3:40.919	2:20.470	150	47.413	192	33.036	203	262
5	1:43.049	22.370	159	47.152	192	33.527	<b>204</b>	260	17	1:41.246	22.191	159	46.398	193	32.657	202	264
6	<b>1:40.934</b>	22.250	161	<b>46.196</b>	191	32.488	204	262	18	1:46.865	22.198	162	46.320	193	38.347		264
7	1:41.088	22.246	162	46.389	193	<b>32.453</b>	204	263	19	12:00.334	10:37.070	135	49.985	191	33.279	204	224
8	1:49.062	22.406	162	47.756	190	38.900		264	20	1:41.418	22.428	160	46.411	193	32.579	203	262
9	4:24.367	3:00.367	146	49.821	188	34.179	199	259	21	1:41.148	22.300	163	46.249	194	32.599	204	264
10	1:44.932	23.404	148	47.974	188	33.554	199	258	22	1:41.026	22.182	159	46.310	193	32.534	204	264
11	1:43.947	23.069	154	47.400	189	33.478	200	260	23	1:41.114	22.177	161	46.294	193	32.643	203	265
12	1:43.793	22.998	154	47.494	189	33.301	201	262	24	1:47.977	22.240	162	47.334	188	38.403		<b>266</b>

<b>13</b> Lips, CHE / Barth, DEU									<b>theoretical besttime: 1:41.569</b>								
1	2:11.040	38.676	122	55.521	180	36.843	195	234	15	1:42.005	22.682	160	46.572	192	32.751	202	262
2	1:53.364	25.809	134	52.496	174	35.059	198	211	16	1:41.881	22.653	160	46.536	192	32.692	201	262
3	1:45.582	24.172	156	47.613	191	33.797	201	260	17	1:51.791	22.965	160	47.238	189	41.588		263
4	1:53.792	22.777	153	48.385	189	42.630		258	18	5:36.784	4:15.796	157	47.559	190	33.429	201	262
5	4:04.171	2:42.398	154	47.346	190	34.427	200	258	19	1:42.423	22.742	160	46.587	191	33.094	201	262
6	1:45.291	23.148	159	47.418	192	34.725	195	260	20	1:41.991	<b>22.556</b>	<b>160</b>	46.600	191	32.835	202	264
7	1:45.458	24.197	153	47.387	190	33.874	200	262	21	<b>1:41.819</b>	22.645	161	<b>46.400</b>	<b>191</b>	32.774	202	<b>264</b>
8	1:43.318	22.758	158	47.264	191	33.296	201	262	22	1:41.954	22.687	160	46.654	191	<b>32.613</b>	<b>203</b>	264
9	1:43.282	22.687	160	47.284	191	33.311	197	263	23	1:50.366	22.680	160	47.765	184	39.921		263
10	1:43.060	22.848	158	47.172	191	33.040	200	261	24	5:42.390	4:20.707	150	48.402	192	33.281	201	255
11	1:48.673	22.954	<b>161</b>	47.276	191	38.443		262	25	1:42.647	22.681	160	46.877	189	33.089	202	262
12	3:28.765	2:07.856	156	47.542	189	33.367	202	260	26	1:42.365	22.718	160	46.583	192	33.064	201	262
13	1:43.576	23.617	158	46.902	192	33.057	201	260	27	1:55.673	23.147	156	50.471	190	42.055		260
14	1:42.217	22.701	160	46.676	189	32.840	201	264									

<b>17</b> Jahn, DEU / Estre, FRA									<b>theoretical besttime: 1:40.680</b>								
1	2:19.480	47.186	123	55.436	168	36.858	184	190	13	3:33.696	2:10.814	158	48.186	190	34.696	198	259
2	1:45.369	24.514	155	47.698	191	33.157	200	253	14	1:42.374	22.768	156	46.807	190	32.799	202	261
3	1:42.074	22.914	161	46.236	<b>192</b>	32.924	200	258	15	1:41.589	22.432	161	46.687	191	32.470	200	260
4	1:55.530	22.576	162	49.148	190	43.806		261	16	2:38.432	<b>22.340</b>	<b>160</b>	46.614	192	1:29.478		260
5	4:59.063	3:39.844	159	46.659	192	32.560	200	257	17	6:36.598	5:17.405	160	46.528	192	32.665	201	258
6	1:41.816	22.603	<b>162</b>	46.624	190	32.589	200	259	18	1:41.718	22.372	161	46.794	190	32.552	198	260
7	1:41.300	22.717	162	<b>46.141</b>	192	32.442	202	259	19	1:41.328	22.502	160	46.420	191	32.406	199	260
8	1:41.493	22.587	161	46.480	192	32.426	<b>204</b>	262	20	1:41.630	22.790	156	46.401	191	32.439	200	260
9	1:47.334	22.596	162	46.998	192	37.740		262	21	1:46.254	22.512	160	46.411	190	37.331		261
10	7:21.818	5:59.523	157	49.648	187	32.647	201	244	22	4:01.648	2:42.562	159	46.483	192	32.603	201	260
11	<b>1:41.034</b>	22.504	161	46.331	192	<b>32.199</b>	202	261	23	1:42.125	22.691	160	46.671	187	32.763	201	260
12	1:45.666	22.827	161	46.483	191	36.356		260	24	1:42.116	22.445	161	46.698	191	32.973	200	<b>263</b>



# ADAC GT Masters

## Sector List Free Practice 1

Provisional



Hockenheimring, Length: 4574m

Air temperature: 22.2°C

Track temperature: 23.77°C

Weather condition: Dry

**DMSB** Reg. Nr.: 289/16

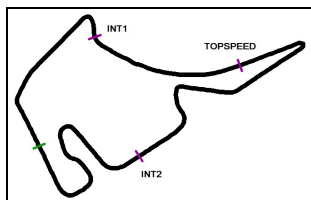
Friday, September 30, 2016 11:15:00

Lap	Time	SE1	SP1	SE2	SP2	SE3	SP3	TSP	Lap	Time	SE1	SP1	SE2	SP2	SE3	SP3	TSP
<b>20 Krohn, FIN / Tomczyk, DEU</b>									<b>theoretical besttime: 1:43.138</b>								
1	2:46.619	1:17.666	107	53.200	182	35.753	194	243	15	1:43.842	23.010	154	<b>47.295</b>	<b>189</b>	33.537	198	257
2	1:48.097	24.244	148	49.111	186	34.742	187	252	16	1:43.711	23.035	152	47.382	188	33.294	198	257
3	1:46.746	23.847	148	48.436	183	34.463	192	252	17	1:45.325	24.467	132	47.832	188	<b>33.026</b>	<b>199</b>	254
4	1:58.271	24.411	141	50.633	186	43.227		250	18	<b>1:43.298</b>	22.956	153	47.308	188	33.034	199	258
5	3:53.874	2:31.681	151	48.153	187	34.040	197	252	19	1:47.752	<b>22.817</b>	<b>152</b>	47.377	189	37.558		257
6	1:45.335	23.466	152	47.845	185	34.024	197	255	20	3:07.313	1:46.341	151	47.620	188	33.352	198	258
7	1:45.492	23.784	157	47.833	185	33.875	197	258	21	1:43.591	22.885	155	47.423	189	33.283	198	258
8	1:44.892	23.214	153	47.904	187	33.774	196	256	22	1:48.550	23.068	151	47.552	187	37.930		<b>260</b>
9	1:46.756	23.201	153	49.509	185	34.046	198	256	23	2:52.603	1:30.250	147	48.976	187	33.377	197	254
10	1:52.464	23.660	156	48.268	183	40.536		253	24	1:43.514	23.093	152	47.339	189	33.082	198	257
11	4:32.751	3:05.273	115	52.915	180	34.563	197	233	25	1:48.532	23.284	151	47.669	189	37.579		256
12	1:45.823	23.512	146	48.484	186	33.827	197	252	26	2:37.794	1:16.098	155	48.060	188	33.636	198	258
13	1:44.101	23.177	150	47.615	188	33.309	<b>199</b>	255	27	1:48.263	23.070	154	47.373	188	37.820		258
14	1:44.029	23.417	<b>158</b>	47.527	188	33.085	197	258									

<b>21 Sylvest, DNK / Rogivue, CHE</b>									<b>theoretical besttime: 1:40.477</b>								
1	2:21.829	47.865	121	56.388	177	37.576	193	194	14	1:41.406	22.424	157	46.762	190	32.220	198	255
2	1:46.862	24.996	152	48.337	187	33.529	199	248	15	1:41.223	22.536	158	46.649	191	32.038	199	255
3	1:44.121	23.195	<b>161</b>	48.102	190	32.824	199	250	16	1:40.982	22.467	159	46.505	190	32.010	199	255
4	1:54.734	22.421	154	48.037	189	44.276		253	17	1:45.968	22.436	158	46.497	191	37.035		256
5	4:03.081	2:41.370	157	47.100	188	34.611	199	251	18	7:58.940	6:39.838	157	46.847	189	32.255	198	253
6	1:41.772	22.570	158	46.723	190	32.479	197	254	19	1:41.111	22.381	158	46.460	190	32.270	198	255
7	1:41.283	22.550	160	46.584	192	32.149	199	255	20	1:40.970	22.402	158	46.505	190	32.063	199	256
8	1:41.154	22.404	159	46.649	190	32.101	200	254	21	1:41.035	22.379	157	46.500	192	32.156	199	255
9	1:41.562	22.755	158	46.722	191	32.085	199	253	22	1:46.801	22.694	157	46.878	191	37.229		<b>257</b>
10	<b>1:40.497</b>	<b>22.227</b>	158	46.479	192	<b>31.791</b>	<b>201</b>	254	23	5:31.690	4:12.405	157	47.015	189	32.270	200	253
11	1:40.569	22.288	157	<b>46.459</b>	193	31.822	200	254	24	1:41.449	22.468	159	46.688	190	32.293	198	255
12	1:46.613	22.386	157	46.539	<b>193</b>	37.688		253	25	1:41.211	22.465	158	46.613	189	32.133	199	254
13	3:35.352	2:15.392	158	47.075	189	32.885	200	254	26	1:48.121	22.577	160	46.887	189	38.657		257

<b>22 Frankenhou, NLD / Gassner, DEU</b>									<b>theoretical besttime: 1:42.296</b>								
1	2:41.567	1:10.902	108	54.189	169	36.476	198	228	14	4:27.274	3:05.044	155	48.383	189	33.847	199	247
2	1:49.599	24.242	147	49.438	190	35.919	201	258	15	1:43.010	22.890	160	46.776	190	33.344	201	263
3	1:43.611	23.057	157	47.001	192	33.553	201	258	16	1:42.909	22.837	154	46.943	191	33.129	204	263
4	2:01.118	23.985	141	53.330	190	43.803		185	17	1:43.285	22.734	156	47.195	189	33.356	203	<b>264</b>
5	3:59.052	2:38.412	158	47.208	191	33.432	202	259	18	1:42.799	22.730	158	46.777	193	33.292	202	264
6	1:44.226	22.969	156	47.578	191	33.679	202	261	19	1:42.891	22.859	156	46.914	192	33.118	202	264
7	1:43.213	23.155	157	47.051	190	33.007	202	259	20	1:42.737	22.716	160	46.826	192	33.195	203	263
8	1:42.457	<b>22.592</b>	158	46.885	<b>193</b>	<b>32.980</b>	201	261	21	1:43.532	22.926	155	47.124	191	33.482	202	264
9	1:43.174	22.659	159	47.260	191	33.255	202	262	22	1:48.224	22.783	158	47.021	192	38.420		264
10	1:42.546	22.632	<b>161</b>	46.738	191	33.176	202	262	23	6:45.664	5:19.268	143	50.572	189	35.824	203	230
11	1:42.857	22.778	160	47.017	191	33.062	204	262	24	1:43.211	22.872	157	47.117	189	33.222	204	263
12	<b>1:42.454</b>	22.630	161	<b>46.724</b>	192	33.100	201	262	25	1:43.502	22.952	156	47.325	191	33.225	203	263
13	1:49.662	22.694	152	47.074	190	39.894		260	26	1:48.008	22.930	152	47.212	191	37.866		262

<b>28 Haase, DEU / Ortelli, MCO</b>									<b>theoretical besttime: 1:41.302</b>								
1	2:13.794	43.325	125	54.619	178	35.850	191	213	14	3:29.906	2:07.760	138	48.746	188	33.400	194	250
2	1:45.684	23.984	156	48.243	183	33.457	195	254	15	1:43.370	23.177	153	47.443	189	32.750	196	254
3	1:43.490	23.172	155	47.414	187	32.904	195	253	16	1:44.073	22.807	154	48.330	186	32.936	194	254
4	1:54.516	22.801	156	49.488	180	42.227		254	17	1:50.226	22.865	155	47.590	187	39.771		255
5	4:11.169	2:50.581	155	47.611	187	32.977	197	254	18	4:34.211	3:04.440	116	54.966	183	34.805	194	223
6	1:43.440	23.001	155	47.390	188	33.049	197	255	19	1:46.212	23.695	156	49.443	187	33.074	195	239
7	1:42.869	22.643	153	47.406	186	32.820	196	252	20	1:43.684	22.595	156	46.948	190	34.141	197	256
8	1:42.642	22.835	154	47.310	188	32.497	197	256	21	1:41.888	22.423	156	46.884	189	32.581	197	256
9	1:42.792	22.610	155	47.478	187	32.704	195	257	22	1:47.386	22.666	154	46.932	190	37.788		255
10	1:48.130	22.757	155	47.175	187	38.198		255	23	4:50.827	3:29.808	156	46.965	189	34.054	196	257
11	6:05.464	4:44.273	154	47.249	187	33.942	195	251	24	<b>1:41.445</b>	<b>22.366</b>	<b>156</b>	46.806	188	32.273	200	256
12	1:42.840	22.788	155	47.449	187	32.603	197	255	25	1:41.835	22.441	157	46.916	190	32.478	197	257
13	1:48.323	22.949	155	47.312	188	38.062		255	26	1:41.766	22.830	157	<b>46.732</b>	<b>190</b>	<b>32.204</b>	<b>197</b>	<b>260</b>



# ADAC GT Masters

## Sector List Free Practice 1

Provisional



Hockenheimring, Length: 4574m

Air temperature: 22.2°C

Track temperature: 23.77°C

Weather condition: Dry

**DMSB** Reg. Nr.: 289/16

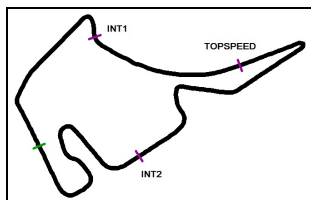
Friday, September 30, 2016 11:15:00

Lap	Time	SE1	SP1	SE2	SP2	SE3	SP3	TSP	Lap	Time	SE1	SP1	SE2	SP2	SE3	SP3	TSP
<b>29 De Phillippi, USA / Mies, DEU</b>									<b>theoretical besttime: 1:40.689</b>								
1	2:11.828	42.666	123	54.325	178	34.837	191	210	14	1:41.357	22.590	158	46.574	187	32.193	199	255
2	1:44.315	23.584	153	47.782	185	32.949	197	248	15	1:41.222	22.364	158	46.680	190	32.178	198	256
3	1:42.845	22.724	154	47.385	188	32.736	196	252	16	1:40.864	<b>22.275</b>	<b>157</b>	46.505	189	32.084	200	<b>257</b>
4	1:51.493	22.613	154	49.114	185	39.766		252	17	3:04.055	23.666	125	49.155	184	1:51.234		252
5	4:29.302	3:03.827	154	47.694	188	37.781	195	251	18	5:16.365	3:53.997	156	46.958	189	35.410	197	253
6	1:42.421	22.530	154	47.203	185	32.688	197	254	19	1:41.207	22.464	157	46.512	190	32.231	198	257
7	1:47.150	22.673	155	47.140	187	37.337		255	20	1:41.641	22.717	149	46.929	189	31.995	198	256
8	3:37.354	2:17.240	154	47.355	187	32.759	194	251	21	<b>1:40.828</b>	22.287	156	46.578	189	<b>31.963</b>	<b>199</b>	257
9	1:42.413	22.806	155	47.047	188	32.560	198	254	22	1:44.887	22.358	158	<b>46.451</b>	<b>189</b>	36.078		257
10	1:42.102	22.580	155	46.982	188	32.540	197	255	23	4:43.801	3:25.037	157	46.657	189	32.107	199	254
11	1:46.839	22.911	155	46.803	188	37.125		255	24	1:40.853	22.367	158	46.481	188	32.005	199	257
12	3:18.720	1:43.494	126	1:00.405	135	34.821	195	144	25	1:40.937	22.321	157	46.652	189	31.964	199	257
13	1:43.867	22.841	156	46.951	189	34.075	196	255	26	1:59.238	22.622	158	46.724	189	49.892		257

Lap	Time	SE1	SP1	SE2	SP2	SE3	SP3	TSP	Lap	Time	SE1	SP1	SE2	SP2	SE3	SP3	TSP
<b>31 Hackländer, DEU / Mauron, SUI</b>									<b>theoretical besttime: 1:42.075</b>								
1	2:31.297	42.238	117	1:09.058	116	40.001	195	150	15	1:43.829	23.138	161	47.271	188	33.420	200	258
2	1:47.532	24.521	152	48.703	188	34.308	199	250	16	1:42.550	22.660	162	46.907	188	32.983	199	259
3	1:44.577	23.332	154	47.608	188	33.637	200	251	17	1:42.590	<b>22.536</b>	<b>161</b>	46.978	188	33.076	200	259
4	1:59.143	22.885	155	53.075	173	43.183		158	18	1:42.585	22.603	160	47.028	187	32.954	201	260
5	3:52.380	2:29.784	159	47.442	190	35.154	<b>202</b>	255	19	1:42.611	22.782	161	46.845	189	32.984	200	259
6	1:43.567	23.012	160	47.048	190	33.507	201	256	20	<b>1:42.083</b>	22.544	161	<b>46.776</b>	<b>189</b>	<b>32.763</b>	<b>201</b>	259
7	1:43.185	22.928	160	46.897	190	33.360	201	258	21	3:06.643	22.815	159	48.533	168	1:55.295		259
8	1:42.906	22.745	159	47.080	191	33.081	201	258	22	4:10.807	2:44.399	147	52.697	188	33.711	200	228
9	1:42.691	22.775	162	46.796	<b>191</b>	33.120	202	260	23	1:50.440	23.012	157	47.654	186	39.774		260
10	1:48.436	22.801	159	47.005	190	38.630		260	24	3:09.359	1:47.474	155	47.494	187	34.391	201	258
11	4:31.608	3:06.584	142	50.862	166	34.162	201	240	25	1:44.267	23.054	157	47.128	190	34.085	202	259
12	2:14.718	23.369	161	47.615	189	1:03.734		257	26	1:43.281	23.090	160	46.801	190	33.390	202	262
13	2:09.574	40.200	131	54.247	165	35.127	196	238	27	1:43.931	22.962	147	47.361	189	33.608	200	259
14	1:50.427	24.424	148	47.879	188	38.124	199	257	28	1:44.053	23.211	160	47.023	189	33.819	201	<b>262</b>

Lap	Time	SE1	SP1	SE2	SP2	SE3	SP3	TSP	Lap	Time	SE1	SP1	SE2	SP2	SE3	SP3	TSP
<b>32 Spengler, DEU / Zonzini, SMR</b>									<b>theoretical besttime: 1:41.123</b>								
1	2:36.062	1:06.251	110	53.071	116	36.740	192	239	15	1:42.343	22.678	154	46.842	187	32.823	197	260
2	1:55.806	24.524	146	51.758	183	39.524	197	183	16	1:47.816	23.240	154	47.081	183	37.495		259
3	1:45.156	23.639	143	47.919	186	33.598	195	252	17	6:33.362	5:13.837	155	46.809	186	32.716	198	258
4	1:59.691	23.129	155	52.668	187	43.894		186	18	1:42.163	22.659	156	46.767	185	32.737	197	258
5	4:19.197	2:58.346	151	47.358	188	33.493	197	255	19	1:42.464	22.623	155	46.902	184	32.939	197	260
6	1:43.797	22.772	156	47.536	187	33.489	194	258	20	1:42.571	22.740	155	46.795	184	33.036	195	259
7	1:43.175	22.961	155	47.040	188	33.174	195	258	21	1:49.238	22.799	155	46.723	189	39.716		260
8	1:42.746	22.848	156	46.899	188	32.999	197	260	22	3:37.093	2:09.158	135	52.211	180	35.724	194	238
9	1:44.621	22.767	156	48.279	186	33.575	197	<b>264</b>	23	1:44.631	24.377	156	47.213	189	33.041	195	257
10	1:42.565	22.744	<b>157</b>	46.854	187	32.967	198	260	24	1:41.486	22.599	156	46.549	187	32.338	199	258
11	1:47.547	22.607	157	47.000	186	37.940		258	25	1:41.487	<b>22.439</b>	<b>155</b>	46.743	189	32.305	199	260
12	3:28.619	2:03.288	155	47.703	159	37.628	197	259	26	<b>1:41.258</b>	22.479	156	46.505	190	<b>32.274</b>	<b>198</b>	259
13	1:43.006	22.910	156	47.214	185	32.882	198	259	27	1:41.398	22.490	157	<b>46.410</b>	<b>190</b>	32.498	199	260
14	1:42.457	22.604	155	46.946	187	32.907	197	259	28	1:50.742	22.947	156	46.472	188	41.323		263

Lap	Time	SE1	SP1	SE2	SP2	SE3	SP3	TSP	Lap	Time	SE1	SP1	SE2	SP2	SE3	SP3	TSP
<b>34 Edelhoff, DEU / Basseng, DEU</b>									<b>theoretical besttime: 1:42.199</b>								
1	4:00.058	2:37.289	142	49.226	183	33.543	195	247	15	1:43.896	23.009	156	47.457	187	33.430	195	255
2	1:43.655	23.088	154	47.352	185	33.215	193	253	16	1:43.990	22.943	156	47.636	185	33.411	195	255
3	1:54.958	22.704	157	49.225	183	43.029		254	17	1:43.226	23.003	156	47.093	186	33.130	195	256
4	3:55.385	2:35.075	155	47.329	186	32.981	195	251	18	1:44.123	22.781	156	47.316	186	34.026	192	255
5	1:42.917	22.897	154	47.286	189	32.734	197	251	19	1:43.828	23.247	155	47.324	188	33.257	195	255
6	1:42.677	22.765	155	47.202	187	32.710	196	251	20	1:49.030	22.874	156	47.287	186	38.869		256
7	1:47.388	23.150	<b>159</b>	47.125	188	37.113		257	21	3:18.074	1:57.763	154	47.478	183	32.833	192	254
8	6:17.662	4:51.250	145	51.530	183	34.882	193	206	22	1:44.918	24.534	156	47.569	188	32.815	196	255
9	1:47.890	24.057	153	49.799	181	34.034	194	252	23	<b>1:42.511</b>	22.953	155	47.030	188	<b>32.528</b>	<b>198</b>	256
10	1:46.482	23.469	148	48.225	176	34.788	195	252	24	1:49.644	<b>22.702</b>	<b>155</b>	49.844	187	37.098		<b>258</b>
11	1:46.533	24.023	149	48.207	185	34.303	191	252	25	3:56.259	2:35.849	156	<b>46.969</b>	<b>188</b>	33.441	196	254
12	1:44.786	23.335	153	47.650	184	33.801	196	254	26	1:43.075	22.766	156	47.528	189	32.781	195	255
13	1:46.900	23.156	155	47.919		35.825	195	254	27	1:42.746	22.884	155	47.121	190	32.741	193	257
14	1:44.906	23.278	148	48.082	184	33.546	195	254									



# ADAC GT Masters

## Sector List Free Practice 1



Provisional

Hockenheimring, Length: 4574m

Air temperature: 22.2°C

Track temperature: 23.77°C

Weather condition: Dry

**DMSB** Reg. Nr.: 289/16

Friday, September 30, 2016 11:15:00

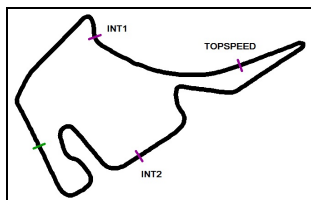
Lap	Time	SE1	SP1	SE2	SP2	SE3	SP3	TSP	Lap	Time	SE1	SP1	SE2	SP2	SE3	SP3	TSP
<b>36</b> Dienst, DEU / Zanella, CHE									<b>theoretical besttime: 1:41.630</b>								
1	3:00.767	1:23.140	115	59.614	152	38.013	193	176	13	1:42.919	23.024	151	47.213	189	32.682	199	256
2	1:55.522	24.664	154	49.976	188	40.882		223	14	1:42.340	22.660	156	46.964	187	32.716	198	255
3	11:02.555	9:40.791	152	48.389	188	33.375	198	248	15	1:42.500	22.803	153	47.114	191	32.583	198	254
4	1:43.695	23.226	158	47.597	189	32.872	200	253	16	1:42.582	22.761	156	47.092	192	32.729	197	254
5	1:42.440	22.670	157	47.122	190	32.648	<b>201</b>	255	17	1:47.862	23.035	157	47.178	188	37.649		257
6	1:42.340	22.635	<b>159</b>	47.057	191	32.648	199	255	18	6:19.030	4:54.451	154	48.006	189	36.573	196	254
7	<b>1:41.999</b>	22.484	158	47.012	191	32.503	201	255	19	1:42.496	22.878	157	47.045	190	32.573	199	255
8	1:46.570	22.554	158	<b>46.711</b>	189	37.305		253	20	1:42.350	22.705	156	46.918	190	32.727	198	255
9	3:05.412	1:46.056	158	46.908	191	<b>32.448</b>	199	252	21	1:42.737	22.906	157	47.051	189	32.780	198	<b>257</b>
10	3:15.800	<b>22.471</b>	159	46.780	190	2:06.549		255	22	1:42.112	22.583	157	46.958	190	32.571	198	254
11	3:11.539	1:46.755	143	51.054	188	33.730	196	224	23	1:42.270	22.687	157	46.979	188	32.604	198	254
12	2:05.545	38.571	115	50.284	165	36.690	198	223	24	1:56.009	22.767	157	51.628	186	41.614		238

Lap	Time	SE1	SP1	SE2	SP2	SE3	SP3	TSP	Lap	Time	SE1	SP1	SE2	SP2	SE3	SP3	TSP
<b>44</b> Ahlin-Kottulinsky, SWE / Kaffer, DEU									<b>theoretical besttime: 1:41.658</b>								
1	2:26.970	56.655	122	54.593	180	35.722	195	231	14	3:15.516	1:53.787	150	47.988	189	33.741	196	253
2	1:45.044	23.709	151	47.988	187	33.347	196	251	15	1:45.350	23.838	150	47.608	183	33.904	196	254
3	1:42.874	22.698	152	47.157	187	33.019	197	252	16	1:44.342	23.297	152	47.692	187	33.353	196	255
4	1:54.021	22.694	155	47.024	188	44.303		254	17	1:43.679	23.114	155	47.489	188	33.076	197	254
5	8:21.443	7:00.688	153	47.696	185	33.059	194	251	18	1:43.402	23.068	155	47.302	187	33.032	196	255
6	1:42.573	22.628	154	47.040	188	32.905	195	252	19	1:43.412	22.914	156	47.449	186	33.049	197	255
7	1:42.550	22.702	155	47.051	187	32.797	194	254	20	3:01.400	22.827	155	47.506	185	1:51.067		256
8	1:48.241	22.801	156	47.326	187	38.114		254	21	3:44.928	2:20.671	140	50.927	182	33.330	194	220
9	4:42.247	3:13.598	120	52.379	183	36.270	195	225	22	1:45.376	22.824	156	47.252	185	35.300	190	255
10	1:42.477	22.892	155	46.960	188	32.625	197	254	23	1:49.327	25.853	154	49.748	186	33.726	197	255
11	1:42.513	22.674	156	<b>46.762</b>	188	33.077	192	254	24	1:43.140	22.987	157	47.172	187	32.981	196	257
12	<b>1:41.690</b>	<b>22.456</b>	156	46.794	<b>189</b>	<b>32.440</b>	<b>198</b>	255	25	1:42.765	22.888	155	47.095	187	32.782	196	255
13	1:48.143	22.855	<b>158</b>	47.264	188	38.024		<b>257</b>	26	1:42.936	22.634	155	47.335	189	32.967	194	257

Lap	Time	SE1	SP1	SE2	SP2	SE3	SP3	TSP	Lap	Time	SE1	SP1	SE2	SP2	SE3	SP3	TSP
<b>50</b> Geipel, DEU / Frey, CHE									<b>theoretical besttime: 1:40.819</b>								
1	2:15.750	44.082	115	55.681	180	35.987	190	183	15	1:42.638	22.832	157	46.935	188	32.871	197	255
2	1:45.362	23.681	156	48.383	185	33.298	197	250	16	1:58.197	27.048	141	51.040	187	40.109		203
3	1:43.153	22.988	156	47.370	189	32.795	196	254	17	6:36.938	5:09.859	130	51.580	180	35.499	193	246
4	1:55.207	22.809	156	49.569	183	42.829		255	18	1:43.124	23.350	156	47.085	188	32.689	198	254
5	4:07.583	2:47.151	154	47.327	187	33.105	195	252	19	1:41.861	22.512	157	46.999	189	32.350	200	255
6	1:42.799	22.778	156	47.236	189	32.785	196	251	20	1:41.167	22.394	159	46.742	191	<b>32.031</b>	<b>199</b>	256
7	1:42.339	22.738	155	47.036	189	32.565	197	252	21	1:45.161	22.315	158	48.217	174	34.629	198	257
8	1:42.344	22.571	156	47.216	188	32.557	196	253	22	<b>1:41.071</b>	22.331	158	<b>46.486</b>	<b>191</b>	32.254	198	256
9	1:43.173	22.704	155	47.840	188	32.629	198	253	23	2:47.948	22.365	159	46.553	190	1:39.030		256
10	1:42.111	22.664	156	46.923	187	32.524	195	254	24	2:53.400	1:34.273	156	46.883	187	32.244	196	252
11	1:47.979	22.632	156	47.031	188	38.316		253	25	1:41.236	22.474	156	46.584	189	32.178	198	255
12	4:55.403	3:17.147	141	58.016	140	40.240	196	153	26	1:41.492	22.463	156	46.516	190	32.513	198	<b>258</b>
13	1:43.402	23.091	156	47.276	187	33.035	195	254	27	1:41.137	<b>22.302</b>	<b>157</b>	46.628	190	32.207	197	255
14	1:43.015	23.057	156	47.076	189	32.882	197	254									

Lap	Time	SE1	SP1	SE2	SP2	SE3	SP3	TSP	Lap	Time	SE1	SP1	SE2	SP2	SE3	SP3	TSP
<b>55</b> Feige, DEU / Schothorst, NLD									<b>theoretical besttime: 1:41.861</b>								
1	2:54.192	1:16.834	76	59.687	173	37.671	191	186	7	1:43.053	22.932	153	47.123	187	32.998	196	255
2	1:50.409	25.613	140	50.407	183	34.389	196	242	8	1:42.633	22.698	155	47.164	188	32.771	197	258
3	4:43.605	23.878	148	48.887	186	3:30.840		251	9	1:42.237	22.784	156	46.914	188	<b>32.539</b>	<b>199</b>	255
4	37:40.008	36:12.660	126	52.066	181	35.282	195	235	10	1:43.440	<b>22.485</b>	<b>154</b>	48.189	190	32.766	196	255
5	1:43.431	23.019	154	47.479	186	32.933	195	257	11	<b>1:42.205</b>	22.596	156	47.033	187	32.576	198	257
6	1:45.227	24.012	149	47.882	186	33.333	194	254	12	1:42.262	22.567	156	<b>46.837</b>	<b>189</b>	32.858	198	<b>259</b>

Lap	Time	SE1	SP1	SE2	SP2	SE3	SP3	TSP	Lap	Time	SE1	SP1	SE2	SP2	SE3	SP3	TSP
<b>63</b> Ineichen, CHE / Engelhart, DEU									<b>theoretical besttime: 1:40.727</b>								
1	2:22.124	50.507	123	54.260	177	37.357	193	161	14	1:45.264	22.723	151	46.892	190	35.649	200	260
2	1:44.518	23.883	154	47.480	187	33.155	199	257	15	1:41.522	22.423	156	46.618	190	32.481	201	<b>263</b>
3	1:45.159	22.986	155	46.992	189	35.181	201	260	16	1:47.609	23.148	152	46.816	188	37.645		259
4	1:54.078	22.889	155	46.938	188	44.251		260	17	3:50.034	2:26.106	133	50.510	183	33.418	197	229
5	5:24.859	4:05.235	152	46.978	190	32.646	199	255	18	1:48.036	22.709	158	47.213	187	38.114		255
6	1:41.753	22.503	155	46.649	191	32.601	199	257	19	3:26.487	2:02.439	159	47.456	128	36.592	199	260
7	1:41.861	22.623	157	46.587	190	32.651	201	258	20	1:41.370	22.432	158	46.633	190	32.305	202	262
8	1:41.729	22.551	157	46.655	<b>192</b>	32.523	199	259	21	1:41.044	22.315	158	46.323	191	32.406	201	262



# ADAC GT Masters

## Sector List Free Practice 1

Provisional



Hockenheimring, Length: 4574m

Air temperature: 22.2°C

Track temperature: 23.77°C

Weather condition: Dry

**DMSB** Reg. Nr.: 289/16

Friday, September 30, 2016 11:15:00

Lap	Time	SE1	SP1	SE2	SP2	SE3	SP3	TSP	Lap	Time	SE1	SP1	SE2	SP2	SE3	SP3	TSP
9	1:46.800	22.867	157	46.522	189	37.411		260	22	1:40.804	<b>22.275</b>	<b>159</b>	46.299	192	<b>32.230</b>	<b>201</b>	263
10	3:24.440	2:04.897	148	46.974	191	32.569	197	257	23	<b>1:40.787</b>	22.305	160	<b>46.222</b>	<b>191</b>	32.260	201	263
11	1:42.022	22.749	158	46.478	190	32.795	198	260	24	1:45.828	22.307	159	46.294	191	37.227		263
12	1:47.928	22.875	158	46.724	189	38.329		262	25	5:17.724	3:57.567	159	46.729	189	33.428	201	259
13	3:28.548	2:07.336	157	46.980	189	34.232	201	260	26	1:40.947	22.403	158	46.306	191	32.238	201	262

### 66 Lindholm, DEU / Gies, DEU

theoretical besttime: 1:43.097

1	2:55.375	1:17.408	81	59.891	180	38.076	193	187	15	1:52.718	23.752	144	48.760	183	40.206		255
2	1:48.175	24.656	149	48.810	180	34.709	184	254	16	3:03.457	1:37.370	136	49.074	183	37.013	194	254
3	1:46.262	24.240	150	48.059	184	33.963	196	254	17	1:59.727	24.095	144	48.316	184	47.316	177	256
4	2:08.837	25.269	140	57.927	163	45.641		163	18	1:49.422	24.590	143	49.691	183	35.141	168	257
5	3:39.925	2:17.717	154	47.975	184	34.233	197	257	19	1:47.571	24.324	151	48.645	183	34.602	194	258
6	1:46.302	23.665	151	47.972	184	34.665	194	257	20	1:48.609	24.248	142	48.529	184	35.832	191	257
7	1:47.198	24.412	130	48.676	179	34.110	195	254	21	2:04.452	24.780	148	54.418	177	45.254		258
8	1:46.119	24.510	151	47.794	185	33.815	197	256	22	4:00.246	2:24.055	122	1:00.015	179	36.176	196	165
9	1:45.437	23.691	154	47.847	185	33.899	197	256	23	1:46.596	23.528	148	48.109	144	34.959	198	256
10	1:51.597	23.626	156	48.749	185	39.222		257	24	1:44.203	23.344	156	47.165	187	33.694	198	258
11	7:11.586	5:48.767	150	48.039	183	34.780	180	256	25	<b>1:43.127</b>	<b>22.931</b>	<b>155</b>	47.192	186	<b>33.004</b>	<b>198</b>	258
12	1:45.114	23.466	153	47.900	185	33.748	194	258	26	1:43.293	22.988	159	<b>47.162</b>	<b>187</b>	33.143	197	259
13	1:54.407	31.569	125	49.029	184	33.809	195	254	27	1:43.268	22.972	158	47.196	187	33.100	195	<b>260</b>
14	1:45.382	23.506	151	48.060	183	33.816	196	257									

### 69 Assenheimer, DEU / Schwager, DEU

theoretical besttime: 1:41.100

1	2:03.226	36.388	121	51.735	176	35.103	195	235	12	1:47.083	22.528	158	<b>46.454</b>	<b>192</b>	38.101		257
2	1:45.079	23.702	152	47.998	189	33.379	199	251	13	7:01.516	5:38.638	147	48.408	153	34.470	198	256
3	1:42.963	22.814	156	47.352	183	32.797	201	252	14	1:51.878	22.855	157	49.581	171	39.442		254
4	1:49.471	22.457	159	47.248	167	39.766		255	15	8:31.973	7:05.017	158	47.189	188	39.767		255
5	4:56.252	3:20.183	150	50.592	96	45.477	198	251	16	8:20.916	7:00.971	154	47.271	189	32.674	201	254
6	1:48.758	22.725	156	48.183	135	37.850	201	255	17	1:41.706	22.453	158	46.505	191	32.748	201	257
7	1:42.523	22.846	<b>160</b>	46.951	191	32.726	202	255	18	1:41.994	22.689	156	46.726	191	32.579	199	258
8	1:42.215	22.624	158	46.636	<b>193</b>	32.955	199	257	19	1:41.606	22.485	158	46.568	190	32.553	202	258
9	1:48.108	22.787	158	47.673	190	37.648		257	20	<b>1:41.394</b>	22.421	157	46.627	192	<b>32.346</b>	<b>201</b>	260
10	3:35.426	2:06.984	126	54.109	176	34.333	197	205	21	1:41.571	<b>22.300</b>	<b>158</b>	46.560	191	32.711	202	<b>260</b>
11	1:42.618	22.984	158	46.660	192	32.974	<b>202</b>	256									

### 77 Gounon, FRA / Keilwitz, DEU

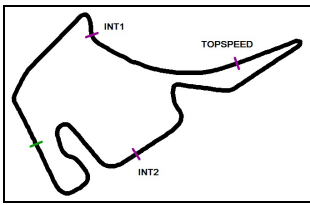
theoretical besttime: 1:40.884

1	3:13.421	1:44.101	142	51.841	181	37.479	201	237	13	1:41.942	22.426	160	46.607	193	32.909	201	260
2	1:41.915	22.808	160	46.608	<b>194</b>	32.499	206	255	14	1:42.216	22.786	157	46.686	190	32.744	201	260
3	1:49.998	22.660	161	46.654	188	40.684		254	15	1:42.042	22.786	158	46.575	190	32.681	198	261
4	4:51.720	3:32.777	161	46.511	192	32.432	202	256	16	1:46.797	22.571	158	46.772	192	37.454		259
5	1:41.573	22.539	158	46.614	193	32.420	202	256	17	3:54.017	2:34.325	160	46.685	188	33.007	198	259
6	1:41.364	22.224	161	46.498	192	32.642	200	258	18	1:42.770	22.845	158	46.873	188	33.052	199	<b>262</b>
7	1:41.712	22.617	161	46.481	189	32.614	204	259	19	1:49.664	24.032	156	47.474		38.158		258
8	3:03.769	22.514	160	46.683	188	1:54.572		257	20	3:57.742	2:31.513	135	51.623	179	34.606	204	246
9	3:49.252	2:29.970	160	46.688	192	32.594		258	21	1:41.800	22.703	160	46.722	190	32.375	203	258
10	1:41.727	22.576	160	46.521	193	32.630	205	256	22	1:41.216	22.383	160	46.480	192	32.353	207	258
11	1:46.757	22.655	160	46.688	190	37.414		258	23	<b>1:40.884</b>	<b>22.188</b>	<b>160</b>	<b>46.404</b>	<b>193</b>	<b>32.292</b>	<b>206</b>	262
12	7:10.227	5:50.103	161	47.012	191	33.112	204	258	24	1:46.042	22.614	163	46.436	189	36.992		262

### 99 Renauer, DEU / Ragginger, AUT

theoretical besttime: 1:40.512

1	4:40.422	3:08.716	146	50.739	170	40.967		224	15	4:51.331	3:29.773	157	48.686	189	32.872	201	258
2	3:11.000	1:39.566	159	52.420	187	39.014		155	16	1:43.740	22.680	160	48.448	191	32.612	202	260
3	4:15.616	2:52.465	160	48.647	178	34.504	201	257	17	1:41.517	22.479	160	46.514	190	32.524	201	264
4	1:41.578	22.606	159	46.358	190	32.614	201	258	18	1:41.010	22.494	161	46.284	192	32.232	201	262
5	1:41.338	22.477	160	46.237	191	32.624	201	260	19	1:41.056	22.444	160	46.255	192	32.357	202	263
6	1:47.953	24.567	146	50.773	190	32.613	201	216	20	1:42.225	23.376	160	46.401	191	32.448	201	263
7	1:40.932	22.396	161	46.271	192	32.265	<b>203</b>	259	21	1:41.615	22.551	157	46.357	192	32.707	202	262
8	1:45.643	22.464	160	46.404	192	36.775	202	260	22	1:41.548	22.364	156	46.597	193	32.587	201	262
9	1:41.103	22.496	159	46.409	192	32.198	202	259	23	1:42.209	22.522	161	46.923	191	32.764	202	264
10	1:46.654	22.429	160	46.417	191	37.808		259	24	1:40.980	22.352	158	46.212	193	32.416	201	262
11	5:13.408	3:47.976	160	49.284	147	36.148	202	253	25	1:41.924	22.570	158	46.944	192	32.410	202	263
12	<b>1:40.678</b>	22.409	159	46.108	191	<b>32.161</b>	202	260	26	1:41.307	<b>22.340</b>	<b>159</b>	46.392	192	32.575	202	<b>264</b>
13	1:40.860	22.454	161	<b>46.011</b>	192	32.395	200	261	27	1:46.773	22.589	159	46.326	192	37.858		264



# ADAC GT Masters

## Sector List Free Practice 1

Provisional



Hockenheimring, Length: 4574m

Air temperature: 22.2°C

Track temperature: 23.77°C

Weather condition: Dry

**DMSB** Reg. Nr.: 289/16

Friday, September 30, 2016 11:15:00

Lap	Time	SE1	SP1	SE2	SP2	SE3	SP3	TSP	Lap	Time	SE1	SP1	SE2	SP2	SE3	SP3	TSP
14	2:40.786	22.636	<b>161</b>	46.082	191	1:32.068		261									