

ADAC Formel 4

Result List Free Practice 1



Provisional

Reg. Nr.: 288/16



Hockenheimring, Length: 4574m

Air temperature: 17.97°C

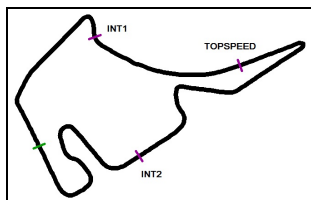
Track temperature: 18.19°C

Weather condition: Dry

Friday, September 30, 2016 9:05:00

started : 38 classified : 38 not classified : 0

Nr.	Drivers	Team	Lap	Best Time	Gap	Diff	Kph	Day Time
Cl.	Car	Competitor						
1	81 N.Nielsen(DNK) R ADAC Formel 4 powered by Abarth	(T) Neuhauser Racing(AUT) Neuhauser Racing	14	1:40.595			163.6	9:31:43
2	96 J.Mawson(DEU) ADAC Formel 4 powered by Abarth	(T) Van Amersfoort Racing(NLD) Van Amersfoort Racing	8	1:40.799	0.204	0.204	163.3	9:20:47
3	6 M.Ortmann(DEU) ADAC Formel 4 powered by Abarth	(T) ADAC Berlin-Brandenburg e.V.(DEU) ADAC Berlin-Brandenburg e.V.	10	1:40.837	0.242	0.038	163.2	9:28:17
4	66 S.Laaksonen(FIN) ADAC Formel 4 powered by Abarth	(T) Motopark(DEU) Motopark	9	1:40.988	0.393	0.151	163.0	9:20:50
5	15 M.Waldherr(DEU) ADAC Formel 4 powered by Abarth	(T) Motopark(DEU) Motopark	13	1:41.092	0.497	0.104	162.8	9:30:57
6	2 J.Fittje(DEU) ADAC Formel 4 powered by Abarth	(T) US Racing(DEU) US Racing	14	1:41.169	0.574	0.077	162.7	9:31:41
7	25 M.Müller-Crepon(CHE) ADAC Formel 4 powered by Abarth	Van Amersfoort Racing(NLD) Van Amersfoort Racing	9	1:41.180	0.585	0.011	162.7	9:21:58
8	5 L.Zendeli(DEU) R ADAC Formel 4 powered by Abarth	(T) ADAC Berlin-Brandenburg e.V.(DEU) ADAC Berlin-Brandenburg e.V.	12	1:41.186	0.591	0.006	162.7	9:30:34
9	27 L.Gachot(GBR) ADAC Formel 4 powered by Abarth	US Racing(DEU) US Racing	14	1:41.189	0.594	0.003	162.7	9:29:28
10	29 M.Schumacher(DEU) ADAC Formel 4 powered by Abarth	(T) Prema Powerteam(ITA) Prema Powerteam	5	1:41.245	0.650	0.056	162.6	9:15:09
11	28 K.Schramm(DEU) ADAC Formel 4 powered by Abarth	(T) US Racing(DEU) US Racing	6	1:41.289	0.694	0.044	162.5	9:15:31
12	44 J.Vips(ITA) R ADAC Formel 4 powered by Abarth	(T) Prema Powerteam(ITA) Prema Powerteam	13	1:41.352	0.757	0.063	162.4	9:30:06
13	80 F.Drugovich(AUT) R ADAC Formel 4 powered by Abarth	(T) Neuhauser Racing(AUT) Neuhauser Racing	12	1:41.363	0.768	0.011	162.4	9:28:26
14	35 K.Laliberte(FRA) ADAC Formel 4 powered by Abarth	(T) Van Amersfoort Racing(NLD) Van Amersfoort Racing	6	1:41.385	0.790	0.022	162.4	9:15:42
15	75 J.Esmeijer(NLD) ADAC Formel 4 powered by Abarth	(T) Team Timo Scheider GmbH(DEU) Team Timo Scheider GmbH	13	1:41.415	0.820	0.030	162.3	9:28:34
16	77 J.van Uiter(NLD) ADAC Formel 4 powered by Abarth	(T) Jenzer Motorsport(CHE) Jenzer Motorsport	10	1:41.454	0.859	0.039	162.3	9:23:20
17	40 L.Hoogenboom(NLD) R ADAC Formel 4 powered by Abarth	Van Amersfoort Racing(NLD) Van Amersfoort Racing	8	1:41.458	0.863	0.004	162.2	9:20:33
18	20 K.Kratz(DEU) ADAC Formel 4 powered by Abarth	Jenzer Motorsport(CHE) Jenzer Motorsport	7	1:41.478	0.883	0.020	162.2	9:20:38
19	8 L.Engstler(DEU) ADAC Formel 4 powered by Abarth	(T) Liqui Moly Team Engstler(DEU) Liqui Moly Team Engstler	12	1:41.574	0.979	0.096	162.1	9:28:19
20	68 J.Correa(ITA) R ADAC Formel 4 powered by Abarth	Prema Powerteam(ITA) Prema Powerteam	14	1:41.595	1.000	0.021	162.0	9:31:25
21	99 S.Flörsch(DEU) ADAC Formel 4 powered by Abarth	Motopark(DEU) Motopark	14	1:41.659	1.064	0.064	161.9	9:31:26
22	14 T.Preining(AUT) ADAC Formel 4 powered by Abarth	(T) Lechner Racing(AUT) Lechner Racing	10	1:41.675	1.080	0.016	161.9	9:25:23
23	33 J.Aberdein(ZAF) R ADAC Formel 4 powered by Abarth	Motopark(DEU) Motopark	8	1:41.694	1.099	0.019	161.9	9:19:10
24	13 Y.Brandt(DEU) R ADAC Formel 4 powered by Abarth	(T) Lechner Racing(AUT) Lechner Racing	13	1:41.715	1.120	0.021	161.8	9:29:51
25	19 F.Scherer(CHE) R ADAC Formel 4 powered by Abarth	(T) Jenzer Motorsport(CHE) Jenzer Motorsport	12	1:41.777	1.182	0.062	161.7	9:29:35
26	7 O.Söderström(SWE) ADAC Formel 4 powered by Abarth	ADAC Berlin-Brandenburg e.V.(DEU) ADAC Berlin-Brandenburg e.V.	14	1:41.792	1.197	0.015	161.7	9:30:55



ADAC Formel 4

Result List Free Practice 1



Provisional

Reg. Nr.: 288/16

Friday, September 30, 2016 9:05:00



Hockenheimring, Length: 4574m

Air temperature: 17.97°C

Track temperature: 18.19°C

Weather condition: Dry

started : 38 classified : 38 not classified : 0

Nr.	Drivers	Team	Lap	Best Time	Gap	Diff	Kph	Day Time
Cl.	Car	Competitor						
27	17 D.Ciantini(CHE) R ADAC Formel 4 powered by Abarth	Jenzer Motorsport(CHE) Jenzer Motorsport	12	1:41.864	1.269	0.072	161.6	9:29:00
28	9 R.Feller(CHE) R ADAC Formel 4 powered by Abarth	ADAC Berlin-Brandenburg e.V.(DEU) ADAC Berlin-Brandenburg e.V.	10	1:41.940	1.345	0.076	161.5	9:24:35
29	45 T.Wolf(DEU) ADAC Formel 4 powered by Abarth	(T) KUG-Motorsport(DEU) KUG-Motorsport	13	1:41.967	1.372	0.027	161.4	9:29:46
30	10 A.Estner(DEU) R ADAC Formel 4 powered by Abarth	(T) RS Competition(DNK) RS Competition	9	1:42.180	1.585	0.213	161.1	9:21:11
31	23 J.Hanses(DEU) R ADAC Formel 4 powered by Abarth	(T) Team Timo Scheider GmbH(DEU) Team Timo Scheider GmbH	13	1:42.221	1.626	0.041	161.0	9:30:19
32	69 G.Bianchi(CHE) R ADAC Formel 4 powered by Abarth	Jenzer Motorsport(CHE) Jenzer Motorsport	9	1:42.326	1.731	0.105	160.9	9:24:16
33	3 C.Schreiner(DEU) ADAC Formel 4 powered by Abarth	US Racing(DEU) US Racing	13	1:42.401	1.806	0.075	160.8	9:28:07
34	90 C.Piro(DEU) ADAC Formel 4 powered by Abarth	(T) Team Piro Sport Interdental(DEU) Team Piro Sport Interdental	10	1:42.655	2.060	0.254	160.4	9:22:54
35	24 R.Brezina(DEU) ADAC Formel 4 powered by Abarth	(T) Rennsport Rössler(DEU) Rennsport Rössler	7	1:42.737	2.142	0.082	160.2	9:19:59
36	79 J.Love(AUS) ADAC Formel 4 powered by Abarth	(T) SMC Schwärzler Motorsport Concepts(DEU) SMC Schwärzler Motorsport Concepts	7	1:42.865	2.270	0.128	160.0	9:17:51
37	21 M.Halder(DEU) ADAC Formel 4 powered by Abarth	(T) Liqui Moly Team Engstler(DEU) Liqui Moly Team Engstler	12	1:43.112	2.517	0.247	159.6	9:30:09
38	55 M.Niederhauser(CHE) ADAC Formel 4 powered by Abarth	Lechner Racing(AUT) Lechner Racing	12	1:43.212	2.617	0.100	159.5	9:30:48

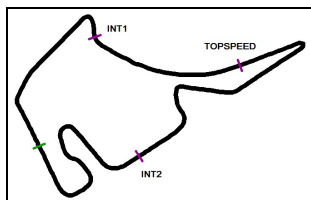
T = nominated for the team classification

Subject to final scrutineering!

Publications Time:

Clerk of the course:

Time Keeping:



ADAC Formel 4

Sector List Free Practice 1



Provisional

Reg. Nr.: 288/16

Friday, September 30, 2016 9:05:00



Hockenheimring, Length: 4574m

Air temperature: 17.97°C

Track temperature: 18.19°C

Weather condition: Dry

Lap	Time	SE1	SP1	SE2	SP2	SE3	SP3	TSP	Lap	Time	SE1	SP1	SE2	SP2	SE3	SP3	TSP
2 Fittje, DEU									theoretical besttime: 1:41.011								
1	1:59.537	31.829	145	53.313	172	34.395	186	204	8	1:48.765	22.263	150	48.338	181	38.164		223
2	1:44.052	23.268	149	49.062	181	31.722	187	219	9	4:04.402	2:33.836	117	58.495	173	32.071	188	172
3	1:42.736	22.721	149	48.513	181	31.502	189	220	10	1:42.420	22.149	151	48.541	182	31.730	188	222
4	1:45.210	22.324	150	49.817	146	33.069	188	222	11	1:41.430	22.031	149	48.342	183	31.057	188	222
5	1:41.819	22.194	150	48.384	183	31.241	188	222	12	1:41.213	22.095	150	48.134	183	30.984	189	222
6	1:41.452	22.072	150	48.228	183	31.152	189	221	13	1:45.515	21.923	150	50.188	149	33.404	187	222
7	1:41.245	21.950	150	48.176	184	31.119	188	223	14	1:41.169	22.081	148	48.118	183	30.970	189	222

3 Schreiner, DEU									theoretical besttime: 1:42.198								
1	2:14.834	41.806	140	56.638	152	36.390	182	168	9	1:43.094	22.653	151	48.583	182	31.858	186	220
2	1:48.426	25.563	146	50.236	178	32.627	185	216	10	1:43.217	22.813	151	48.558	182	31.846	187	220
3	1:43.956	22.990	151	48.871	181	32.095	185	219	11	1:42.722	22.512	151	48.544	182	31.666	187	221
4	1:43.102	22.621	151	48.640	182	31.841	185	220	12	1:42.517	22.437	151	48.494	182	31.586	187	222
5	1:45.973	24.413	149	49.088	180	32.472	187	220	13	1:42.401	22.358	150	48.410	183	31.633	186	222
6	1:47.130	22.656	151	48.677	182	35.797	185	220	14	1:42.412	22.483	151	48.417	183	31.512	187	222
7	1:46.404	25.233	145	48.935	181	32.236	187	221	15	1:42.498	22.424	151	48.328	182	31.746	179	222
8	1:43.336	22.763	151	48.708	182	31.865	186	221									

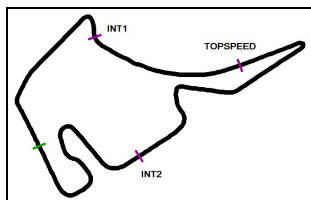
5 Zendeli, DEU									theoretical besttime: 1:41.022								
1	3:46.803	2:15.671	136	53.218	176	37.914	181	188	7	1:48.337	21.991	149	48.090	184	38.256		225
2	1:44.547	23.031	148	49.913	183	31.603	188	221	8	3:45.233	2:24.100	146	49.810	182	31.323	187	211
3	2:23.951	23.803	139	1:02.321		57.827	170	222	9	1:41.234	22.101	149	47.974	184	31.159	188	223
4	1:52.278	29.053	117	51.245	181	31.980	187	219	10	1:44.543	22.263	150	50.904	183	31.376	188	224
5	1:42.671	22.608	151	48.817	181	31.246	189	223	11	1:41.313	22.169	150	47.975	183	31.169	189	223
6	1:41.238	22.119	149	47.954	183	31.165	188	224	12	1:41.186	21.952	150	47.911	184	31.323	188	225

6 Ortmann, DEU									theoretical besttime: 1:40.736								
1	5:33.669	4:11.270	141	50.393	176	32.006	187	218	7	2:30.382	22.004	150	47.919	182	1:20.459		224
2	1:43.449	22.483	148	49.528	181	31.438	189	225	8	3:21.630	1:44.172	148	54.023	107	43.435	187	226
3	1:41.883	22.129	149	48.206	183	31.548	187	227	9	1:41.377	22.295	150	47.993	183	31.089	189	223
4	1:41.241	22.014	150	48.130	184	31.097	189	223	10	1:40.837	22.045	150	47.882	183	30.910	187	222
5	1:41.141	22.022	150	48.070	182	31.049	189	222	11	1:40.897	22.076	150	47.871	183	30.950	188	223
6	1:41.108	21.966	149	48.110	184	31.032	188	224	12	1:41.090	21.955	150	47.948	184	31.187	187	224

7 Söderström, SWE									theoretical besttime: 1:41.724								
1	3:38.579	2:13.453	141	51.505	174	33.621	186	209	8	1:42.093	22.306	149	48.368	182	31.419	186	222
2	1:45.136	23.041	149	48.825	180	33.270	185	221	9	1:42.925	22.432	150	48.944	181	31.549	187	222
3	1:43.142	22.675	149	48.706	181	31.761	186	220	10	1:41.921	22.299	149	48.307	182	31.315	186	221
4	1:43.683	22.561	150	49.341	179	31.781	187	221	11	1:42.097	22.406	150	48.375	183	31.316	186	222
5	1:42.870	22.467	150	48.448	183	31.955	187	223	12	1:41.932	22.277	150	48.259	183	31.396	187	222
6	1:44.629	22.994	143	50.038	183	31.597	187	213	13	1:41.913	22.324	149	48.212	182	31.377	187	221
7	1:42.125	22.427	150	48.256	182	31.442	187	222	14	1:41.792	22.262	150	48.147	183	31.383	185	222

8 Engstler, DEU									theoretical besttime: 1:41.553								
1	2:17.127	52.508	144	51.306	177	33.313	180	210	8	3:47.442	2:26.960	147	48.843	181	31.639	185	220
2	1:46.759	24.507	139	49.841	180	32.411	186	216	9	1:42.704	22.587	149	48.615	178	31.502	188	221
3	1:44.030	22.989	149	49.218	180	31.823	185	223	10	1:42.223	22.268	149	48.469	182	31.486	185	224
4	1:42.690	22.495	149	48.589	180	31.606	185	223	11	1:41.986	22.411	148	48.219	183	31.356	186	224
5	1:42.687	22.572	147	48.562	183	31.553	186	221	12	1:41.574	22.183	150	48.240	182	31.151	187	224
6	1:42.454	22.521	148	48.558	182	31.375	185	229	13	1:49.388	22.201	149	49.064	170	38.123		223
7	1:46.996	22.302	148	48.700	180	35.994		220									

9 Feller, CHE									theoretical besttime: 1:41.916								
1	3:30.347	2:04.374	144	53.175	177	32.798	180	201	8	1:42.713	22.612	150	48.574	182	31.527	186	221
2	1:50.422	23.425	149	49.358	180	37.639		216	9	1:42.509	22.485	149	48.443	182	31.581	187	221
3	2:15.823	54.283	149	49.666	181	31.874	188	220	10	1:41.940	22.382	151	48.225	183	31.333	187	222
4	1:43.049	22.743	149	48.633	182	31.673	187	221	11	1:42.018	22.358	150	48.296	183	31.364	188	223
5	1:43.001	22.423	150	48.532	181	32.046	188	224	12	1:42.459	22.466	150	48.373	182	31.620	187	221
6	1:42.349	22.459	150	48.344	183	31.546	188	224	13	1:42.227	22.428	150	48.306	183	31.493	186	222



ADAC Formel 4

Sector List Free Practice 1



Provisional

Reg. Nr.: 288/16

Friday, September 30, 2016 9:05:00



Hockenheimring, Length: 4574m

Air temperature: 17.97°C

Track temperature: 18.19°C

Weather condition: Dry

Lap	Time	SE1	SP1	SE2	SP2	SE3	SP3	TSP	Lap	Time	SE1	SP1	SE2	SP2	SE3	SP3	TSP
7	1:42.245	22.387	149	48.392	180	31.466	187	225	14	1:47.276	22.459	150	48.353	183	36.464	222	

10 Estner, DEU

theoretical besttime: 1:41.960

1	2:16.344	40.649	123	58.545	166	37.150	183	175	8	1:42.312	22.358	150	48.289	182	31.665	190	224
2	1:51.010	25.479	136	52.739	172	32.792	183	193	9	1:42.180	22.311	151	48.103	182	31.766	189	227
3	1:47.331	23.096	148	51.212	141	33.023	189	197	10	1:50.575	22.711	149	51.136	181	36.728	227	227
4	1:43.444	22.612	149	48.737	181	32.095	190	222	11	4:40.379	3:18.853	147	49.363	177	32.163	188	218
5	1:42.533	22.444	148	48.346	182	31.743	190	224	12	1:45.297	24.091	149	49.171	182	32.035	189	224
6	1:42.870	22.493	151	48.323	185	32.054	191	225	13	1:42.844	22.564	153	48.600	180	31.680	189	222
7	1:42.916	23.103	150	48.267	182	31.546	190	226									

13 Brandt, DEU

theoretical besttime: 1:41.584

1	2:15.705	50.234	144	51.157	177	34.314	184	211	8	1:41.901	22.258	147	48.426	181	31.217	187	221
2	1:45.563	23.509	147	50.015	177	32.039	187	218	9	1:49.214	22.257	148	48.583	180	38.374	221	221
3	1:43.642	22.588	147	49.136	180	31.918	183	218	10	3:38.722	2:18.356	150	48.801	182	31.565	186	220
4	1:43.145	22.474	146	49.027	181	31.644	185	223	11	1:42.318	22.318	150	48.628	182	31.372	187	222
5	1:42.597	22.387	147	48.865	180	31.345	185	219	12	1:41.928	22.214	149	48.361	182	31.353	186	221
6	1:41.988	22.243	148	48.515	181	31.230	184	221	13	1:41.715	22.146	151	48.283	182	31.286	188	224
7	1:41.929	22.084	149	48.549	180	31.296	187	221	14	1:41.848	22.261	150	48.311	183	31.276	188	225

14 Preining, AUT

theoretical besttime: 1:41.481

1	2:35.442	1:07.435	146	55.567	163	32.440	184	177	8	3:49.980	2:30.295	149	48.417	182	31.268	188	223
2	1:43.389	22.682	148	49.024	180	31.683	186	219	9	1:41.774	22.306	147	48.235	182	31.233	187	221
3	1:51.271	22.424	148	56.342	136	32.505	186	225	10	1:41.675	22.231	148	48.223	181	31.221	187	223
4	1:42.377	22.381	146	48.612	181	31.384	186	220	11	1:42.758	23.012	147	48.506	182	31.240	187	221
5	1:41.868	22.191	148	48.434	182	31.243	188	222	12	1:42.676	22.114	148	48.146	182	32.416	183	222
6	1:45.953	22.281	148	48.293	182	35.379	187	225	13	1:46.246	24.199	148	48.933	178	33.114	185	213
7	1:48.700	22.158	147	49.358	177	37.184	223										

15 Waldherr, DEU

theoretical besttime: 1:40.968

1	2:50.134	1:20.834	138	55.688	174	33.612	185	154	8	1:48.036	22.692	149	48.513	182	36.831	219	219
2	1:43.500	22.791	151	48.859	182	31.850	186	218	9	4:02.535	2:42.396	148	48.835	182	31.304	187	219
3	1:42.786	22.386	150	48.948	182	31.452	188	220	10	1:41.323	22.051	150	48.266	183	31.006	188	221
4	1:41.961	22.244	150	48.451	182	31.266	189	220	11	1:41.570	21.914	151	48.419	182	31.237	188	220
5	1:45.666	22.581	147	51.795	182	31.290	187	189	12	1:41.240	21.891	150	48.357	181	30.992	188	225
6	1:41.471	22.002	151	48.279	183	31.190	189	221	13	1:41.092	22.015	151	48.112	182	30.965	188	222
7	1:55.319	25.238	136	54.618	97	35.463	188	218									

17 Ciantini, CHE

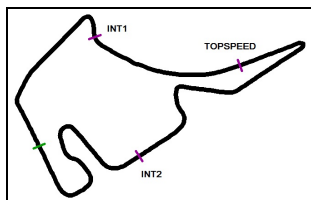
theoretical besttime: 1:41.788

1	2:32.858	1:08.220	144	51.803	171	32.835	181	203	8	1:42.446	22.429	149	48.468	180	31.549	186	218
2	1:45.186	23.153	148	50.112	177	31.921	185	212	9	1:42.449	22.341	148	48.729	181	31.379	186	222
3	1:49.402	22.674	148	54.608	175	32.120	186	225	10	1:49.878	22.264	149	48.634	181	38.980	223	223
4	1:48.162	22.607	148	51.492	149	34.063	186	220	11	3:55.605	2:33.774	146	48.817	182	33.014	186	221
5	1:46.931	23.732	148	51.592	180	31.607	187	219	12	1:41.864	22.124	148	48.544	183	31.196	187	223
6	1:42.452	22.348	149	48.659	180	31.445	186	222	13	1:42.202	22.281	149	48.714	180	31.207	186	223
7	1:42.726	22.498	150	48.777	180	31.451	185	226									

19 Scherer, CHE

theoretical besttime: 1:41.624

1	2:28.103	59.259	139	52.785	156	36.059	184	207	8	4:45.782	3:25.075	147	49.219	180	31.488	185	217
2	1:47.456	23.224	148	49.853	176	34.379	184	216	9	1:42.170	22.388	149	48.537	182	31.245	185	219
3	1:43.649	22.552	148	49.415	177	31.682	187	217	10	1:42.004	22.154	148	48.418	181	31.432	185	221
4	1:42.565	22.536	148	48.631	180	31.398	186	219	11	1:42.116	22.377	150	48.449	182	31.290	187	220
5	1:41.884	22.257	148	48.376	180	31.251	186	219	12	1:41.777	22.192	149	48.362	181	31.223	186	220
6	1:41.919	22.162	149	48.336	183	31.421	187	221	13	1:41.797	22.206	150	48.247	182	31.344	187	221
7	1:55.373	22.453	150	54.710	180	38.210	222										



ADAC Formel 4

Sector List Free Practice 1



Provisional

Reg. Nr.: 288/16

Friday, September 30, 2016 9:05:00



Hockenheimring, Length: 4574m

Air temperature: 17.97°C

Track temperature: 18.19°C

Weather condition: Dry

Lap	Time	SE1	SP1	SE2	SP2	SE3	SP3	TSP	Lap	Time	SE1	SP1	SE2	SP2	SE3	SP3	TSP
20	Kratz, DEU								theoretical besttime: 1:41.299								
1	2:55.053	1:26.589	141	52.634	174	35.830	185	192	8	1:51.721	22.920	149	55.085	169	33.716	189	191
2	1:44.891	23.535	147	49.732	179	31.624	186	216	9	1:44.424	22.167	150	48.468	182	33.789	186	224
3	1:48.300	22.399	148	48.728	181	37.173		219	10	1:42.318	22.058	150	48.841	182	31.419	186	223
4	4:04.301	2:42.648	148	49.856	181	31.797	185	196	11	1:42.975	22.331	150	48.918	181	31.726	188	221
5	1:42.154	22.278	149	48.486	183	31.390	188	221	12	1:42.033	22.165	147	48.392	181	31.476	186	222
6	1:42.052	22.183	149	48.590	181	31.279	187	219	13	2:37.272	22.327	151	48.167	181	1:26.778		222
7	1:41.478	21.965	150	48.346	181	31.167	187	218									

21	Halder, DEU								theoretical besttime: 1:42.834								
1	2:29.983	1:02.087	138	53.227	170	34.669	179	201	7	1:50.893	22.785	149	49.856	179	38.252		218
2	1:47.195	24.130	145	50.185	176	32.880	184	216	8	5:06.515	3:45.196	148	49.254	180	32.065	185	217
3	1:45.533	23.142	148	50.096	179	32.295	186	219	9	1:43.505	22.704	148	48.944	180	31.857	183	218
4	1:44.307	22.869	147	49.339	180	32.099	184	217	10	1:43.785	22.826	149	48.856	180	32.103	183	224
5	1:45.758	22.831	150	50.775	177	32.152	182	217	11	1:43.274	22.842	150	48.630	181	31.802	183	227
6	1:44.649	22.879	149	49.757	181	32.013	185	218	12	1:43.112	22.543	149	48.908	181	31.661	184	219

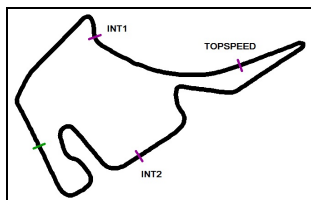
23	Hanses, DEU								theoretical besttime: 1:42.033								
1	2:10.028	43.200	142	53.131	171	33.697	184	214	8	1:44.392	23.267	149	49.309	181	31.816	187	221
2	1:47.010	23.996	146	50.596	177	32.418	185	204	9	1:42.462	22.411	150	48.657	182	31.394	187	221
3	1:46.869	24.356	149	50.014	177	32.499	185	221	10	1:42.380	22.367	150	48.665	180	31.348	186	221
4	1:45.108	22.903	147	50.254		31.951	184	220	11	1:44.178	22.234	151	49.451	181	32.493	188	221
5	1:43.775	22.808	148	49.033	181	31.934	184	221	12	1:42.259	22.309	149	48.451	181	31.499	185	220
6	1:49.092	22.660	148	49.548	180	36.884		219	13	1:42.221	22.308	149	48.553	181	31.360	187	222
7	3:58.704	2:29.014	122	54.219	152	35.471	185	195									

24	Brezina, DEU								theoretical besttime: 1:42.690								
1	2:36.726	1:10.423	139	53.704	172	32.599	187	169	7	1:42.737	22.462	147	48.656	181	31.619	189	221
2	2:00.894	24.542	130	57.043	169	39.309		159	8	2:28.083	22.492	146	48.939	180	1:16.652		220
3	3:27.562	2:05.690	147	50.089	180	31.783	189	218	9	3:04.374	1:43.187	145	49.383	180	31.804	187	213
4	1:44.253	22.615	147	49.732	181	31.906	189	222	10	1:44.829	22.499	147	50.409	175	31.921	188	221
5	1:43.583	22.630	146	49.268	181	31.685	188	220	11	1:43.383	22.554	146	49.218	180	31.611	187	221
6	1:43.063	22.423	147	49.018	181	31.622	189	222	12	1:43.410	22.447	147	49.346	181	31.617	188	221

25	Müller-Crepon, CHE								theoretical besttime: 1:41.130								
1	2:11.234	42.078	146	51.216	177	37.940		200	7	1:41.426	22.024	149	48.321	182	31.081	187	221
2	2:54.160	1:32.424	147	49.956	180	31.780	185	211	8	1:41.371	22.006	148	48.323	181	31.042	187	221
3	1:43.068	22.463	148	49.195	181	31.410	186	219	9	1:41.180	21.869	150	48.283	181	31.028	187	221
4	1:42.373	22.391	148	48.728	181	31.254	187	219	10	1:41.454	22.007	149	48.336	181	31.111	187	220
5	1:41.788	22.008	149	48.629	181	31.151	186	220	11	1:41.352	21.928	149	48.365	182	31.059	186	221
6	1:41.381	22.110	150	48.233	181	31.038	187	220	12	2:33.606	22.029	150	48.632	182	1:22.945		221

27	Gachot, GBR								theoretical besttime: 1:41.006								
1	1:48.628	25.539	146	50.504	175	32.585	184	209	9	1:41.273	22.129	151	48.082	183	31.062	187	221
2	1:43.582	22.925	149	48.870	181	31.787	186	218	10	2:12.737	22.227	151	1:07.492	98	43.018	187	124
3	1:45.857	24.684	138	49.505	181	31.668	186	216	11	1:41.952	22.185	150	48.614	183	31.153	189	223
4	1:42.564	22.508	149	48.552	182	31.504	187	219	12	1:41.773	22.177	151	48.236	184	31.360	187	225
5	1:42.077	22.270	150	48.417	183	31.390	186	219	13	1:41.313	22.219	151	47.981	182	31.113	189	223
6	1:41.984	22.389	151	48.308	183	31.287	187	220	14	1:41.189	22.140	152	47.815	184	31.234	186	224
7	1:41.594	22.277	151	48.188	182	31.129	188	220	15	1:42.883	23.812	152	47.998	183	31.073	190	223
8	1:41.450	22.195	151	48.086	183	31.169	188	220									

28	Schramm, DEU								theoretical besttime: 1:41.176								
1	1:54.022	30.628	148	50.216	167	33.178	186	217	8	5:16.614	3:44.393	148	51.743	146	40.478	189	221
2	1:43.530	23.089	151	48.840	181	31.601	188	220	9	1:43.924	22.324	151	48.036	184	33.564	188	223
3	1:47.646	22.476	152	48.527	183	36.643	188	227	10	1:41.564	22.349	152	48.079	183	31.136	188	222
4	1:42.026	22.598	151	48.196	183	31.232	189	221	11	1:41.436	22.345	152	47.955	184	31.136	190	223
5	1:42.223	22.661	151	48.345	183	31.217	188	226	12	1:42.447	22.770	152	48.470	183	31.207	188	223
6	1:41.289	22.175	152	47.978	184	31.136	187	223	13	1:41.361	22.190	151	48.123	183	31.048	189	223
7	1:47.787	22.231	153	47.953	183	37.603		223									



ADAC Formel 4

Sector List Free Practice 1



Provisional

Reg. Nr.: 288/16

Friday, September 30, 2016 9:05:00



Hockenheimring, Length: 4574m

Air temperature: 17.97°C

Track temperature: 18.19°C

Weather condition: Dry

Lap	Time	SE1	SP1	SE2	SP2	SE3	SP3	TSP	Lap	Time	SE1	SP1	SE2	SP2	SE3	SP3	TSP
-----	------	-----	-----	-----	-----	-----	-----	-----	-----	------	-----	-----	-----	-----	-----	-----	-----

29 Schumacher, DEU

theoretical besttime: 1:40.972

1	3:18.197	1:39.576	146	59.956	115	38.665	180	212	8	1:41.294	22.001	149	48.236	182	31.057	187	221
2	1:44.318	22.838	143	49.784	180	31.696	186	219	9	1:46.279	21.950	149	48.541	182	35.788		220
3	1:43.774	22.200	150	50.351	181	31.223	187	219	10	3:41.667	2:14.673	131	55.779	182	31.215	187	191
4	1:41.693	22.023	149	48.607	180	31.063	188	219	11	1:41.724	22.039	150	48.341	181	31.344	187	222
5	1:41.245	21.989	150	48.331	182	30.925	189	219	12	1:41.375	21.989	150	48.244	183	31.142	189	221
6	1:41.538	22.099	149	48.367	182	31.072	187	220	13	1:41.659	22.513	152	48.097	181	31.049	189	222
7	1:41.644	22.207	150	48.384	182	31.053	187	219									

33 Aberdein, ZAF

theoretical besttime: 1:41.694

1	2:09.415	44.238	145	51.491	173	33.686	185	216	8	1:41.694	22.071	151	48.294	182	31.329	188	222
2	1:45.178	23.528	149	49.624	179	32.026	187	213	9	1:44.566	23.992	150	48.819	181	31.755	185	219
3	1:42.905	22.458	150	48.884	180	31.563	187	218	10	1:42.211	22.223	149	48.511	181	31.477	187	219
4	1:42.653	22.347	151	48.859	181	31.447	188	217	11	1:46.202	25.341	144	49.246	180	31.615	186	217
5	1:42.219	22.209	150	48.527	183	31.483	188	221	12	1:49.580	22.292	149	48.522	181	38.766		221
6	1:43.056	22.153	151	48.891	166	32.012	188	219	13	3:33.631	2:05.122	148	49.315	178	39.194		219
7	1:42.892	22.132	150	49.243	181	31.517	188	222									

35 Laliberte, FRA

theoretical besttime: 1:41.201

1	2:08.464	42.392	144	51.751	176	34.321	179	196	8	1:42.990	22.073	150	48.694	158	32.223	186	221
2	1:43.650	23.072	148	49.098	181	31.480	188	216	9	1:41.514	22.123	150	48.339	183	31.052	188	224
3	1:42.322	22.231	149	48.538	182	31.553	188	224	10	1:48.195	22.087	151	48.624	182	37.484		221
4	1:42.231	22.262	149	48.548	182	31.421	187	226	11	4:19.499	2:58.180	145	49.453	182	31.866	188	221
5	1:43.462	22.071	150	49.283	182	32.108	187	222	12	1:50.249	22.608	150	48.492	182	39.149		222
6	1:41.385	22.031	150	48.177	183	31.177	188	223	13	2:13.980	46.400	146	48.671	182	38.909		221
7	1:43.009	21.972	150	49.545	182	31.492	188	221									

40 Hoogenboom, NLD

theoretical besttime: 1:41.323

1	2:54.977	1:15.749	144	56.408	163	42.820		197	8	1:41.458	22.071	148	48.259	182	31.128	188	221
2	2:25.102	1:03.326	147	49.726	180	32.050	186	219	9	1:41.575	22.081	149	48.352	182	31.142	187	221
3	1:42.808	22.599	150	48.643	182	31.566	187	221	10	1:41.762	22.037	148	48.690	183	31.035	187	221
4	1:43.008	22.300	150	49.251	180	31.457	188	222	11	1:41.699	22.047	148	48.390	183	31.262	187	221
5	1:41.894	22.159	148	48.460	183	31.275	187	222	12	1:48.553	22.186	150	48.668	181	37.699		225
6	1:41.911	22.029	150	48.374	182	31.508	187	222	13		1:27.139	148	49.292	181			221
7	1:41.734	22.164	150	48.397	183	31.173	187	222									

44 Vips, ITA

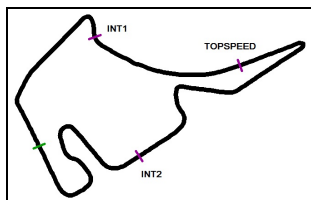
theoretical besttime: 1:40.949

1	1:48.888	26.098	147	50.561	180	32.229	185	207	8	3:59.936	2:38.708	150	48.795	181	32.433	188	219
2	1:48.170	23.304	150	49.116	179	35.750	186	221	9	1:41.675	22.149	149	48.349	182	31.177	188	220
3	1:53.581	22.486	151	48.672	181	42.423	186	220	10	1:41.396	22.014	151	48.308	182	31.074	189	222
4	1:43.761	22.463	148	49.877	180	31.421	188	219	11	1:41.729	21.883	150	48.044	184	31.802	188	223
5	1:41.859	22.211	150	48.474	182	31.174	189	219	12	1:41.511	22.184	150	48.195	183	31.132	188	222
6	1:41.738	22.019	151	48.542	182	31.177	188	220	13	1:41.352	21.969	151	47.992	183	31.391	189	222
7	1:59.823	23.989	120	58.049	181	37.785		196									

45 Wolf, DEU

theoretical besttime: 1:41.772

1	2:17.535	37.312	126	1:02.170	136	38.053	152	169	8	1:42.041	22.112	150	48.575	182	31.354	186	222
2	1:54.618	25.460	146	55.407	152	33.751	159	177	9	1:47.928	22.360	151	48.522	182	37.046		222
3	1:55.903	24.477	149	55.941	147	35.485	187	172	10	3:11.761	1:51.243	148	48.767	182	31.751	188	221
4	1:43.062	22.397	150	48.789	181	31.876	186	228	11	1:42.026	22.365	150	48.399	181	31.262	188	222
5	1:42.681	22.595	150	48.638	181	31.448	187	221	12	1:42.482	22.296	149	48.542	182	31.644	188	222
6	1:42.043	22.361	150	48.407	182	31.275	188	228	13	1:41.967	22.268	149	48.438	182	31.261	188	223
7	1:41.971	22.155	150	48.472	182	31.344	187	222	14	1:48.899	22.190	150	48.447	182	38.262		223



ADAC Formel 4

Sector List Free Practice 1



Provisional

Reg. Nr.: 288/16

Friday, September 30, 2016 9:05:00



Hockenheimring, Length: 4574m

Air temperature: 17.97°C

Track temperature: 18.19°C

Weather condition: Dry

Lap	Time	SE1	SP1	SE2	SP2	SE3	SP3	TSP	Lap	Time	SE1	SP1	SE2	SP2	SE3	SP3	TSP
55	Niederhauser, CHE								theoretical besttime: 1:43.070								
1	2:40.422	1:12.739	137	53.556	173	34.127	182	161	7	1:52.118	22.744	146	49.612	178	39.762	184	219
2	1:46.716	24.269	144	49.805	178	32.642	184	216	8	5:36.035	4:14.091	146	49.683	177	32.261	184	218
3	1:45.456	23.106	146	49.716	180	32.634	184	217	9	1:44.106	22.945	146	49.327	180	31.834	183	217
4	1:44.308	23.131	146	49.163	180	32.014	184	217	10	1:43.818	22.780	146	49.123	178	31.915	184	217
5	1:43.886	23.153	146	48.963	179	31.770	185	221	11	1:44.123	22.542	146	49.612	179	31.969	184	219
6	1:43.502	22.571	147	48.994	180	31.937	183	218	12	1:43.212	22.542	145	49.105	181	31.565	185	221

Lap	Time	SE1	SP1	SE2	SP2	SE3	SP3	TSP	Lap	Time	SE1	SP1	SE2	SP2	SE3	SP3	TSP
66	Laaksonen, FIN								theoretical besttime: 1:40.942								
1	2:14.185	48.761	144	50.742	177	34.682	185	206	8	1:41.193	22.032	151	48.080	183	31.081	190	222
2	1:43.852	22.783	149	49.191	181	31.878	189	219	9	1:40.988	21.944	150	47.917	183	31.127	189	224
3	1:42.865	22.789	150	48.593	182	31.483	187	223	10	1:50.371	21.973	151	48.408	184	39.990	184	224
4	1:41.966	22.268	150	48.321	183	31.377	186	223	11	4:26.492	3:06.489	150	48.670	182	31.333	188	224
5	1:41.759	22.116	150	48.405	182	31.238	187	223	12	1:41.423	22.118	150	47.972	183	31.333	186	223
6	1:41.344	22.075	150	48.088	183	31.181	189	221	13	1:43.186	23.443	152	48.274	182	31.469	187	222
7	1:41.481	22.021	151	48.295	182	31.165	188	226									

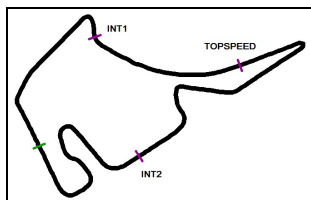
Lap	Time	SE1	SP1	SE2	SP2	SE3	SP3	TSP	Lap	Time	SE1	SP1	SE2	SP2	SE3	SP3	TSP
68	Correa, ITA								theoretical besttime: 1:41.574								
1	1:50.507	28.070	147	50.292	178	32.145	185	215	8	1:50.571	22.221	150	48.256	183	40.094	184	222
2	1:44.063	23.163	148	49.190	181	31.710	187	219	9	3:55.422	2:35.273	149	48.725	182	31.424	187	220
3	1:44.385	22.591	144	50.355	180	31.439	187	219	10	1:41.831	22.235	150	48.309	182	31.287	188	223
4	1:42.536	22.441	150	48.552	181	31.543	186	221	11	1:43.739	22.205	151	50.260	183	31.274	188	209
5	1:41.996	22.261	150	48.439	182	31.296	187	220	12	1:41.748	22.183	150	48.283	182	31.282	188	223
6	1:41.883	22.258	151	48.379	182	31.246	187	223	13	1:42.514	23.023	150	48.311	183	31.180	187	221
7	1:41.868	22.221	149	48.343	182	31.304	187	223	14	1:41.595	22.138	150	48.261	182	31.196	187	222

Lap	Time	SE1	SP1	SE2	SP2	SE3	SP3	TSP	Lap	Time	SE1	SP1	SE2	SP2	SE3	SP3	TSP
69	Bianchi, CHE								theoretical besttime: 1:42.161								
1	2:28.930	1:00.419	145	52.797	172	35.714	180	206	8	4:30.539	3:07.233	144	51.219	179	32.087	186	194
2	1:47.218	23.770	148	49.848	175	33.600	185	219	9	1:42.326	22.374	148	48.482	182	31.470	187	219
3	1:45.217	23.374	144	49.777	181	32.066	185	221	10	1:43.004	22.209	148	48.565	181	32.230	180	222
4	1:43.411	22.677	147	48.920	180	31.814	186	221	11	1:45.623	24.734	149	49.308	182	31.581	187	210
5	1:43.146	22.647	148	48.820	181	31.679	187	221	12	1:42.790	22.273	148	48.582	180	31.935	188	225
6	1:42.847	22.363	142	48.932	181	31.552	187	221	13	1:47.612	26.549	151	49.290	180	31.773	186	217
7	1:52.451	22.366	148	50.401	176	39.684	182	221									

Lap	Time	SE1	SP1	SE2	SP2	SE3	SP3	TSP	Lap	Time	SE1	SP1	SE2	SP2	SE3	SP3	TSP
75	Esmeijer, NLD								theoretical besttime: 1:41.362								
1	2:25.611	49.865	144	58.346	168	37.400	180	156	8	1:42.251	22.508	150	48.403	182	31.340	186	221
2	1:59.703	27.688	147	55.471	138	36.544	184	178	9	1:42.180	22.156	152	48.708	182	31.316	187	221
3	1:54.932	26.808	147	54.432	176	33.692	185	184	10	1:41.809	22.239	150	48.315	183	31.255	188	222
4	1:53.145	24.525	148	55.166	151	33.454	184	171	11	1:41.700	22.226	151	48.173	182	31.301	188	223
5	1:43.873	22.908	149	48.975	182	31.990	186	220	12	1:41.667	22.236	151	48.105	183	31.326	187	225
6	1:43.187	22.715	150	48.940	181	31.532	187	219	13	1:41.415	22.165	151	48.103	182	31.147	187	222
7	1:42.381	22.382	151	48.467	182	31.532	186	220	14	1:41.653	22.112	151	48.256	183	31.285	188	222

Lap	Time	SE1	SP1	SE2	SP2	SE3	SP3	TSP	Lap	Time	SE1	SP1	SE2	SP2	SE3	SP3	TSP
77	van Uiter, NLD								theoretical besttime: 1:41.255								
1	3:01.978	1:34.009	133	55.459	176	32.510	185	168	7	1:41.782	22.389	150	48.224	182	31.169	187	225
2	1:43.521	22.809	146	49.232	180	31.480	184	219	8	1:41.661	22.185	148	48.230	182	31.246	186	223
3	1:42.471	22.485	148	48.565	180	31.421	187	220	9	1:41.527	22.143	149	48.187	182	31.197	188	223
4	1:42.085	22.329	148	48.606	181	31.150	188	222	10	1:41.454	22.242	147	47.973	183	31.239	189	227
5	1:41.571	22.188	148	48.244	182	31.139	188	221	11	1:41.825	22.160	149	48.082	181	31.583	189	228
6	1:41.780	22.264	148	48.253	182	31.263	188	223	12	2:50.821	28.916	107	1:19.802	106	1:02.103	133	

Lap	Time	SE1	SP1	SE2	SP2	SE3	SP3	TSP	Lap	Time	SE1	SP1	SE2	SP2	SE3	SP3	TSP
79	Love, AUS								theoretical besttime: 1:42.616								
1	2:09.318	36.393	135	56.056	167	36.869	178	193	7	1:42.865	22.443	149	48.898	181	31.524	187	219
2	1:48.366	25.300	147	50.933	177	32.133	185	209	8	1:43.071	22.442	151	48.869	182	31.760	187	225
3	1:47.685	22.851	148	50.263	120	34.571	184	215	9	1:45.824	22.735	151	48.762	182	34.327	186	224
4	1:43.930	22.756	148	49.419	180	31.755	186	217	10	1:42.914	22.468	148	49.034	180	31.412	186	218
5	1:47.833	22.878	148	49.094	180	35.861	186	224	11	1:54.265	23.560	147	50.354	178	40.351	184	217
6	1:50.471	22.626	150	52.091	113	35.754	185	219	12	5:08.115	3:41.611	126	54.985	179	31.519	186	198



ADAC Formel 4

Sector List Free Practice 1



Provisional

Reg. Nr.: 288/16



Hockenheimring, Length: 4574m

Air temperature: 17.97°C

Track temperature: 18.19°C

Weather condition: Dry

Friday, September 30, 2016 9:05:00

Lap	Time	SE1	SP1	SE2	SP2	SE3	SP3	TSP	Lap	Time	SE1	SP1	SE2	SP2	SE3	SP3	TSP
80	Drugovich, AUT								theoretical besttime: 1:41.149								
1	3:09.652	1:42.016	145	54.621	160	33.015	170	173	8	1:41.539	22.269	151	48.209	183	31.061	187	220
2	1:45.010	23.653	150	49.610	180	31.747	186	215	9	1:41.462	22.208	151	48.265	183	30.989	188	220
3	1:42.874	22.669	150	48.864	181	31.341	186	218	10	1:47.701	22.105	151	48.161	183	37.435		221
4	1:42.393	22.400	151	48.820	182	31.173	186	219	11	3:07.668	1:48.072	151	48.377	183	31.219	187	222
5	1:42.014	22.259	149	48.492	183	31.263	187	219	12	1:41.363	22.140	151	48.090	184	31.133	188	222
6	1:41.835	22.318	150	48.351	183	31.166	187	220	13	1:41.657	22.557	151	48.055	183	31.045	188	224
7	1:42.202	22.170	151	48.175	183	31.857	187	220									

81	Nielsen, DNK								theoretical besttime: 1:40.562								
1	2:08.751	41.123	135	52.830	172	34.798	179	193	8	1:40.837	22.029	151	47.876	182	30.932	188	222
2	1:44.448	23.404	149	49.430	179	31.614	186	213	9	1:40.748	21.974	151	47.943	183	30.831	188	222
3	1:42.236	22.430	150	48.530	182	31.276	186	219	10	2:55.006	22.070	151	48.379	183	1:44.557		222
4	1:43.575	22.236	151	48.278	183	33.061	187	220	11	3:01.050	1:41.370	149	48.441	182	31.239	188	223
5	1:41.942	22.312	150	48.474	182	31.156	188	221	12	1:41.001	22.139	151	47.944	183	30.918	188	222
6	1:41.153	22.097	150	48.015	183	31.041	188	223	13	1:40.836	22.086	151	47.823	183	30.927	188	224
7	1:40.937	21.964	151	47.970	183	31.003	188	225	14	1:40.595	21.971	151	47.849	183	30.775	188	223

90	Piro, DEU								theoretical besttime: 1:42.434								
1	2:16.453	51.260	144	51.018	177	34.175	182	217	8	1:44.050	22.411	145	49.284	162	32.355	187	220
2	1:47.125	24.735	147	49.795	179	32.595	187	222	9	1:43.349	22.677	149	48.779	182	31.893	188	223
3	1:48.013	23.138	147	51.016	178	33.859	185	224	10	1:42.655	22.510	150	48.442	183	31.703	187	226
4	1:43.424	22.625	149	48.912	180	31.887	186	220	11	2:28.029	22.368	149	48.442	183	1:17.219		224
5	1:42.918	22.384	148	48.847	182	31.687	187	221	12	3:55.254	2:33.543	148	49.500	180	32.211	186	220
6	1:43.430	22.390	149	48.807	183	32.233	185	224	13	1:43.122	22.655	149	48.666	182	31.801	185	222
7	1:42.683	22.445	149	48.614	182	31.624	187	221									

96	Mawson, DEU								theoretical besttime: 1:40.657								
1	2:19.232	35.853	145	55.160	141	48.219		193	7	1:40.860	21.938	151	47.900	183	31.022	188	226
2	3:20.846	1:54.682	147	54.424	180	31.740	187	129	8	1:40.799	21.940	151	47.803	184	31.056	187	223
3	1:41.767	22.291	150	48.355	183	31.121	188	222	9	1:41.090	21.878	150	47.933	184	31.279	188	223
4	1:41.412	22.078	149	48.180	183	31.154	188	222	10	1:40.872	21.973	151	47.793	184	31.106	188	224
5	1:41.352	22.029	150	48.152	183	31.171	188	225	11	1:46.465	22.061	151	47.900	184	36.504		225
6	1:40.930	21.887	150	48.057	183	30.986	189	223									

99	Flörsch, DEU								theoretical besttime: 1:41.654								
1	2:14.979	49.527	142	50.995	177	34.457	184	208	8	1:48.433	22.225	150	48.768	182	37.440		220
2	1:44.566	23.234	148	49.261	180	32.071	185	219	9	3:34.782	2:14.389	148	48.755	181	31.638	187	221
3	1:42.872	22.347	150	48.806	180	31.719	186	224	10	1:42.073	22.245	150	48.473	182	31.355	187	222
4	1:42.590	22.300	149	48.725	182	31.565	187	220	11	1:41.984	22.105	149	48.491	182	31.388	187	221
5	1:42.296	22.094	149	48.613	181	31.589	186	220	12	1:42.027	22.201	150	48.429	182	31.397	187	223
6	1:42.769	22.417	150	48.677	181	31.675	186	222	13	1:41.907	22.228	150	48.331	182	31.348	188	225
7	1:42.393	22.220	150	48.645	181	31.528	187	220	14	1:41.659	22.099	150	48.246	183	31.314	187	225