

# ADAC Formel 4

## Result List Race 3

Provisional

Reg. Nr.: KNAF 0301.16.185

Sunday, August 21, 2016 10:20:00



Circuit Zandvoort, Length: 4307m

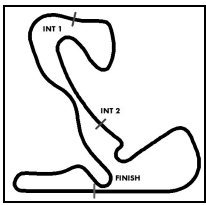
Air temperature: 16.82°C

Track temperature: 15.94°C

Weather condition: Wet

started : 32      classified : 31      not classified : 1

Nr.	Drivers	Team	Laps	Total Time	Gap	Kph	Lap	Time	Kph
Cl.	Car	Competitor							
1	35 K.Laliberte(FRA)	Van Amersfoort Racing(NLD)	5	13:31.871		101.0	3	2:43.788	94.6
	ADAC Formel 4 powered by Abarth	Van Amersfoort Racing							
2	33 J.Aberdein(ZAF)	(T) Motopark(DEU)	5	13:32.360	0.489	101.0	3	2:43.671	94.7
	R ADAC Formel 4 powered by Abarth	Motopark							
3	80 F.Drugovich(AUT)	(T) Neuhauser Racing(AUT)	5	13:33.536	1.665	100.6	3	2:44.341	94.3
	R ADAC Formel 4 powered by Abarth	Neuhauser Racing							
4	68 J.Correa(ITA)	(T) Prema Powerteam(ITA)	5	13:34.347	2.476	100.9	3	2:42.548	95.3
	R ADAC Formel 4 powered by Abarth	Prema Powerteam							
5	28 K.Schramm(DEU)	(T) US Racing(DEU)	5	13:34.713	2.842	101.8	3	2:39.322	97.3
	ADAC Formel 4 powered by Abarth	US Racing							
6	29 M.Schumacher(DEU)	(T) Prema Powerteam(ITA)	5	13:35.222	3.351	101.2	3	2:41.306	96.1
	ADAC Formel 4 powered by Abarth	Prema Powerteam							
7	5 L.Zendeli(DEU)	(T) ADAC Berlin-Brandenburg e.V.(DEU)	5	13:36.205	4.334	100.9	3	2:41.438	96.0
	R ADAC Formel 4 powered by Abarth	ADAC Berlin-Brandenburg e.V.							
8	96 J.Mawson(DEU)	(T) Van Amersfoort Racing(NLD)	5	13:36.776	4.905	101.3	3	2:40.013	96.8
	ADAC Formel 4 powered by Abarth	Van Amersfoort Racing							
9	44 J.Vips(ITA)	Prema Powerteam(ITA)	5	13:37.420	5.549	100.6	3	2:42.082	95.6
	R ADAC Formel 4 powered by Abarth	Prema Powerteam							
10	14 T.Preining(AUT)	(T) Lechner Racing(AUT)	5	13:38.217	6.346	101.8	3	2:38.210	98.0
	ADAC Formel 4 powered by Abarth	Lechner Racing							
11	6 M.Ortmann(DEU)	(T) ADAC Berlin-Brandenburg e.V.(DEU)	5	13:39.259	7.388	100.8	3	2:40.507	96.6
	ADAC Formel 4 powered by Abarth	ADAC Berlin-Brandenburg e.V.							
12	23 J.Hanses(DEU)	(T) Team Timo Scheider GmbH(DEU)	5	13:39.951	8.080	101.2	3	2:39.524	97.1
	R ADAC Formel 4 powered by Abarth	Team Timo Scheider GmbH							
13	77 J.van Uiter(NLD)	(T) Jenzer Motorsport(CHE)	5	13:40.529	8.658	101.3	3	2:38.687	97.7
	ADAC Formel 4 powered by Abarth	Jenzer Motorsport							
14	2 J.Fittje(DEU)	(T) US Racing(DEU)	5	13:40.877	9.006	101.5	3	2:38.111	98.0
	ADAC Formel 4 powered by Abarth	US Racing							
15	81 N.Nielsen(DNK)	(T) Neuhauser Racing(AUT)	5	13:41.658	9.787	101.4	3	2:37.617	98.3
	R ADAC Formel 4 powered by Abarth	Neuhauser Racing							
16	19 F.Scherer(CHE)	(T) Jenzer Motorsport(CHE)	5	13:42.219	10.348	101.5	3	2:36.964	98.7
	R ADAC Formel 4 powered by Abarth	Jenzer Motorsport							
17	25 M.Müller-Crepon(CHE)	(T) Van Amersfoort Racing(NLD)	5	13:42.785	10.914	101.9	3	2:35.419	99.7
	ADAC Formel 4 powered by Abarth	Van Amersfoort Racing							
18	20 K.Kratz(DEU)	Jenzer Motorsport(CHE)	5	13:43.939	12.068	101.6	3	2:36.169	99.2
	ADAC Formel 4 powered by Abarth	Jenzer Motorsport							
19	8 L.Engstler(DEU)	(T) Liqui Moly Team Engstler(DEU)	5	13:44.458	12.587	101.3	3	2:36.594	99.0
	ADAC Formel 4 powered by Abarth	Liqui Moly Team Engstler							
20	90 C.Piro(DEU)	(T) Team Piro Sport Interdental(DEU)	5	13:44.902	13.031	101.7	3	2:34.856	100.1
	ADAC Formel 4 powered by Abarth	Team Piro Sport Interdental							
21	27 L.Gachot(GBR)	US Racing(DEU)	5	13:45.885	14.014	102.3	3	2:32.643	101.5
	ADAC Formel 4 powered by Abarth	US Racing							
22	45 T.Wolf(DEU)	(T) KUG-Motorsport(DEU)	5	13:46.370	14.499	101.7	3	2:34.554	100.3
	ADAC Formel 4 powered by Abarth	KUG-Motorsport							
23	40 L.Hoogenboom(NLD)	Van Amersfoort Racing(NLD)	5	13:47.077	15.206	102.3	3	2:31.536	102.3
	R ADAC Formel 4 powered by Abarth	Van Amersfoort Racing							
24	13 Y.Brandt(DEU)	(T) Lechner Racing(AUT)	5	13:47.914	16.043	101.8	3	2:34.145	100.5
	R ADAC Formel 4 powered by Abarth	Lechner Racing							
25	97 D.DeFrancesco(GBR)	ADAC Berlin-Brandenburg e.V.(DEU)	5	13:48.423	16.552	103.2	3	2:30.015	103.3
	ADAC Formel 4 powered by Abarth	ADAC Berlin-Brandenburg e.V.							
26	3 C.Schreiner(DEU)	US Racing(DEU)	5	13:49.018	17.147	102.2	3	2:31.923	102.0
	ADAC Formel 4 powered by Abarth	US Racing							



# ADAC Formel 4

## Result List Race 3

Provisional

Reg. Nr.: KNAF 0301.16.185

Sunday, August 21, 2016 10:20:00



Circuit Zandvoort, Length: 4307m  
Air temperature: 16.82°C  
Track temperature: 15.94°C  
Weather condition: Wet

started : 32

classified : 31

not classified : 1

Nr.	Drivers	Team	Laps	Total Time	Gap	Kph	Lap	Time	Kph
Cl.	Car	Competitor							
27	7 <b>O.Söderström(SWE)</b> ADAC Formel 4 powered by Abarth	<b>ADAC Berlin-Brandenburg e.V.(DEU)</b> ADAC Berlin-Brandenburg e.V.	5	<b>13:49.890</b>	18.019	102.9	3	2:30.299	103.1
28	18 <b>J.Meikup(EST)</b> ADAC Formel 4 powered by Abarth	<b>Jenzer Motorsport(CHE)</b> Jenzer Motorsport	5	<b>13:50.400</b>	18.529	102.5	3	2:30.641	102.9
29	99 <b>S.Flörsch(DEU)</b> ADAC Formel 4 powered by Abarth	<b>Motopark(DEU)</b> Motopark	5	<b>13:50.907</b>	19.036	103.1	3	2:29.056	104.0
30	66 <b>S.Laaksonen(FIN)</b> ADAC Formel 4 powered by Abarth	<b>(T) Motopark(DEU)</b> Motopark	5	<b>13:51.767</b>	19.896	102.8	3	2:29.176	103.9
31	21 <b>M.Halder(DEU)</b> ADAC Formel 4 powered by Abarth	<b>(T) Liqui Moly Team Engstler(DEU)</b> Liqui Moly Team Engstler	5	<b>13:52.643</b>	20.772	101.9	3	2:31.222	102.5
<b>Not classified</b>									
	75 <b>J.Esmeijer(NLD)</b> ADAC Formel 4 powered by Abarth	<b>(T) Team Timo Scheider GmbH(DEU)</b> Team Timo Scheider GmbH	3	<b>8:40.892</b>	2 LAP	95.6	3	2:44.621	94.1

*Fastest lap of the race. Car 99 driver Sophia Flörsch on lap 3. Time 2:29.056, average speed 104.0 km/h.*

real race time: 17 min and 21 sec are not 75 % of the scheduled race duration - half points will be awarded

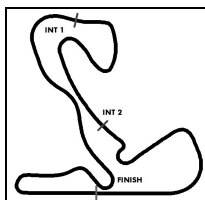
T = nominated for the team classification

**Subject to final scrutineering!**

Publications Time:

Clerk of the course:

Time Keeping:



# ADAC Formel 4

## Lap Chart Race 3

Provisional

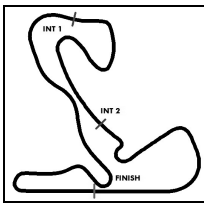


Circuit Zandvoort, Length: 4307 m

Sunday 21.August 2016 10:20

LapCha	1	2	3	4	5	6	7	8	9	10	11	12	13	14	15	16	17	18	19	20	21	22	23	24	25	26	27	28	29	30	31	32	33	34	35	36	37	38	39	40	41	42	43	44	45									
<b>LAP 1</b>	75	80	35	33	68	44	5	29	6	96	28	23	77	14	2	81	19	8	20	25	90	45	13	27	40	3	21	18	7	97	66	99																						
<b>LAP 2</b>	75	80	35	33	68	44	5	29	6	96	28	23	77	14	2	81	19	8	20	25	90	45	13	27	40	3	21	18	7	97	66	99																						
<b>LAP 3</b>	75	35	80	33	68	44	5	29	6	96	28	23	77	14	2	81	19	8	20	25	90	45	13	27	40	3	21	18	7	97	66	99																						
<b>LAP 4</b>	35	33	80	68	28	29	5	96	44	14	6	23	77	2	81	19	25	20	8	90	27	45	40	13	97	3	7	18	99	66	21																							
<b>LAP 5</b>	35	33	80	68	28	29	5	96	44	14	6	23	77	2	81	19	25	20	8	90	27	45	40	13	97	3	7	18	99	66	21																							

.- PIT STOP ' - LAP BEHIND



# ADAC Formel 4

## Sector List Race 3



Provisional

Reg. Nr.: KNAF 0301.16.185



Circuit Zandvoort, Length: 4307m

Air temperature: 16.82°C

Track temperature: 15.94°C

Weather condition: Wet

Sunday, August 21, 2016 10:20:00

Lap	Time	SE1	SP1	SE2	SP2	SE3	SP3	TSP	Lap	Time	SE1	SP1	SE2	SP2	SE3	SP3	TSP
<b>2</b>	Fittje, DEU								<b>theoretical besttime: 2:08.762</b>								
1	3:29.935	1:49.467	76	47.375	75	53.093	119	55	4	2:03.979	<b>54.222</b>	<b>161</b>	<b>30.572</b>	<b>167</b>	39.185	145	<b>185</b>
2	2:38.322	1:10.181	81	41.089	99	47.052	114	110	5	2:50.530	1:14.086	98	43.107	109	53.337	115	125
3	<b>2:38.111</b>	1:10.757	76	43.386	72	<b>43.968</b>	<b>207</b>	117									

<b>3</b>	Schreiner, DEU								<b>theoretical besttime:</b>								
1	3:42.719	2:00.356	75	46.693	88	55.670	126	94	4	2:07.840	<b>54.997</b>	<b>147</b>	32.706	169	40.137	147	<b>174</b>
2	2:36.963	1:06.449	110	43.150	75	47.364	105	123	5	2:49.573	1:15.792	123	41.510	87	52.271	105	126
3	<b>2:31.923</b>	1:06.905	83	43.843	77	<b>41.175</b>	<b>198</b>	122									

<b>5</b>	Zendeli, DEU								<b>theoretical besttime: 2:10.596</b>								
1	3:21.879	1:41.705	86	47.256	80	52.918	123	69	4	2:02.791	<b>54.088</b>	<b>162</b>	<b>30.506</b>	<b>172</b>	38.197	157	<b>173</b>
2	2:39.701	1:11.091	94	41.015	110	47.595	131	98	5	2:50.396	1:14.166	90	43.246	87	52.984	120	156
3	<b>2:41.438</b>	1:11.588	97	43.848	67	<b>46.002</b>	<b>207</b>	129									

<b>6</b>	Ortmann, DEU								<b>theoretical besttime: 2:10.048</b>								
1	3:24.003	1:43.802	80	47.722	106	52.479	120	56	4	2:04.538	<b>53.943</b>	<b>161</b>	<b>30.915</b>	<b>168</b>	39.680	130	<b>187</b>
2	2:39.553	1:11.736	77	40.803	102	47.014	125	101	5	2:50.658	1:14.029	81	42.875	86	53.754	122	147
3	<b>2:40.507</b>	1:11.096	115	44.221	70	<b>45.190</b>	<b>202</b>	134									

<b>7</b>	Söderström, SWE								<b>theoretical besttime:</b>								
1	3:47.275	2:03.089	77	47.868	86	56.318	116	86	4	2:07.914	<b>54.642</b>	<b>146</b>	32.236	162	41.036	140	<b>187</b>
2	2:35.399	1:05.110	124	42.811	81	47.478	101	112	5	2:49.003	1:15.516	119	41.258	90	52.229	107	125
3	<b>2:30.299</b>	1:06.454	90	43.586	83	<b>40.259</b>	<b>203</b>	104									

<b>8</b>	Engstler, DEU								<b>theoretical besttime: 2:08.780</b>								
1	3:32.499	1:52.372	92	47.715	73	52.412	137	61	4	2:06.544	<b>54.922</b>	<b>160</b>	<b>31.099</b>	<b>164</b>	40.523	162	<b>190</b>
2	2:38.560	1:09.331	83	42.129	88	47.100	114	109	5	2:50.261	1:13.657	124	43.227	114	53.377	102	122
3	<b>2:36.594</b>	1:10.076	76	43.759	75	<b>42.759</b>	<b>206</b>	126									

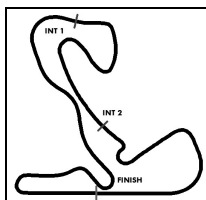
<b>13</b>	Brandt, DEU								<b>theoretical besttime: 2:08.279</b>								
1	3:38.734	1:57.659	74	46.267	76	54.808	125	90	4	2:08.157	<b>55.589</b>	<b>149</b>	<b>31.489</b>	<b>151</b>	41.079	137	<b>178</b>
2	2:36.798	1:07.163	83	43.586	79	46.049	118	125	5	2:50.080	1:15.830	123	41.942	79	52.308	109	122
3	<b>2:34.145</b>	1:08.574	87	44.370	72	<b>41.201</b>	<b>204</b>	124									

<b>14</b>	Preining, AUT								<b>theoretical besttime: 2:06.931</b>								
1	3:29.092	1:48.587	75	47.348	74	53.157	120	55	4	2:01.894	<b>52.508</b>	<b>159</b>	<b>30.485</b>	<b>165</b>	38.901	136	<b>194</b>
2	2:38.581	1:10.250	82	40.942	102	47.389	116	117	5	2:50.440	1:14.114	77	42.936	87	53.390	126	156
3	<b>2:38.210</b>	1:10.821	78	43.451	72	<b>43.938</b>	<b>205</b>	132									

<b>18</b>	Meikup, EST								<b>theoretical besttime:</b>								
1	3:45.782	2:02.195	75	47.772	84	55.815	120	88	4	2:09.293	<b>54.850</b>	<b>142</b>	32.789	156	41.654	142	<b>178</b>
2	2:35.809	1:05.494	113	42.965	78	47.350	99	120	5	2:48.875	1:15.623	121	41.304	93	51.948	107	114
3	<b>2:30.641</b>	1:06.622	80	43.522	76	<b>40.497</b>	<b>201</b>	119									

<b>19</b>	Scherer, CHE								<b>theoretical besttime: 2:08.433</b>								
1	3:31.720	1:51.345	86	47.410	73	52.965	145	55	4	2:04.466	<b>54.171</b>	<b>146</b>	<b>31.342</b>	<b>176</b>	38.953	169	<b>187</b>
2	2:38.375	1:09.473	76	41.527	76	47.375	109	111	5	2:50.694	1:13.990	94	43.256	110	53.448	110	126
3	<b>2:36.964</b>	1:10.353	76	43.691	67	<b>42.920</b>	<b>205</b>	119									

<b>20</b>	Kratz, DEU								<b>theoretical besttime: 2:07.755</b>								
1	3:33.707	1:53.563	86	47.218	76	52.926	145	71	4	2:05.410	<b>54.197</b>	<b>162</b>	<b>31.245</b>	<b>164</b>	39.968	172	<b>183</b>
2	2:37.952	1:09.086	77	41.935	97	46.931	118	112	5	2:50.701	1:13.842	122	43.076	131	53.783	109	129
3	<b>2:36.169</b>	1:10.194	69	43.662	80	<b>42.313</b>	<b>207</b>	113									



# ADAC Formel 4

## Sector List Race 3



Provisional

Reg. Nr.: KNAF 0301.16.185



Circuit Zandvoort, Length: 4307m

Air temperature: 16.82°C

Track temperature: 15.94°C

Weather condition: Wet

Sunday, August 21, 2016 10:20:00

Lap	Time	SE1	SP1	SE2	SP2	SE3	SP3	TSP	Lap	Time	SE1	SP1	SE2	SP2	SE3	SP3	TSP
<b>21</b>	Halder, DEU								<b>theoretical besttime:</b>								
1	3:44.565	2:01.278	77	47.782	86	55.505	115	94	4	2:11.578	<b>56.979</b>	<b>142</b>	32.675	160	41.924	134	<b>171</b>
2	2:36.303	1:05.829	118	42.972	77	47.502	99	116	5	2:48.975	1:16.698	105	40.257	91	52.020	118	125
3	<b>2:31.222</b>	1:06.521	82	43.497	78	<b>41.204</b>	<b>196</b>	119									

<b>23</b>	Hanses, DEU								<b>theoretical besttime: 2:10.056</b>								
1	3:27.237	1:46.342	89	48.216	79	52.679	124	59	4	2:03.755	<b>54.072</b>	<b>156</b>	<b>30.953</b>	<b>178</b>	38.730	146	<b>185</b>
2	2:39.023	1:10.300	83	41.154	100	47.569	121	110	5	2:50.412	1:13.874	97	42.885	98	53.653	117	143
3	<b>2:39.524</b>	1:10.807	87	43.686	74	<b>45.031</b>	<b>201</b>	129									

<b>25</b>	Müller-Crepon, CHE								<b>theoretical besttime: 2:06.626</b>								
1	3:34.658	1:54.407	94	47.059	77	53.192	141	75	4	2:04.115	<b>53.470</b>	<b>150</b>	<b>31.078</b>	<b>171</b>	39.567	159	<b>182</b>
2	2:37.880	1:08.672	74	42.271	101	46.937	139	110	5	2:50.713	1:13.929	120	43.294	109	53.490	117	119
3	<b>2:35.419</b>	1:09.832	73	43.509	78	<b>42.078</b>	<b>206</b>	116									

<b>27</b>	Gachot, GBR								<b>theoretical besttime: 2:05.433</b>								
1	3:40.059	1:58.513	61	46.391	79	55.155	134	84	4	2:05.906	<b>54.052</b>	<b>157</b>	<b>30.724</b>	<b>172</b>	41.130	158	<b>179</b>
2	2:37.192	1:06.970	88	43.644	78	46.578	134	116	5	2:50.085	1:14.026	133	43.247	119	52.812	102	119
3	<b>2:32.643</b>	1:08.010	75	43.976	76	<b>40.657</b>	<b>208</b>	147									

<b>28</b>	Schramm, DEU								<b>theoretical besttime: 2:07.357</b>								
1	3:25.762	1:45.391	86	47.807	91	52.564	131	60	4	1:59.620	<b>51.904</b>	<b>153</b>	<b>31.240</b>	<b>177</b>	36.476	181	<b>191</b>
2	2:39.321	1:11.165	79	40.967	106	47.189	126	109	5	2:50.688	1:14.811	93	43.000	105	52.877	110	138
3	<b>2:39.322</b>	1:11.193	99	43.916	72	<b>44.213</b>	<b>204</b>	121									

<b>29</b>	Schumacher, DEU								<b>theoretical besttime: 2:09.937</b>								
1	3:22.886	1:42.335	73	47.532	91	53.019	123	60	4	2:01.019	<b>52.686</b>	<b>164</b>	<b>31.293</b>	<b>180</b>	37.040	184	<b>184</b>
2	2:39.231	1:11.567	78	40.774	107	46.890	136	96	5	2:50.780	1:14.777	90	43.101	107	52.902	106	147
3	<b>2:41.306</b>	1:11.370	110	43.978	61	<b>45.958</b>	<b>205</b>	125									

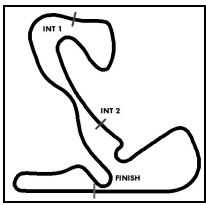
<b>33</b>	Aberdein, ZAF								<b>theoretical besttime: 2:09.909</b>								
1	3:18.890	1:39.081	83	46.975	83	52.834	116	69	4	1:59.714	<b>52.530</b>	<b>166</b>	<b>30.136</b>	<b>163</b>	37.048	170	<b>200</b>
2	2:39.846	1:11.843	111	40.812	107	47.191	128	99	5	2:50.239	1:14.531	96	43.033	102	52.675	105	160
3	<b>2:43.671</b>	1:11.518	127	44.910	61	<b>47.243</b>	<b>202</b>	122									

<b>35</b>	Laliberte, FRA								<b>theoretical besttime: 2:09.902</b>								
1	3:18.078	1:38.384	85	46.910	80	52.784	102	70	4	1:59.395	<b>51.967</b>	<b>167</b>	<b>30.413</b>	<b>175</b>	37.015	164	<b>204</b>
2	2:40.176	1:11.983	105	40.860	109	47.333	120	102	5	2:50.434	1:14.759	89	43.136	99	52.539	102	162
3	<b>2:43.788</b>	1:11.546	114	44.720	64	<b>47.522</b>	<b>204</b>	124									

<b>40</b>	Hoogenboom, NLD								<b>theoretical besttime: 2:05.737</b>								
1	3:41.366	1:59.346	72	46.726	87	55.294	122	90	4	2:06.912	<b>54.410</b>	<b>147</b>	<b>30.774</b>	<b>154</b>	41.728	123	<b>174</b>
2	2:37.300	1:06.256	92	43.895	67	47.149	115	119	5	2:49.963	1:15.538	121	41.946	96	52.479	115	129
3	<b>2:31.536</b>	1:07.070	88	43.913	77	<b>40.553</b>	<b>203</b>	125									

<b>44</b>	Vips, ITA								<b>theoretical besttime: 2:12.055</b>								
1	3:21.089	1:40.819	80	47.144	82	53.126	114	64	4	2:04.429	<b>54.104</b>	<b>169</b>	<b>31.499</b>	<b>160</b>	38.826	145	<b>186</b>
2	2:39.661	1:10.975	100	40.883	112	47.803	129	104	5	2:50.159	1:13.943	86	42.962	95	53.254	140	157
3	<b>2:42.082</b>	1:11.327	101	44.303	63	<b>46.452</b>	<b>206</b>	126									

<b>45</b>	Wolf, DEU								<b>theoretical besttime: 2:07.700</b>								
1	3:36.688	1:56.022	92	47.147	79	53.519	133	81	4	2:07.704	<b>54.375</b>	<b>160</b>	<b>31.650</b>	<b>161</b>	41.679	136	<b>177</b>
2	2:37.737	1:07.779	83	42.945	98	47.013	116	117	5	2:49.687	1:14.105	130	43.022	110	52.560	106	136
3	<b>2:34.554</b>	1:09.210	83	43.669	83	<b>41.675</b>	<b>205</b>	110									



# ADAC Formel 4

## Sector List Race 3

Provisional

Reg. Nr.: KNAF 0301.16.185

Sunday, August 21, 2016 10:20:00



Circuit Zandvoort, Length: 4307m

Air temperature: 16.82°C

Track temperature: 15.94°C

Weather condition: Wet

Lap	Time	SE1	SP1	SE2	SP2	SE3	SP3	TSP	Lap	Time	SE1	SP1	SE2	SP2	SE3	SP3	TSP
<b>66</b>	Laaksonen, FIN								<b>theoretical besttime:</b>								
1	3:48.930	2:04.639	79	47.684	90	56.607	102	87	4	2:09.690	<b>55.195</b>	<b>147</b>	31.943	149	42.552	146	<b>188</b>
2	2:35.156	1:04.869	136	42.940	84	47.347	101	118	5	2:48.815	1:16.430	109	40.493	99	51.892	117	120
3	<b>2:29.176</b>	1:06.367	95	43.178	84	<b>39.631</b>	<b>204</b>	107									

<b>68</b>	Correa, ITA								<b>theoretical besttime: 2:11.252</b>								
1	3:20.267	1:39.957	85	47.071	90	53.239	113	68	4	2:00.913	<b>53.191</b>	<b>162</b>	<b>31.180</b>	<b>164</b>	36.542	175	<b>197</b>
2	2:39.727	1:11.089	108	40.759	121	47.879	133	105	5	2:50.892	1:14.885	94	42.912	101	53.095	110	146
3	<b>2:42.548</b>	1:11.239	106	44.428	63	<b>46.881</b>	<b>205</b>	129									

<b>75</b>	Esmeijer, NLD								<b>theoretical besttime:</b>								
1	3:16.631	1:36.936	89	46.805	76	52.890	120	75	3	<b>2:44.621</b>	1:11.849	115	45.182	62	<b>47.590</b>	<b>202</b>	116
2	2:39.640	1:12.029	103	39.723	110	47.888	143	106	4								<b>178</b>

<b>77</b>	van Uiter, NLD								<b>theoretical besttime: 2:09.917</b>								
1	3:28.473	1:47.793	82	47.565	77	53.115	124	60	4	2:04.167	<b>54.320</b>	<b>155</b>	<b>30.885</b>	<b>159</b>	38.962	143	<b>184</b>
2	2:38.722	1:10.286	89	40.664	103	47.772	113	115	5	2:50.480	1:13.972	101	43.028	108	53.480	115	139
3	<b>2:38.687</b>	1:10.732	81	43.243	70	<b>44.712</b>	<b>201</b>	136									

<b>80</b>	Drugovich, AUT								<b>theoretical besttime: 2:12.392</b>								
1	3:17.574	1:37.862	80	46.730	79	52.982	99	70	4	2:00.833	<b>53.452</b>	<b>161</b>	<b>30.876</b>	<b>165</b>	36.505	171	<b>195</b>
2	2:40.134	1:12.039	97	40.172	114	47.923	126	105	5	2:50.654	1:14.600	101	43.119	100	52.935	106	147
3	<b>2:44.341</b>	1:11.214	113	45.063	63	<b>48.064</b>	<b>198</b>	133									

<b>81</b>	Nielsen, DNK								<b>theoretical besttime: 2:09.173</b>								
1	3:30.570	1:50.029	86	47.639	88	52.902	117	49	4	2:04.323	<b>54.321</b>	<b>151</b>	<b>31.294</b>	<b>169</b>	38.708	155	<b>181</b>
2	2:38.563	1:09.965	84	41.314	84	47.284	115	124	5	2:50.585	1:13.820	99	43.323	96	53.442	113	138
3	<b>2:37.617</b>	1:10.449	78	43.610	68	<b>43.558</b>	<b>204</b>	119									

<b>90</b>	Piro, DEU								<b>theoretical besttime: 2:07.982</b>								
1	3:35.491	1:55.150	95	46.866	77	53.475	137	83	4	2:06.108	<b>54.537</b>	<b>161</b>	<b>31.375</b>	<b>169</b>	40.196	156	<b>195</b>
2	2:38.179	1:08.374	81	42.527	96	47.278	121	118	5	2:50.268	1:14.341	135	42.782	103	53.145	99	110
3	<b>2:34.856</b>	1:09.310	85	43.476	81	<b>42.070</b>	<b>205</b>	115									

<b>96</b>	Mawson, DEU								<b>theoretical besttime: 2:08.800</b>								
1	3:24.891	1:44.442	93	47.640	108	52.809	119	59	4	2:02.164	<b>53.095</b>	<b>162</b>	<b>30.806</b>	<b>168</b>	38.263	151	<b>191</b>
2	2:39.387	1:11.343	77	40.829	106	47.215	127	104	5	2:50.321	1:14.139	82	43.041	81	53.141	131	156
3	<b>2:40.013</b>	1:11.132	99	43.982	72	<b>44.899</b>	<b>185</b>	130									

<b>97</b>	DeFrancesco, GBR								<b>theoretical besttime:</b>								
1	3:47.707	2:03.646	85	47.938	88	56.123	109	78	4	2:05.248	<b>54.088</b>	<b>155</b>	32.285	177	38.875	142	<b>193</b>
2	2:35.349	1:05.122	122	43.026	80	47.201	100	115	5	2:50.104	1:15.924	119	41.754	83	52.426	109	124
3	<b>2:30.015</b>	1:06.773	93	43.308	82	<b>39.934</b>	<b>203</b>	100									

<b>99</b>	Flörsch, DEU								<b>theoretical besttime:</b>								
1	3:49.444	2:05.257	78	47.685	90	56.502	103	86	4	2:08.259	<b>54.301</b>	<b>147</b>	32.394	154	41.564	139	<b>186</b>
2	2:35.018	1:04.787	129	42.961	83	47.270	102	127	5	2:49.130	1:16.046	121	41.179	96	51.905	116	110
3	<b>2:29.056</b>	1:06.468	89	43.104	91	<b>39.484</b>	<b>203</b>	110									