

ADAC GT Masters

Result List Qualifying 2



Provisional

Circuit Zandvoort, Length: 4307m

Air temperature: 15.53°C

Track temperature: 15.23°C

Weather condition: Wet

Reg. Nr.: KNAF 0301.16.184

Sunday, August 21, 2016 8:45:00

started : 26 classified : 25 not classified : 1

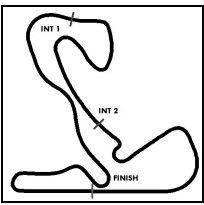
	Drivers	Team	Car	Lap	Best Time	Gap	Diff	Kph	Day Time
1	17 D.Jahn(DEU)/K.Estre(FRA)	KÜS TEAM75 Bernhard(DEU)	Porsche 911 GT3 R	6	1:49.749			141.2	8:56:47
2	28 F.Vervisch(BEL)/C.Haase(DEU)	MontaplastbyLand-Motorsport(DEU)	Audi R8 LMS	5	1:50.627	0.878	0.878	140.1	8:55:42
3	63 R.Ineichen(CHE)(T)/C.Engelhart(DEU)	GRT Grasser-Racing-Team(AUT)	LamborghiniHuracanGT3	5	1:50.706	0.957	0.079	140.0	8:56:05
4	5 N.Siedler(AUT)/J.van Lagen(NLD)	HB Racing WDS Bau(AUT)	LamborghiniHuracanGT3	5	1:50.798	1.049	0.092	139.9	8:54:40
5	29 C.De Phillippi(USA)(J)/C.Mies(DEU)	MontaplastbyLand-Motorsport(DEU)	Audi R8 LMS	5	1:51.074	1.325	0.276	139.5	8:54:59
6	1 S.Asch(DEU)/L.Ludwig(DEU)	AMG - Team Zakspeed(DEU)	Mercedes-AMG GT3	5	1:51.687	1.938	0.613	138.8	8:56:40
7	16 L.Stolz(DEU)(J)/M.Bortolotti(ITA)	GRT Grasser-Racing-Team(AUT)	LamborghiniHuracanGT3	4	1:52.143	2.394	0.456	138.2	8:53:22
8	36 M.Dienst(DEU)(J)/C.Zanella(CHE)	bigFM Racing Team Schütz Motorsport(ITA)	Porsche 911 GT3 R	6	1:52.337	2.588	0.194	138.0	8:58:13
9	44 M.Ahlin-Kottulinsky(SWE)(J)/M.Bononomi(ITA)	Aust Motorsport(DEU)	Audi R8 LMS	5	1:52.583	2.834	0.246	137.7	8:55:31
10	77 J.Gounon(FRA)(J)/D.Keilwitz(DEU)	Callaway Competition(DEU)	Corvette C7 GT3	5	1:52.603	2.854	0.020	137.6	8:55:02
11	3 P.Kujala(FIN)(J)/M.Pavlovic(SRB)	Bonaldi Motorsport S.r.l.(ITA)	LamborghiniHuracanGT3	5	1:52.946	3.197	0.343	137.2	8:57:18
12	99 R.Renauer(DEU)/M.Ragginger(AUT)	Precote Herberth Motorsport(DEU)	Porsche 911 GT3 R	5	1:53.035	3.286	0.089	137.1	8:56:31
13	69 P.Assenheimer(DEU)(J)/D.Schwager(DEU)	Callaway Competition(DEU)	Corvette C7 GT3	7	1:53.178	3.429	0.143	136.9	8:58:55
14	20 J.Krohn(FIN)/L.Deletraz(CHE)	Schubert Motorsport(DEU)	BMW M6 GT3	6	1:53.196	3.447	0.018	136.9	8:57:12
15	32 E.Zonzini(SMR)(J)/F.Spengler(DEU)	Bonaldi Motorsport S.r.l.(ITA)	LamborghiniHuracanGT3	4	1:53.432	3.683	0.236	136.6	8:56:19
16	66 A.Gies(DEU)(J)/E.Lindholm(DEU)(J)	ADACNSAA Attempto Racing Team(DEL)	LamborghiniHuracanGT3	6	1:53.501	3.752	0.069	136.6	8:57:22
17	50 P.Geipel(DEU)/R.Frey(CHE)	YACO Racing(DEU)	Audi R8 LMS	5	1:53.656	3.907	0.155	136.4	8:55:57
18	6 E.Erhart(DEU)/K.Snoeks(NLD)	HB Racing WDS Bau(AUT)	LamborghiniHuracanGT3	7	1:53.700	3.951	0.044	136.3	8:58:59
19	19 J.den Boer(NLD)(T)/C.Hürtgen(DEU)	Schubert Motorsport(DEU)	BMW M6 GT3	6	1:53.729	3.980	0.029	136.3	8:57:15
20	21 N.Sylvest(DNK)(J)/N.Rogivue(CHE)(J)	AMG - Team Zakspeed(DEU)	Mercedes-AMG GT3	5	1:53.971	4.222	0.242	136.0	8:57:41
21	31 L.Hezemans(NLD)(J)/E.Curran(USA)	Callaway Competition(DEU)	Corvette C7 GT3	5	1:54.275	4.526	0.304	135.6	8:55:18
22	55 M.Pommer(DEU)/X.Maassen(NLD)	Aust Motorsport(DEU)	Audi R8 LMS	5	1:54.440	4.691	0.165	135.4	8:55:53
23	22 C.Frankenhou(NLD)/M.Gassner(DEU)(J)	MRS GT-Racing(DEU)	NissanGT-RNISMOGT3	5	1:54.581	4.832	0.141	135.3	8:55:13
24	7 J.Lee Pepper(ZAF)(J)/D.Abt(DEU)	Bentley Team Abt(DEU)	Bentley Continental GT3	6	1:54.616	4.867	0.035	135.2	8:57:25
25	9 A.Weishaupt(DEU)(T)/M.Holzer(DEU)	Bentley Team Abt(DEU)	Bentley Continental GT3	5	1:54.992	5.243	0.376	134.8	8:55:36
Not classified									
	13 R.Lips(CHE)(T)/S.Barth(DEU)	RWT - Racing team(DEU)	Corvette Z06.R GT3						

Subject to final scrutineering!

Publications Time:

Clerk of the course:

Time Keeping:



ADAC GT Masters

Sector List Qualifying 2

Provisional



Circuit Zandvoort, Length: 4307m

Air temperature: 15.53°C

Track temperature: 15.23°C

Weather condition: Wet

Reg. Nr.: KNAF 0301.16.184

Sunday, August 21, 2016 8:45:00

Lap	Time	SE1	SP1	SE2	SP2	SE3	SP3	TSP	Lap	Time	SE1	SP1	SE2	SP2	SE3	SP3	TSP
1 Asch, DEU / Ludwig, DEU									theoretical besttime: 1:51.411								
1	4:09.991	3:01.392	170	31.654	185	36.945	223		5	1:51.687	49.225	186	29.323	202	33.139	227	227
2	1:54.181	50.650	181	29.748	200	33.783	226	228	6	1:52.261	49.068	186	29.590	199	33.603	223	225
3	1:52.251	49.712	186	29.256	201	33.283	227	223	7	2:02.900	50.282	178	30.245	198	42.373	58	221
4	1:51.718	49.309	186	29.204	198	33.205	227	230	8	3:10.965	1:54.661	164	31.939	173	44.365	59	

3 Kujala, FIN / Pavlovic, SRB									theoretical besttime: 1:52.946								
1	4:37.775	3:29.111	157	31.913	157	36.751	223		6	1:57.573	50.771	169	30.176	150	36.626	233	215
2	1:56.653	51.927	172	29.988	169	34.738	224	187	7	2:08.656	50.078	180	29.656	176	48.922	221	206
3	1:56.911	51.051	175	30.928	175	34.932	227	195	8	1:54.451	50.194	184	30.117	169	34.140	222	207
4	1:53.857	50.351	173	29.371	176	34.135	228	191	9	2:09.643	54.341	161	31.182	156	44.120	46	181
5	1:52.946	49.616	185	29.357	189	33.973	225	205									

5 Siedler, AUT / van Lagen, NLD									theoretical besttime: 1:50.768								
1	2:07.312	58.972	154	31.766	161	36.574	222		5	1:50.798	48.786	182	28.741	200	33.271	230	221
2	1:56.108	51.873	168	29.755	193	34.480	228	193	6	1:51.481	48.756	184	28.951	200	33.774	229	216
3	1:53.609	50.104	169	29.406	197	34.099	227	219	7	1:53.432	49.260	182	29.094	182	35.078	221	218
4	1:51.567	49.007	179	28.926	195	33.634	230	224	8	2:06.947	52.345	168	30.242	173	44.360	59	206

6 Erhart, DEU / Snoeks, NLD									theoretical besttime: 1:53.536								
1	2:09.894	1:02.139	154	31.583	171	36.172	223		7	1:53.700	50.062	182	29.262	192	34.376	227	219
2	1:57.483	51.773	164	30.894	184	34.816	228	211	8	1:53.850	50.079	180	29.535	200	34.236	222	216
3	1:55.058	51.056	176	29.790	196	34.212	228	211	9	1:58.676	50.803	178	32.777	191	35.096	224	213
4	1:56.512	50.148	180	29.645	199	36.719	228	208	10	1:55.184	50.764	179	29.934	199	34.486	223	216
5	2:09.296	50.130	178	42.433	155	36.733	228	213	11	1:54.964	50.434	175	30.172	197	34.358	224	222
6	1:56.738	50.342	182	30.410	150	35.986	226	207									

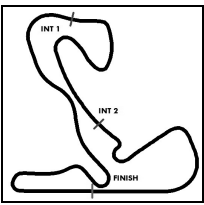
7 Lee Pepper, ZAF / Abt, DEU									theoretical besttime: 1:54.576								
1	2:43.293	1:24.725	131	36.360	163	42.208	222		5	1:54.838	50.599	172	29.710	180	34.529	228	227
2	1:59.624	53.333	162	30.780	170	35.511	227	197	6	1:54.616	50.639	174	29.642	189	34.335	227	207
3	1:56.643	51.627	174	30.196	179	34.820	227	221	7	1:59.453	51.138	168	30.015	179	38.300	225	197
4	1:55.828	50.958	171	30.077	175	34.793	225	208	8	2:11.516	52.179	154	33.431	172	45.906	53	212

9 Weishaupt, DEU / Holzer, DEU									theoretical besttime: 1:54.992								
1	2:45.266	1:29.961	146	33.611	141	41.694	222		6	1:59.092	51.883	169	32.377	159	34.832	223	199
2	1:58.833	53.394	163	30.597	168	34.842	229	181	7	1:57.921	52.678	159	30.243	169	35.000	220	191
3	2:00.545	54.898	164	30.594	168	35.053	224	201	8	1:58.185	52.614	162	30.521	176	35.050	215	190
4	1:55.721	51.167	172	29.891	177	34.663	224	188	9	2:04.128	56.680	159	31.856	165	35.592	221	180
5	1:54.992	51.074	174	29.707	178	34.211	226	188	10	2:09.684	53.411	160	30.957	169	45.316	47	188

13 Lips, CHE / Barth, DEU									theoretical besttime:								
1																	

16 Stolz, DEU / Bortolotti, ITA									theoretical besttime: 1:51.861								
1	2:40.438	1:25.105	131	32.843	145	42.490	227		6	1:52.181	49.475	182	29.113	190	33.593	228	203
2	1:55.850	51.688	169	29.901	164	34.261	229	208	7	1:57.640	51.502	151	30.817	156	35.321	224	196
3	1:53.280	50.255	175	29.285	190	33.740	229	212	8	1:58.155	51.947	163	30.553	153	35.655	220	198
4	1:52.143	49.757	176	29.021	190	33.365	231	218	9	1:57.441	52.339	159	30.172	169	34.930	224	193
5	1:54.719	49.707	179	29.392	173	35.620	230	199	10	2:04.166	51.991	157	30.770	166	41.405	59	194

17 Jahn, DEU / Estre, FRA									theoretical besttime: 1:49.596								
1	2:29.038	1:17.725	165	30.689	177	40.624	228		5	1:49.946	48.323	186	28.600	202	33.023	233	223
2	1:54.390	50.755	177	29.552	181	34.083	230	203	6	1:49.749	47.973	187	28.628	201	33.148	232	225
3	1:52.052	49.145	181	29.110	188	33.797	229	215	7	2:02.017	48.364	185	28.722	193	44.931	57	222
4	1:51.879	49.086	181	29.465	196	33.328	232	208									



ADAC GT Masters

Sector List Qualifying 2



Provisional

Circuit Zandvoort, Length: 4307m

Air temperature: 15.53°C

Track temperature: 15.23°C

Weather condition: Wet

Reg. Nr.: KNAF 0301.16.184

Sunday, August 21, 2016 8:45:00

Lap	Time	SE1	SP1	SE2	SP2	SE3	SP3	TSP	Lap	Time	SE1	SP1	SE2	SP2	SE3	SP3	TSP
19	den Boer, NLD / Hürtgen, DEU								theoretical besttime: 1:53.516								
1	2:31.662	1:21.145	149	33.219	165	37.298	197		6	1:53.729	49.954	185	29.580	188	34.195	226	217
2	1:58.686	53.155	166	30.839	168	34.692	229	182	7	1:55.277	50.374	180	29.952	190	34.951	220	202
3	1:55.992	51.779	179	30.087	175	34.126	225	196	8	1:57.147	50.916	171	30.397	186	35.834	216	203
4	1:54.066	50.346	182	29.738	181	33.982	229	214	9	2:04.939	54.701	145	33.148	164	37.090	219	192
5	2:00.516	50.611	177	30.832	177	39.073	227	218	10	2:09.499	52.095	166	31.159	160	46.245	53	201

20	Krohn, FIN / Deletraz, CHE								theoretical besttime: 1:53.187								
1	2:30.653	1:19.180	146	32.933	148	38.540	223		6	1:53.196	49.623	173	29.461	180	34.112	227	207
2	2:03.883	53.496	165	33.732	174	36.655	227	199	7	2:05.415	54.736	165	34.243	161	36.436	228	197
3	1:54.911	50.830	174	29.818	189	34.263	230	219	8	1:56.920	51.093	170	30.354	180	35.473	224	201
4	1:55.810	50.770	178	29.856	194	35.184	229	222	9	2:06.356	51.258	165	31.372	162	43.726	58	194
5	1:53.739	49.955	179	29.452	183	34.332	229	214									

21	Sylvest, DNK / Rogivue, CHE								theoretical besttime: 1:53.644								
1	5:01.619	1:40.096	153	33.814	122	2:47.709	223		6	1:58.122	50.575	178	29.484	177	38.063	225	201
2	1:56.728	51.744	174	30.349	183	34.635	225	196	7	1:54.304	50.253	178	29.669	182	34.382	221	219
3	1:54.395	50.639	176	29.491	182	34.265	225	214	8	1:55.488	51.315	177	29.634	193	34.539	222	220
4	1:54.166	50.449	179	29.206	181	34.511	224	211	9	1:55.886	51.031	178	30.217	189	34.638	220	226
5	1:53.971	50.348	180	29.126	183	34.497	222	210									

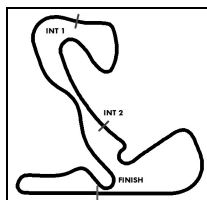
22	Frankenhout, NLD / Gassner, DEU								theoretical besttime: 1:54.440								
1	2:23.941	1:12.189	137	34.509	149	37.243	223		6	1:55.027	50.298	173	30.069	197	34.660	226	225
2	2:03.365	54.535	166	32.970	165	35.860	225	221	7	1:59.865	52.617	161	31.033	155	36.215	221	219
3	1:55.975	51.105	175	30.411	191	34.459	229	226	8	1:58.862	52.035	159	30.730	177	36.097	219	222
4	1:55.071	50.573	174	29.758	192	34.740	227	225	9	2:10.230	53.882	149	31.642	165	44.706	49	203
5	1:54.581	50.223	176	29.893	197	34.465	228	229									

28	Vervisch, BEL / Haase, DEU								theoretical besttime: 1:50.560								
1	2:30.880	1:21.288	153	31.616	154	37.976	223		6	1:50.874	48.652	181	29.016	204	33.206	225	206
2	1:57.350	52.214	167	30.579	172	34.557	228	191	7	2:06.072	53.191	160	30.566	177	42.315	57	204
3	2:04.301	51.025	176	29.962	182	43.314	56	205	8	3:11.680	1:55.217	158	31.233	158	45.230	49	
4	2:18.174	1:08.480	177	32.072	154	37.622	227		9	2:38.913	1:26.875	157	34.537	167	37.501	186	
5	1:50.627	48.719	184	28.848	201	33.060	229	216									

29	De Phillippi, USA / Mies, DEU								theoretical besttime: 1:50.782								
1	2:29.919	1:20.458	165	31.792	157	37.669	222		6	1:51.191	49.098	185	28.662	202	33.431	225	226
2	1:54.087	50.761	177	29.276	183	34.050	227	214	7	1:52.615	49.226	182	29.077	183	34.312	221	232
3	1:52.339	49.577	185	29.240	194	33.522	228	216	8	2:02.774	49.624	180	29.831	169	43.319	59	220
4	1:51.578	49.028	185	29.158	185	33.392	228	216	9	3:01.177	1:48.124	176	30.008	165	43.045	59	
5	1:51.074	48.728	183	28.944	197	33.402	228	234									

31	Hezemans, NLD / Curran, USA								theoretical besttime: 1:54.236								
1	2:30.407	1:18.428	138	32.968	159	39.011	222		6	1:54.385	50.407	167	29.725	178	34.253	225	197
2	1:57.557	52.525	159	30.481	181	34.551	225	204	7	1:59.665	52.210	158	32.449	175	35.006	224	184
3	1:55.626	50.935	163	29.957	185	34.734	226	213	8	1:57.769	51.356	149	31.207	167	35.206	218	185
4	1:59.549	50.743	166	32.973	177	35.833	228	217	9	2:14.779	54.282	139	34.486	152	46.011	58	192
5	1:54.275	50.258	168	29.753	185	34.264	229	206									

32	Zonzini, SMR / Spengler, DEU								theoretical besttime: 1:53.368								
1	5:34.745	4:25.399	155	32.823	171	36.523	222		5	1:59.461	51.436	118	30.740	162	37.285	215	222
2	1:56.218	51.820	179	29.782	200	34.616	224	199	6	2:05.283	51.828	167	30.296	190	43.159	57	194
3	1:54.154	50.567	179	29.420	201	34.167	223	206	7	4:13.037	3:08.196	174	30.012	193	34.829	222	
4	1:53.432	49.804	180	29.484	204	34.144	223	221	8	2:05.831	52.705	168	30.279	198	42.847	55	213



ADAC GT Masters

Sector List Qualifying 2

Provisional



Circuit Zandvoort, Length: 4307m

Air temperature: 15.53°C

Track temperature: 15.23°C

Weather condition: Wet

Reg. Nr.: KNAF 0301.16.184

Sunday, August 21, 2016 8:45:00

Lap	Time	SE1	SP1	SE2	SP2	SE3	SP3	TSP	Lap	Time	SE1	SP1	SE2	SP2	SE3	SP3	TSP
36	Dienst, DEU / Zanella, CHE									theoretical besttime: 1:52.337							
1	3:38.052	2:23.658	123	36.406	149	37.988	220		5	1:52.578	49.619	178	28.963	188	33.996	229	207
2	1:59.797	53.455	159	30.641	163	35.701	224	186	6	1:52.337	49.475	172	28.916	187	33.946	228	206
3	1:56.117	51.442	169	29.878	172	34.797	229	188	7	2:04.173	49.504	174	30.568	149	44.101	57	208
4	1:53.774	50.394	169	29.239	182	34.141	226	194									

44	Ahlin-Kottulinsky, SWE / Bonanomi, ITA									theoretical besttime: 1:52.583							
1	2:48.493	1:31.516	145	34.736	154	42.241	219		6	2:02.016	50.704	174	29.367	182	41.945	59	213
2	1:57.154	52.621	167	29.954	180	34.579	225	190	7	3:47.833	2:39.660	152	32.154	175	36.019	219	
3	1:54.420	51.106	174	29.336	186	33.978	227	202	8	1:57.659	51.559	167	30.282	173	35.818	219	206
4	1:58.529	51.676	167	32.523	176	34.330	227	208	9	2:06.643	51.483	171	30.094	163	45.066	59	208
5	1:52.583	49.912	180	29.200	183	33.471	228	221									

50	Geipel, DEU / Frey, CHE									theoretical besttime: 1:53.539							
1	3:05.835	1:52.986	159	32.754	164	40.095	220		6	1:57.625	52.231	171	30.548	186	34.846	221	219
2	2:07.360	52.783	156	32.031	103	42.546	224	192	7	1:55.711	50.972	178	30.036	179	34.703	221	200
3	1:55.639	51.255	173	30.087	185	34.297	227	210	8	1:54.869	50.777	176	30.014	191	34.078	222	200
4	1:53.791	50.134	181	29.710	198	33.947	227	213	9	1:56.003	50.658	182	30.788	186	34.557	220	206
5	1:53.656	49.993	181	29.599	197	34.064	228	226	10	2:09.345	52.855	170	31.175	165	45.315	58	208

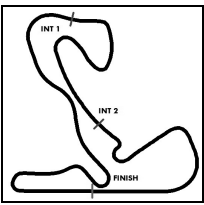
55	Pommer, DEU / Maassen, NLD									theoretical besttime: 1:54.440							
1	2:54.039	1:35.949	151	35.604	165	42.486	220		6	2:02.448	50.963	172	29.911	189	41.574	59	213
2	2:11.914	1:00.812	114	31.896	162	39.206	222	187	7	4:01.218	2:54.415	163	31.316	163	35.487	221	
3	1:56.507	51.562	172	30.047	188	34.898	224	198	8	1:57.379	51.882	174	30.469	178	35.028	223	202
4	1:55.389	51.113	177	29.713	191	34.563	226	213	9	1:57.182	51.726	173	30.340	177	35.116	223	203
5	1:54.440	50.403	176	29.525	193	34.512	225	211									

63	Ineichen, CHE / Engelhart, DEU									theoretical besttime: 1:50.693							
1	3:35.769	2:25.166	148	33.352	164	37.251	227		5	1:50.706	48.865	184	28.716	196	33.125	229	217
2	1:54.270	50.425	174	29.764	193	34.081	229	214	6	1:56.267	48.852	182	28.781	194	38.634	221	218
3	1:53.174	50.155	173	29.541	189	33.478	231	203	7	1:57.928	52.439	149	31.347	185	34.142	222	209
4	1:51.236	49.175	175	28.763	195	33.298	230	217	8	2:08.735	51.531	160	31.170	166	46.034	58	209

66	Gies, DEU / Lindholm, DEU									theoretical besttime: 1:53.501							
1	2:34.163	1:23.611	156	33.104	146	37.448	215		6	1:53.501	50.294	177	29.375	204	33.832	224	212
2	2:04.846	56.376	140	32.020	154	36.450	222	199	7	1:57.345	51.272	163	30.235	166	35.838	223	212
3	1:57.881	53.110	171	30.106	189	34.665	224	192	8	1:58.176	53.095	170	30.064	190	35.017	220	203
4	1:56.551	51.745	174	29.946	194	34.860	225	208	9	1:58.388	52.275	169	30.426	169	35.687	216	219
5	1:54.714	50.903	176	29.547	200	34.264	225	206	10	1:57.825	52.439	170	29.773	193	35.613	217	211

69	Assenheimer, DEU / Schwager, DEU									theoretical besttime: 1:52.931							
1	2:18.661	1:08.320	142	32.915	159	37.426	217		6	1:53.508	50.221	180	29.278	192	34.009	225	218
2	2:00.587	54.118	160	31.323	172	35.146	223	186	7	1:53.178	49.660	181	29.307	195	34.211	226	222
3	1:59.758	51.853	172	32.594	168	35.311	224	206	8	2:01.056	50.521	178	34.888	173	35.647	216	227
4	1:54.017	50.537	177	29.487	204	33.993	229	212	9	2:09.323	53.964	161	30.657	189	44.702	58	201
5	1:54.583	50.351	180	29.724	180	34.508	227	221									

77	Gounon, FRA / Keilwitz, DEU									theoretical besttime: 1:52.465							
1	2:24.380	1:15.537	155	31.613	167	37.230	222		6	1:52.753	49.427	187	29.167	200	34.159	233	214
2	1:56.946	52.425	175	29.762	181	34.759	230	205	7	1:53.149	49.528	184	29.345	195	34.276	230	216
3	1:53.611	50.219	179	29.384	188	34.008	230	212	8	2:04.579	51.071	167	30.233	182	43.275	58	217
4	1:53.826	49.404	182	30.450	175	33.972	236	222	9	3:08.859	2:04.125	173	29.977	186	34.757	227	
5	1:52.603	49.386	182	29.305	201	33.912	230	218	10	1:55.271	50.846	182	29.670	187	34.755	224	203



ADAC GT Masters

Sector List Qualifying 2

Provisional



Circuit Zandvoort, Length: 4307m

Air temperature: 15.53°C

Track temperature: 15.23°C

Weather condition: Wet

Reg. Nr.: KNAF 0301.16.184

Sunday, August 21, 2016 8:45:00

Lap	Time	SE1	SP1	SE2	SP2	SE3	SP3	TSP	Lap	Time	SE1	SP1	SE2	SP2	SE3	SP3	TSP
99 Renauer, DEU / Ragginger, AUT									theoretical besttime: 1:52.668								
1	3:43.407	2:30.567	157	35.910	138	36.930	222		6	1:54.379	50.816	181	29.217	173	34.346	229	224
2	1:57.601	52.366	172	30.230	183	35.005	230	196	7	1:53.637	50.470	181	29.061	190	34.106	225	208
3	1:53.944	50.240	186	29.501	181	34.203	232	210	8	1:53.710	50.436	181	29.404	192	33.870	229	208
4	2:02.336	57.758	160	30.217	179	34.361	230	196	9	1:53.809	50.463	183	29.521	197	33.825	229	209
5	1:53.035	49.782	187	29.394	192	33.859	230	218	10	1:53.967	50.284	183	29.623	193	34.060	230	217